

***TM 1-1520-238-23P-3**

TECHNICAL MANUAL

**AVIATION UNIT AND INTERMEDIATE MAINTENANCE
REPAIR PARTS AND SPECIAL TOOLS LIST**

FOR

**HELICOPTER, ATTACK,
AH-64A APACHE
(NSN 1520-01-106-9519)**

DISTRIBUTION STATEMENT A: Approved for public release; distribution is unlimited.

*This manual together with TM 1-1520-238-23P-1, TM 1-1520-238-23P-2, TM 1-1520-238-23P-4, and TM 1-1520-238-23P-5, supersedes TM 55-1520-238-23P-1, TM 55-1520-238-23P-2, TM 55-1520-238-23P-3, TM 55-1520-238-23P-4 and TM 55-1520-238-23P-5, dated 24 October 1994, including all changes.

**HEADQUARTERS, DEPARTMENT OF THE ARMY
28 May 1996**

CHANGE }
NO. 9 }

HEADQUARTERS
DEPARTMENT OF THE ARMY
WASHINGTON, D.C., 15 OCTOBER 2004

Aviation Unit and Intermediate Maintenance
Repair Parts and Special Tools List
For
HELICOPTER, ATTACK, AH-64A APACHE
(NSN 1520-01-106-9519)

DISTRIBUTION STATEMENT A: Approved for public release; distribution is unlimited.

TM 1-1520-238-23P-3, 28 May 1996, is changed as follows:

1. Remove and insert pages as indicated below. New or changed text material is indicated by a vertical bar in the margin. An illustration change is indicated by a pointing hand.

Remove pages

A through F
xxiii/(xxiv blank)
687-1 through 688-2
697-1 through 698-2


Insert pages

A through F
xxiii/(xxiv blank)
687-1 through 688-2
697-1 through 698-2

2. Retain this sheet in front of manual for reference purposes.

By Order of the Secretary of the Army:

Official:


JOEL B. HUDSON

*Administrative Assistant to the
Secretary of the Army*

0424603

PETER J. SCHOOMAKER
*General, United States Army
Chief of Staff*

DISTRIBUTION:

To be distributed in accordance with Initial Distribution Number (IDN) 311318, requirements for TM 1-1520-238-23P-3.

CHANGE }
NO. 8 }

HEADQUARTERS
DEPARTMENT OF THE ARMY
WASHINGTON, D.C., 28 SEPTEMBER 2004

Aviation Unit and Intermediate Maintenance
Repair Parts and Special Tools List
For
HELICOPTER, ATTACK, AH-64A APACHE
(NSN 1520-01-106-9519)

DISTRIBUTION STATEMENT A: Approved for public release; distribution is unlimited.

TM 1-1520-238-23P-3, 28 May 1996, is changed as follows:

1. Remove and insert pages as indicated below. New or changed text material is indicated by a vertical bar in the margin. An illustration change is indicated by a pointing hand.

Remove pages

Insert pages

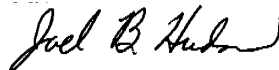
A through F
xxiii/(xxiv blank)
780D-1 and Fig. 781

A through F
xxiii/(xxiv blank)
780D-1 through Fig. 781

2. Retain this sheet in front of manual for reference purposes.

By Order of the Secretary of the Army:

Official:



JOEL B. HUDSON
*Administrative Assistant to the
Secretary of the Army*
0418106

PETER J. SCHOOMAKER
*General, United States Army
Chief of Staff*

DISTRIBUTION:

To be distributed in accordance with Initial Distribution Number (IDN) 311318, requirements for TM 1-1520-238-23P-3.

CHANGE }
NO. 7 }

HEADQUARTERS
DEPARTMENT OF THE ARMY
WASHINGTON, D.C., 23 April 2004

Aviation Unit and Intermediate Maintenance
Repair Parts and Special Tools List
For
HELICOPTER, ATTACK, AH-64A APACHE
(NSN 1520-01-106-9519)

DISTRIBUTION STATEMENT A: Approved for public release; distribution is unlimited.

TM 1-1520-238-23P-3, 28 May 1996, is changed as follows:

1. Remove and insert pages as indicated below. New or changed text material is indicated by a vertical bar in the margin. An illustration change is indicated by a pointing hand.

Remove pages

A through F
i through xxiii/(xxiv Blank)
555-1 through Fig. 561
663-1 through 664-2
687-1 through Fig. 691
756-1 and Fig. 757

Insert pages

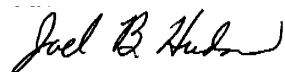
A through F
i through xxiii/(xxiv Blank)
555-1 through Fig. 561
663-1 through 664-2
687-1 through Fig. 691
756-1 and Fig. 757

2. Retain this sheet in front of manual for reference purposes.

By Order of the Secretary of the Army:

Official:

PETER J. SCHOOMAKER
General, United States Army
Chief of Staff



JOEL B. HUDSON
Administrative Assistant to the
Secretary of the Army
0405505

DISTRIBUTION:

To be distributed in accordance with Initial Distribution Number (IDN) 311318, requirements for TM 1-1520-238-23P-3.

CHANGE }
NO. 6 }

HEADQUARTERS
DEPARTMENT OF THE ARMY
WASHINGTON, D.C., 21 June 2002

Aviation Unit and Intermediate Maintenance
Repair Parts and Special Tools List
For
HELICOPTER, ATTACK, AH-64A APACHE
(NSN 1520-01-106-9519)

DISTRIBUTION STATEMENT A: Approved for public release; distribution is unlimited.

TM 1-1520-238-23P-3, 28 May 1996, is changed as follows:

1. Remove and insert pages as indicated below. New or changed text material is indicated by a vertical bar in the margin. An illustration change is indicated by a pointing hand.

Remove pages	Insert pages
A through F	A through F
i and ii	i and ii
xxiii/(xxiv blank)	xxiii/(xxiv blank)
555-1 through 581-2	555-1 through 581-2
582-1 through Fig. 584	582-1 through Fig. 584
585-1 and Fig. 586	585-1 and Fig. 586
587-1 and 587-2	587-1 and 587-2
588-1 through 591-2	588-1 through 591-2
593-1 through 601-2	593-1 through 601-2
602-1 through 603-2	602-1 through 603-2
604-1 through Fig. 641	604-1 through Fig. 641
642-1 through Fig. 646	642-1 through Fig. 646
647-1 through Fig. 649	647-1 through Fig. 649
650-1 through 654-2	650-1 through 654-2
655-1 through 668-2	655-1 through 668-2
670-1 through 676-2	670-1 through 676-2
677-1 and Fig. 678	677-1 and Fig. 678
679-1 through 688-2	679-1 through 688-2
691-1 through Fig. 695	691-1 through Fig. 695
696-1 through 698-2	696-1 through 698-2
699-1 through Fig. 709	699-1 through Fig. 709
710-1 through 711-2	710-1 through 711-2
blank/Fig. 714 through Fig. 715	blank/Fig. 714 through Fig. 715
717-1 through Fig. 730	717-1 through Fig. 730
731-1 and 731-2	731-1 and 731-2
732-1 and Fig. 733	732-1 and Fig. 733
739-1 through Fig. 745	739-1 through Fig. 745
753-1 and Fig. 754	753-1 and Fig. 754
755-1 through Fig. 757	755-1 through Fig. 757
761-1 and Fig. 762	761-1 and Fig. 762
766-1 through Fig. 768	766-1 through Fig. 768
770-1 and Fig. 771	770-1 and Fig. 771
772-1 through Fig. 774	772-1 through Fig. 774
779-1 through Fig. 781	779-1 through Fig. 781

2. Retain this sheet in front of manual for reference purposes.

By Order of the Secretary of the Army:

Official:



JOEL B. HUDSON
*Administrative Assistant to the
Secretary of the Army*
0211302

ERIC K. SHINSEKI
*General, United States Army
Chief of Staff*

By Order of the Secretary of the Army:

DISTRIBUTION:

To be distributed in accordance with Initial Distribution Number (IDN) 311318, requirements for TM 1-1520-238-23P-3.

CHANGE }
NO. 5 }

HEADQUARTERS
DEPARTMENT OF THE ARMY
WASHINGTON, D.C., 25 May 2001

Aviation Unit and Intermediate Maintenance
Repair Parts and Special Tools List
For
HELICOPTER, ATTACK, AH-64A APACHE
(NSN 1520-01-106-9519)

DISTRIBUTION STATEMENT A: Approved for public release; distribution is unlimited.

TM 1-1520-238-23P-3, 28 May 1996, is changed as follows:

1. Remove and insert pages as indicated below. New or changed text material is indicated by a vertical bar in the margin. An illustration change is indicated by a pointing hand.

Remove pages

i and ii
Blank/Fig. 555 through Fig. 556
557-1 and Fig. 558
561-1 and Fig. 562
573-1 and Fig. 574
578-1 and Fig. 579
587-1 and 587-2
593-1 through Fig. 595
596-1 and 596-2
Blank/Fig. 597 through Fig. 600
601-1 and 601-2
602-1 through 603-2
604-1 and 604-2
606-1 through Fig. 611
619-1 and 619-2
622-1 through Fig. 624
625-1 and 625-2
627-1 through Fig. 629
631-1 and 631-2
632-1 and 632-2
633-1 through Fig. 636
640-1 and Fig. 641
642-1 and Fig. 643
644-1 and Fig. 645
652-1 and Fig. 653
657-1 through Fig. 659
667-1 and Fig. 668
670-1 through Fig. 673
674-1 through 676-2
687-1 and Fig. 688
693-1 and Fig. 694
696-1 through 698-2
701-1 and Fig. 702
705-1 and Fig. 706
708-1 and Fig. 709
717-1 through Fig. 722
728-1 through 731-2
734-1 through Fig. 738

Insert pages

A through F
i and ii
Blank/Fig. 555 through Fig. 556
557-1 and Fig. 558
561-1 and Fig. 562
573-1 and Fig. 574
578-1 and Fig. 579
587-1 and 587-2
593-1 through Fig. 595
596-1 and 596-2
Blank/Fig. 597 through Fig. 600
601-1 and 601-2
602-1 through 603-2
604-1 and 604-2
606-1 through Fig. 611
619-1 and 619-2
622-1 through Fig. 624
625-1 and 625-2
627-1 through Fig. 629
631-1 and 631-2
632-1 and 632-2
633-1 through Fig. 636
640-1 and Fig. 641
642-1 and Fig. 643
644-1 and Fig. 645
652-1 and Fig. 653
657-1 through Fig. 659
667-1 and Fig. 668
670-1 through Fig. 673
674-1 through 676-2
687-1 and Fig. 688
693-1 and Fig. 694
696-1 through 698-2
701-1 and Fig. 702
705-1 and Fig. 706
708-1 and Fig. 709
717-1 through Fig. 722
728-1 through 731-2
734-1 through Fig. 738

Remove pages

740-1 and Fig. 741
746-1 through Fig. 755
761-1 and Fig. 762
766-1 through Fig. 768
774-1 and Fig. 775
777-1 through Fig. 780A
780B-1 through Fig. 781
782-1 and Fig. 783

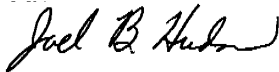
Insert pages

740-1 and Fig. 741
746-1 through Fig. 755
761-1 and Fig. 762
766-1 through Fig. 768
774-1 and Fig. 775
777-1 through Fig. 780A
780B-1 through Fig. 781
782-1 and Fig. 783

2. Retain this sheet in front of manual for reference purposes.

By Order of the Secretary of the Army:

Official:



JOEL B. HUDSON

*Administrative Assistant to the
Secretary of the Army*

0111703

ERIC K. SHINSEKI
*General, United States Army
Chief of Staff*

DISTRIBUTION:

To be distributed in accordance with Initial Distribution Number (IDN) 311318, requirements for TM 1-1520-238-23P-3.

CHANGE }
NO. 4 }

HEADQUARTERS
DEPARTMENT OF THE ARMY
WASHINGTON, D.C., 16 February 2000

Aviation Unit and Intermediate Maintenance
Repair Parts and Special Tools List
For
HELICOPTER, ATTACK, AH-64A APACHE
(NSN 1520-01-106-9519)

DISTRIBUTION STATEMENT A: Approved for public release; distribution is unlimited.

TM 1-1520-238-23P-3, 28 May 1996, is changed as follows:

1. Remove and insert pages as indicated below. New or changed text material is indicated by a vertical bar in the margin. An illustration change is indicated by a pointing hand.

Remove pages

v through xxiii/(xxiv blank)
557-1 and Fig. 558
561-1 through Fig. 568
570-1 and Fig. 571
572-1 through Fig. 578
581-1 and 581-2
584-1 and Fig. 585
586-1 and Fig. 587
593-1 and Fig. 594
635-1 and Fig. 636
637-1 through Fig. 639
642-1 and Fig. 643
653-1 and Fig. 654
659-1 through Fig. 661
664-1 through Fig. 666
667-1 through 668-2
670-1 through Fig. 673
674-1 and Fig. 675
676-1 and 676-2
686-1 and 686-2
691-1 through Fig. 695
699-1 and Fig. 700
702-1 and Fig. 703
707-1 and Fig. 708
710-1 through 711-2
722-1 and Fig. 723
724-1 and Fig. 725
731-1 and 731-2
742-1 and Fig. 743
758-1 and Fig. 759
761-1 and Fig. 762
766-1 through Fig. 768
770-1 and Fig. 771
777-1 and Fig. 778
779-1 through Fig. 781
783-1/(783-2 blank)

Insert pages

A through C/(D blank)
v through xxiii(xxiv/blank)
557-1 and Fig. 558
561-1 through Fig. 568
570-1 and Fig. 571
572-1 through Fig. 578
581-1 and 581-2
584-1 and Fig. 585
586-1 and Fig. 587
593-1 and Fig. 594
635-1 and Fig. 636
637-1 through Fig. 639
642-1 and Fig. 643
653-1 and Fig. 654
659-1 through Fig. 661
664-1 through Fig. 666
667-1 through 668-2
670-1 through Fig. 673
674-1 and Fig. 675
676-1 and 676-2
686-1 and 686-2
691-1 through Fig. 695
699-1 and Fig. 700
702-1 and Fig. 703
707-1 and Fig. 708
710-1 through 711-2
722-1 and Fig. 723
724-1 and Fig. 725
731-1 and 731-2
742-1 and Fig. 743
758-1 and Fig. 759
761-1 and Fig. 762
766-1 through Fig. 768
770-1 and Fig. 771
777-1 and Fig. 778
779-1 through Fig. 781
783-1/(783-2 blank)

2. Retain these sheets in front of manual for reference purposes.

By Order of the Secretary of the Army:

Official:



JOEL B. HUDSON

*Administrative Assistant to the
Secretary of the Army*

9934802

ERIC K. SHINSEKI
*General, United States Army
Chief of Staff*

DISTRIBUTION:

To be distributed in accordance with Initial Distribution Number (IDN) 311318, requirements for TM 1-1520-238-23P-3.

CHANGE }
NO. 3 }

HEADQUARTERS
DEPARTMENT OF THE ARMY
WASHINGTON, D.C., 30 November 1998

Aviation Unit and Intermediate Maintenance
Repair Parts and Special Tools List
For

HELICOPTER, ATTACK
AH-64A APACHE
(NSN 1520-01-106-9519)

DISTRIBUTION STATEMENT A: Approved for public release; distribution is unlimited.

TM 1-1520-238-23P-3, 9 February 1996, is changed as follows:

1. The supersession notice has been changed to read, as shown on the i page.
2. Remove and insert pages as indicated below. New or changed text material is indicated by a vertical bar in the margin. An illustration change is indicated by a miniature pointing hand.

Remove pages

i through xxii
555-1 and Fig. 556
558-1 and Fig. 559
561-1 and Fig. 562
564-1 through Fig. 569
570-1 through Fig. 578
580-1 through 581-2
582-1 through 587-2
589-1 through 591-2
593-1 and Fig. 594
596-1 and 596-2
597-1 and Fig. 598
599-1 and Fig. 600
601-1 and 601-2
603-1 and 603-2
604-1 and 604-2
605-1 through 608-2
609-1 through 610-2
618-1 and Fig. 619
622-1 and Fig. 623
625-1 and 625-2
627-1 and 627-2
628-1 and Fig. 629
631-1 and 631-2
632-1 and 632-2
633-1 through Fig. 636
638-1 and Fig. 639
640-1 and Fig. 641
646-1 through Fig. 648
649-1 through Fig. 651
655-1 and Fig. 656
657-1 through Fig. 659

Insert pages

i through xxii
555-1 and Fig. 556
558-1 and Fig. 559
561-1 and Fig. 562
564-1 through Fig. 569
570-1 through Fig. 578
580-1 through 581-2
582-1 through 587-2
588-1 through 591-2
593-1 and Fig. 594
596-1 and 596-2
597-1 and Fig. 598
599-1 and Fig. 600
601-1 and 601-2
603-1 and 603-2
604-1 and 604-2
605-1 through 608-2
609-1 through 610-2
618-1 and Fig. 619
622-1 and Fig. 623
625-1 and 625-2
627-1 and 627-2
628-1 and Fig. 629
631-1 and 631-2
632-1 and 632-2
633-1 through Fig. 636
638-1 and Fig. 639
640-1 and Fig. 641
646-1 through Fig. 648
649-1 through Fig. 651
655-1 and Fig. 656
657-1 through Fig. 659

Remove pages

664-1 and Fig. 665
667-1 and Fig. 668
670-1 through Fig. 673
675-1 through 676-2
680-1 and Fig. 681
684-1 through 686-2
687-1 through 688-2
691-1 and Fig. 692
693-1 and Fig. 694
696-1 through 698-2
699-1 through Fig. 702
703-1 through Fig. 705
707-1 through Fig. 709
710-1 through 711-2
716-1 and Fig. 717
718-1 through Fig. 721
724-1 and Fig. 725
726-1 and Fig. 727
729-1 and Fig. 730
731-1 and 731-2
734-1 and Fig. 735
740-1 through Fig. 743
744-1 through Fig. 746
747-1 through Fig. 750
755-1 through Fig. 758
768-1 and Fig. 769
770-1 and Fig. 771
776-1 and Fig. 777
780B-1 through Fig. 781
783-1 and 783-2(blank)

Insert pages

664-1 and Fig. 665
667-1 and Fig. 668
670-1 through Fig. 673
675-1 through 676-2
680-1 and Fig. 681
684-1 through 686-2
687-1 through 688-2
691-1 and Fig. 692
693-1 and Fig. 694
696-1 through 698-2
699-1 through Fig. 702
703-1 through Fig. 705
707-1 through Fig. 709
710-1 through 711-2
716-1 and Fig. 717
718-1 through Fig. 721
724-1 and Fig. 725
726-1 and Fig. 727
729-1 and Fig. 730
731-1 and 731-2
734-1 and Fig. 735
740-1 through Fig. 743
744-1 through Fig. 746
747-1 through Fig. 750
755-1 through Fig. 758
768-1 and Fig. 769
770-1 and Fig. 771
776-1 and Fig. 777
780B-1 through Fig. 781
783-1 and 783-2(blank)

3. Retain this sheet in front of manual for reference purposes.

By Order of the Secretary of the Army:

Official:



JOEL B. HUDSON

*Administrative Assistant to the
Secretary of the Army*

05378

DENNIS J. REIMER
*General, United States Army
Chief of Staff*

DISTRIBUTION: To be distributed in accordance with DA Form 12-31-E, block no. 3448, requirements for TM 1-1520-238-23P-3.

CHANGE }
NO. 2 }

HEADQUARTERS
DEPARTMENT OF THE ARMY
WASHINGTON, D.C., 28 November 1997

Aviation Unit and Intermediate Maintenance
Repair Parts and Special Tools List
For

HELICOPTER, ATTACK
AH-64A APACHE
(NSN 1520-01-106-9519)

DISTRIBUTION STATEMENT A: Approved for public release; distribution is unlimited.

TM 1-1520-238-23P-3, 28 May 1996, is changed as follows:

1. Remove and insert pages as indicated below. New or changed text material is indicated by a vertical bar in the margin. An illustration change is indicated by a miniature pointing hand.

Remove pages

iii through xxii
560-1 through Fig. 562
566-1 through Fig. 569
570-1 and Fig. 571
573-1 through Fig. 580
581-1 and 581-2
582-1 through 587-2
588-1 through 591-2
592-1 through Fig. 594
596-1 and 596-2
597-1 and Fig. 598
599-1 through 601-2
602-1 and Fig. 603
604-1 and Fig. 604-2
607-1 through 608-2
614-1 and Fig. 615
622-1 through 625-2
628-1 and Fig. 629
631-1 through 632-2
635-1 and Fig. 636
637-1 through Fig. 641
643-1 and Fig. 644
647-1 through Fig. 649
650-1 through 654-2
655-1 through Fig. 658
662-1 and Fig. 663
664-1 through 668-2
670-1 through Fig. 673
676-1 and 676-2
679-1 and Fig. 680
Blank/Fig. 687 through Fig. 688
689-1 and Fig. 690
694-1 and Fig. 695
696-1 through Fig. 702
703-1 and Fig. 704

Insert pages

iii through xxii
560-1 through Fig. 562
566-1 through Fig. 569
570-1 and Fig. 571
573-1 through Fig. 580
581-1 and 581-2
582-1 through 587-2
588-1 through 591-2
592-1 through Fig. 594
596-1 and 596-2
597-1 and Fig. 598
599-1 through 601-2
602-1 and Fig. 603
604-1 and Fig. 604-2
607-1 through 608-2
614-1 and Fig. 615
622-1 through 625-2
628-1 and Fig. 629
631-1 through 632-2
635-1 and Fig. 636
637-1 through Fig. 641
643-1 and Fig. 644
647-1 through Fig. 649
650-1 through 654-2
655-1 through Fig. 658
662-1 and Fig. 663
664-1 through 668-2
670-1 through Fig. 673
676-1 and 676-2
679-1 and Fig. 680
Blank/Fig. 687 through Fig. 688
689-1 and Fig. 690
694-1 and Fig. 695
696-1 through Fig. 702
703-1 and Fig. 704

Remove pages

710-1 and Fig. 711
723-1 through Fig. 725
726-1 and Fig. 727
731-1 and 731-2
733-1 through Fig. 735
742-1 through Fig. 745
755-1 through Fig. 757
766-1 through 783-1/Blank

Insert pages

710-1 and Fig. 711
723-1 through Fig. 725
726-1 and Fig. 727
731-1 and 731-2
733-1 through Fig. 735
742-1 through Fig. 745
755-1 through Fig. 757
766-1 through 783-1/Blank

2. Retain this sheet in front of manual for reference purposes.

By Order of the Secretary of the Army:

Official:



JOEL B. HUDSON

*Administrative Assistant to the
Secretary of the Army*

04335

DENNIS J. REIMER
*General, United States Army
Chief of Staff*

DISTRIBUTION:

To be distributed in accordance with INITIAL DISTRIBUTION NUMBER (IDN) 311318, requirements for TM 1-1520-238-23P-3.

CHANGE }
NO. 1 }

HEADQUARTERS
DEPARTMENT OF THE ARMY
WASHINGTON, D.C., 30 April 1997

Aviation Unit and Intermediate Maintenance
Repair Parts and Special Tools List
For

**HELICOPTER, ATTACK
AH-64A APACHE
(NSN 1520-01-106-9519)**

DISTRIBUTION STATEMENT A: Approved for public release; distribution is unlimited.

TM 1-1520-238-23P-3, 28 May 1996, is changed as follows:

1. Remove and insert pages as indicated below. New or changed text material is indicated by a vertical bar in the margin. An illustration change is indicated by a miniature pointing hand.

Remove pages

587-1 and 587-2
632-1 and 632-2
634-1 and Fig. 635
699-1 and Fig. 700
714-1 and Fig. 715
717-1 through Fig. 722
726-1 through Fig. 730

Insert pages

587-1 and 587-2
632-1 and 632-2
634-1 and Fig. 635
699-1 and Fig. 700
714-1 and Fig. 715
717-1 through Fig. 722
726-1 through Fig. 730

2. Retain this sheet in front of manual for reference purposes.

By Order of the Secretary of the Army:

Official:



JOEL B. HUDSON

*Administrative Assistant to the
Secretary of the Army*

03404

DENNIS J. REIMER
*General, United States Army
Chief of Staff*

DISTRIBUTION:

To be distributed in accordance with DA Form 12-31-E, block no. 1318, requirements for TM 1-1520-238-23P-3.

INSERT LATEST CHANGED PAGES: DESTROY SUPERSEDED PAGES.

LIST OF EFFECTIVE PAGES

NOTE: The portion of the text affected by the changes is indicated by a vertical line in the outer margins of the page. Changes to illustrations are indicated by miniature pointing hands. Changes to wiring diagrams are indicated by shaded areas.

Date of issue for original and change pages are:

Original 0 28 MAY 1996	Change 5 25 MAY 2001
Change 1 30 APRIL 1997	Change 6 21 JUNE 2002
Change 2 28 NOVEMBER 1997	Change 7 23 APRIL 2004
Change 3 30 NOVEMBER 1998	Change 8 28 SEPTEMBER 2004
Change 4 16 FEB 2000	Change 9 15 OCTOBER 2004

TOTAL NUMBER OF PAGES IN THIS PUBLICATION IS 554, CONSISTING OF THE FOLLOWING:

Page No.	*Change No.	Page No.	*Change No.
Cover	0	561-1	6
Blank	0	Fig. 562	0
A - F	9	562-1	6
i	7	Fig. 563	6
ii	0	563-1	6
iii	2	Fig. 564	0
iv	7	564-1	6
v	7	Fig. 565	0
vi	7	565-1	6
vii	7	Fig. 566	0
viii	7	566-1	6
ix	7	Fig. 567	0
x	7	567-1	6
xi	7	Fig. 568	6
xii	7	568-1	6
xiii	7	Fig. 569	6
xiv	7	569-1	6
xv	7	Fig. 570	0
xvi	7	570-1	6
xvii	7	Fig. 571	6
xviii	7	571-1	6
xix	7	Fig. 572	6
xx	7	572-1	6
xxi	7	Fig. 573	0
xxii	7	573-1	6
xxiii	8	Fig. 574	0
Blank	0	574-1	6
1-8	0	Fig. 575	6
Blank	0	575-1	6
Fig. 555	5	Fig. 576	0
555-1	7	576-1	6
Fig. 556	6	Fig. 577	0
556-1	6	577-1	6
Fig. 557	7	Fig. 578	0
557-1	7	578-1	6
Fig. 558	0	Fig. 579	6
558-1	7	579-1	6
Fig. 559	6	Fig. 580	0
559-1	6	580-1	6
Fig. 560	7	Fig. 581	0
560-1	7	581-1	6
Fig. 561	2	581-2	6

*Zero in this column indicates an original page.

INSERT LATEST CHANGED PAGES: DESTROY SUPERSEDED PAGES.

LIST OF EFFECTIVE PAGES

Page No.	*Change No.	Page No.	*Change No.
Blank	0	603-1	6
Fig. 582	0	603-2	6
582-1	6	Blank	0
Fig. 583	2	Fig. 604	0
583-1	6	604-1	6
Fig. 584	2	604-2	0
584-1	4	Blank	0
Fig. 585	2	Fig. 605	6
585-1	6	605-1	6
Fig. 586	2	Fig. 606	0
586-1	4	606-1	6
Fig. 587	0	Fig. 607	6
587-1	6	607-1	6
587-2	3	Fig. 608	5
Blank	0	608-1	6
Fig. 588	0	Fig. 609	0
588-1	6	609-1	6
Fig. 589	3	Fig. 610	5
589-1	6	610-1	6
Fig. 590	0	Fig. 611	6
590-1	6	611-1	6
Fig. 591	3	Fig. 612	6
591-1	6	612-1	6
591-2	6	Fig. 613	6
Blank	0	613-1	6
Fig. 592	0	Fig. 614	6
592-1	0	614-1	6
Fig. 593	2	Fig. 615	6
593-1	6	615-1	6
Fig. 594	6	Fig. 616	6
594-1	6	616-1	6
Fig. 595	0	Fig. 617	6
595-1	6	617-1	6
Fig. 596	0	Fig. 618	6
596-1	6	618-1	6
596-2	6	Fig. 619	0
Blank	0	619-1	6
Fig. 597	6	619-2	0
597-1	6	Blank	0
Fig. 598	0	Fig. 620	6
598-1	6	620-1	6
Fig. 599	6	Fig. 621	6
599-1	6	621-1	6
Fig. 600	0	Fig. 622	0
600-1	0	622-1	6
Fig. 601	6	Fig. 623	6
601-1	6	623-1	6
601-2	6	Fig. 624	0
Blank	0	624-1	6
Fig. 602	0	Fig. 625	6
602-1	6	625-1	6
Fig. 603	6	625-2	6

*Zero in this column indicates an original page.

INSERT LATEST CHANGED PAGES: DESTROY SUPERSEDED PAGES.

LIST OF EFFECTIVE PAGES

Page No.	*Change No.	Page No.	*Change No.
Blank	0	647-1	6
Fig. 626	6	Fig. 648	0
626-1	6	648-1	6
626-2	0	Fig. 649	0
Blank	0	649-1	3
Fig. 627	6	Fig. 650	0
627-1	6	650-1	6
627-2	6	Fig. 651	6
Blank	0	651-1	6
Fig. 628	6	Fig. 652	6
628-1	6	652-1	6
Fig. 629	6	Fig. 653	0
629-1	6	653-1	6
Fig. 630	0	Fig. 654	0
630-1	6	654-1	6
Fig. 631	6	654-2	0
631-1	6	Blank	0
631-2	0	Fig. 655	0
Blank	0	655-1	6
Fig. 632	6	Fig. 656	2
632-1	6	656-1	6
632-2	6	Fig. 657	0
Blank	0	657-1	6
Fig. 633	6	Fig. 658	0
633-1	6	658-1	6
Fig. 634	0	Fig. 659	0
634-1	6	659-1	6
Fig. 635	6	Fig. 660	0
635-1	6	660-1	6
Fig. 636	6	Fig. 661	0
636-1	6	661-1	6
Fig. 637	6	Fig. 662	6
637-1	6	662-1	6
Fig. 638	2	Fig. 663	6
638-1	6	663-1	6
Fig. 639	2	Fig. 664	7
639-1	2	664-1	7
Fig. 640	6	664-2	7
640-1	6	Blank	0
Fig. 641	0	Fig. 665	2
641-1	0	665-1	6
Fig. 642	0	Fig. 666	6
642-1	6	666-1	6
Fig. 643	0	Fig. 667	0
643-1	6	667-1	6
Fig. 644	0	Fig. 668	0
644-1	6	668-1	6
Fig. 645	0	668-2	6
645-1	6	Blank	0
Fig. 646	0	Fig. 669	0
646-1	3	669-1	0
Fig. 647	0	Fig. 670	2

*Zero in this column indicates an original page.

INSERT LATEST CHANGED PAGES: DESTROY SUPERSEDED PAGES.

LIST OF EFFECTIVE PAGES

Page No.	*Change No.	Page No.	*Change No.
670-1	6	693-1	6
Fig. 671	0	Fig. 694	0
671-1	6	694-1	6
Fig. 672	0	Fig. 695	0
672-1	6	695-1	0
Fig. 673	0	Fig. 696	0
673-1	6	696-1	6
Fig. 674	0	Fig. 697	0
674-1	6	697-1	9
Fig. 675	5	Fig. 698	9
675-1	6	698-1	9
Fig. 676	6	698-2	9
676-1	6	Blank	0
676-2	3	Fig. 699	2
Blank	0	699-1	6
Fig. 677	0	Fig. 700	6
677-1	6	700-1	6
Fig. 678	0	Fig. 701	2
678-1	0	701-1	6
Fig. 679	0	Fig. 702	0
679-1	6	702-1	6
Fig. 680	6	Fig. 703	0
680-1	6	703-1	6
Fig. 681	0	Fig. 704	0
681-1	6	704-1	6
Fig. 682	0	Fig. 705	6
682-1	6	705-1	6
Fig. 683	0	Fig. 706	0
683-1	6	706-1	6
Fig. 684	0	Fig. 707	0
684-1	6	707-1	6
Fig. 685	3	Fig. 708	0
685-1	6	708-1	6
Fig. 686	0	Fig. 709	0
686-1	6	709-1	0
686-2	6	Fig. 710	0
Blank	0	710-1	6
Fig. 687	6	Fig. 711	6
687-1	7	711-1	6
Fig. 688	9	711-2	6
688-1	9	Blank	0
688-2	9	Fig. 712	0
Blank	0	712-1	0
Fig. 689	7	Fig. 713	0
689-1	7	713-1	0
Fig. 690	7	Blank	0
690-1	7	Bulk 1-7	0
Fig. 691	0	Blank	0
691-1	6	Blank	0
Fig. 692	0	Fig. 714	6
692-1	6	714-1	6
Fig. 693	0	Fig. 715	0

*Zero in this column indicates an original page.

INSERT LATEST CHANGED PAGES: DESTROY SUPERSEDED PAGES.

LIST OF EFFECTIVE PAGES

Page No.	*Change No.	Page No.	*Change No.
715-1	0	740-1	6
Fig. 716	0	Fig. 741	0
716-1	0	741-1	6
Fig. 717	0	Fig. 742	6
717-1	5	742-1	6
Fig. 718	1	Fig. 743	0
718-1	5	743-1	6
Fig. 719	1	Fig. 744	2
719-1	5	744-1	6
Fig. 720	1	Fig. 745	0
720-1	5	745-1	3
Fig. 721	1	Fig. 746	0
721-1	5	746-1	5
Fig. 722	0	Fig. 747	0
722-1	6	747-1	5
Fig. 723	0	Fig. 748	0
723-1	6	748-1	5
Fig. 724	0	Fig. 749	0
724-1	6	749-1	5
Fig. 725	0	Fig. 750	0
725-1	6	750-1	5
Fig. 726	0	Fig. 751	0
726-1	3	751-1	5
Fig. 727	1	Fig. 752	0
727-1	1	752-1	5
Fig. 728	1	Fig. 753	0
728-1	5	753-1	6
Fig. 729	1	Fig. 754	0
729-1	6	754-1	5
Fig. 730	0	Fig. 755	0
730-1	5	755-1	6
Fig. 731	0	Fig. 756	0
731-1	6	756-1	7
731-2	5	Fig. 757	3
Blank	0	757-1	3
Fig. 732	0	Fig. 758	0
732-1	6	758-1	4
Fig. 733	0	Fig. 759	0
733-1	2	759-1	0
Fig. 734	0	Fig. 760	0
734-1	5	760-1	0
Fig. 735	0	Fig. 761	0
735-1	5	761-1	6
Fig. 736	0	Fig. 762	0
736-1	5	762-1	0
Fig. 737	0	Fig. 763	0
737-1	5	763-1	0
Fig. 738	0	Fig. 764	0
738-1	0	764-1	0
Fig. 739	0	Fig. 765	0
739-1	6	765-1	0
Fig. 740	0	Fig. 766	0

*Zero in this column indicates an original page.

INSERT LATEST CHANGED PAGES: DESTROY SUPERSEDED PAGES.

LIST OF EFFECTIVE PAGES

Page No.	*Change No.	Page No.	*Change No.
766-1	6	Fig. 778	2
Fig. 767	6	778-1	5
767-1	6	Fig. 779	2
Fig. 768	0	779-1	6
768-1	3	Fig. 780	2
Fig. 769 (Deleted)	2	780-1	6
Blank	0	Fig. 780A	2
Fig. 770	2	780A-1	6
770-1	6	Fig. 780B	2
Fig. 771	2	780B-1	6
771-1	2	Fig. 780C	2
Fig. 772	2	780C-1	6
772-1	6	Fig. 780D	6
Fig. 773	2	780D-1	6
773-1	6	Fig. 780E	8
Fig. 774	2	780E-1	8
774-1	5	Fig. 781	2
Fig. 775	2	781-1	2
775-1	2	Fig. 782	2
Fig. 776	2	782-1	5
776-1	3	Fig. 783	2
Fig. 777	2	783-1	4
777-1	5	Blank	0

*Zero in this column indicates an original page.

Technical Manual
No. 1-1520-238-23P

HEADQUARTERS
DEPARTMENT OF THE ARMY
WASHINGTON, DC 28 MAY 1996

TECHNICAL MANUAL

**AVIATION UNIT AND INTERMEDIATE MAINTENANCE
REPAIR PARTS AND SPECIAL TOOLS LIST
FOR**

**HELICOPTER, ATTACK,
AH-64A APACHE
(NSN 1520-01-106-9519)**

Current as of 15 June 2002

REPORTING ERRORS AND RECOMMENDING IMPROVEMENTS

You can help improve this manual. If you find any mistakes or if you know of a way to improve the procedures, please let us know. Mail your letter or DA Form 2028 (Recommended Changes to Publications and Blank Forms) located in the back of this manual, directly to: Commander, U.S. Army Aviation and Missile Command, ATTN: AMSAM-MMC-MA-NP, Redstone Arsenal, AL 35898-5000. A reply will be furnished to you. You may also provide DA Form 2028 information to AMCOM via e-mail, fax, or the World Wide Web. Our fax number is: DSN 788-6546 or Commercial 256-842-6546. Our e-mail address is: 2028@redstone.army.mil. Instructions for sending an electronic 2028 may be found at the back of this manual immediately preceding the hard copy 2028. For the World Wide Web use: <https://amcom2028.redstone.army.mil>.

DISTRIBUTION STATEMENT A: Approved for public release; distribution is unlimited.

NOTE:

This manual is printed in five volumes as follows:

- TM 1-1520-238-23P-1, consisting of Table of Contents, Section I and Section II (Functional Groups 00 thru 05).
 - TM 1-1520-238-23P-2, consisting of Table of Contents, Section I and Section II (Functional Groups 06 thru 09).
 - TM 1-1520-238-23P-3, consisting of Table of Contents, Section I and Section II (Functional Groups 10 thru 60) and Section III.
 - TM 1-1520-238-23P-4, consisting of Section I and Section IV (National Stock Number Index and Part Number Index).
 - TM 1-1520-238-23P-5, consisting of Section I and Section IV (Figure and Item Number Index).
- Sections I and IV are applicable to the -1, -2, -3, -4, and -5.

*This manual together with TM 1-1520-238-23P-1, TM 1-1520-238-23P-2, TM 1-1520-238-23P-4, and TM 1-1520-238-23P-5, supersedes TM 55-1520-238-23P-1, TM 55-1520-238-23P-2, TM 55-1520-238-23P-3, TM 55-1520-238-23P-4 and TM 55-1520-238-23P-5, dated 24 October 1995, including all changes.

TABLE OF CONTENTS

	Page	Illus/ Figure
Section I. INTRODUCTION	1	
Section II. REPAIR PARTS LIST		
Group 00 AH-64A Helicopter (Exploded View) Functional Groups List	1-1	1
Group 02 Airframe		
Forward Fuselage Assembly	2-1	2
Skin, Stringer Installation (FS 35 to FS 115)	3-1	3
Forward Fuselage Assembly, Lower Access Doors	4-1	4
Keel Beam Installation, Forward Fuselage	5-1	5
Forward Fuselage Gun and Ammo Support	6-1	6
Structure and Support Installation (FS 35 to FS 57)	7-1	7
Forward Fuselage Assembly, Electronic Shelf and Doors	8-1	8
Shelf Assembly, Aircraft (FS 35 to FS 57)	9-1	9
Forward Fuselage Assembly, Canopy Door and Windshield	10-1	10
Forward Fuselage Assembly, TADS/PNVS Support	11-1	11
Forward Avionics Bay and Fan Support Installation	12-1	12
Structure Installation, FWD Avionics Bay LH (Part 1)	13-1	13
Structure Installation, FWD Avionics Bay LH (Part 2)	14-1	14
Structure Installation, FWD Avionics Bay RH (Part 3)	15-1	15
Structure Installation, FWD Avionics Bay RH (Part 4)	16-1	16
Structure Installation, FWD Avionics Bay (Frame Assembly) (Part 5)	17-1	17
Fairing, Fuselage, Nose Assembly	18-1	18
Forward Fuselage Structure (FS 35 to FS 80) (Copilot/Gunner)	19-1	19
Floor Installation Assembly, Copilot/Gunner Cockpit	20-1	20
Frame Installation (FS 35 and FS 46)	21-1	21
Frame Installation (FS 57 and FS 69)	22-1	22
Frame Installation Assembly (FS 80)	23-1	23
Frame Installation Assembly (FS 91)	24-1	24
Forward Fuselage (FS 105 to FS 115)	25-1	25
Frame Installation (FS 105)	26-1	26
Frame Installation Assembly (FS 115)	27-1	27
Beam and Pedal Support Installation (Pilot)	28-1	28
Floor Installation Assembly, Pilot (Center) (FS 98 to FS 125)	29-1	29
Floor Installation Assembly, Pilot (Left and Right Sides) (FS 98 to FS 125)	30-1	30
Shelf Installation Assembly, FWD Avionics Bay LH	31-1	31
Shelf, Duct Assembly LH FAB	32-1	32
Shelf Installation Assembly, FWD Avionics Bay RH	33-1	33
Shelf, Duct Assembly RH FAB	34-1	34
Gun Fairing Assembly (FS 103)	35-1	35

TABLE OF CONTENTS - Continued

	Page	Illus/ Figure
Canopy Installation	36-1	36
Structure Installation, Rollover	37-1	37
Bow Beam Installation LH	38-1	38
Bow Beam Installation RH	39-1	39
Vent Installation Assembly	40-1	40
Panel Installation Assembly, Upper AFT	41-1	41
Canopy Installation Assembly LH	42-1	42
Door and Bumper Installation, Copilot/Gunner	43-1	43
Door and Bumper Installation, Pilot	44-1	44
Mechanical Installation, Door (Lever, Pulleys and Cable Assembly) Copilot/Gunner and Pilot	45-1	45
Mechanical Installation, Door (Locking Bars, Push Rods and Handles) Copilot/Gunner and Pilot	46-1	46
Door Assembly, Canopy, Copilot/Gunner (Upper)	47-1	47
Door Assembly, Canopy, Copilot/Gunner (Lower)	48-1	48
Door Assembly, Canopy, Pilot (Upper)	49-1	49
Door Assembly, Canopy, Pilot (Lower)	50-1	50
Canopy Transparencies Installation	51-1	51
Fitting Installation, Fuselage Fairing Support (Part 1)	52-1	52
Fitting Installation, Fuselage Fairing Support (Part 2)	53-1	53
Doubler Installation Assembly (FS 125)	54-1	54
Center Fuselage Access Doors and Panels	55-1	55
Center Fuselage Access Doors and Panels (Below WL 112)	56-1	56
Center Fuselage Handle and Footstep Installation	57-1	57
Bracket Assembly Installation, Rounds Counter Support	58-1	58
Closeout Installation and Cross Tube, Main Landing Gear	59-1	59
Bulkhead Installation Assembly (FS 125)	60-1	60
Frame and Intercostal Installation (FS 125 to FS 135)	61-1	61
Floor Installation, Pilot (Part 1) (FS 125 to FS 135)	62-1	62
Floor Installation, Pilot (Part 2) (FS 125 to FS 135)	63-1	63
Floor Installation, Pilot (FS 135 to FS 144)	64-1	64
Floor Installation, Pilot (FS 144 to FS 163)	65-1	65
Support Installation, Ammunition Chute (Part 1)	66-1	66
Support Installation, Ammunition Chute (Part 2)	66A-1	66A
Bulkhead Installation, Canted (Pilot)	67-1	67
Structure Installation Assembly, Upper Pilot Bulkhead (Left Side) (Part 1) ..	68-1	68
Structure Installation Assembly, Upper Pilot Bulkhead (Left Side) (Part 2) ..	69-1	69
Structure Installation Assembly, Upper Pilot Bulkhead (Right Side)	70-1	70
Structure Installation Assembly, Upper Pilot Bulkhead (Top)	71-1	71
Bulkhead Installation Assembly, Pilot	72-1	72

TABLE OF CONTENTS - Continued

	Page	Illus/ Figure
Frame Installation, Fuselage Center (FS 144 and FS 154)	73-1	73
Support Installation (FS 125 to FS 163)	74-1	74
Pan, Fuel Cell Restraint (FS 135 to FS 163)	75-1	75
Frame and Intercostal Installation (FS163)	76-1	76
Frame and Intercostal Installation (FS176)	76A-1	76A
Frame and Intercostal Installation (FS182 to FS199)	77-1	77
Frame Installation (FS199 to FS 214)	78-1	78
Support Installation, Ammunition Magazine	79-1	79
Frame Installation (FS230)	80-1	80
Frame and Intercostal Installation (FS 230 to FS 238)	81-1	81
Frame and Intercostal Installation (FS 247 to FS 269)	82-1	82
Longeron Installation	83-1	83
Skin and Stringer Installation (LH Side)	84-1	84
Skin and Stringer Installation (RH Side)	85-1	85
Dagger Installation, Fuselage Stringer Splice	86-1	86
Walkway Installation (FS 115 to FS 199) (Part 1)	87-1	87
Walkway Installation (LH Side) (FS 115 to FS 163) (Part 2)	88-1	88
Walkway Installation (RH Side) (FS 115 to FS 163) (Part 3)	89-1	89
Walkway Installation (LH Side) (FS 115 to FS 199) (Part 4)	90-1	90
Walkway Installation (RH Side) (FS 115 to FS 199) (Part 5)	91-1	91
Catwalk Installation, Upper Fuselage (FS 229 to FS 257)	92-1	92
Catwalk Installation, Upper Fuselage (FS 257 to FS 280)	93-1	93
Catwalk Installation, Upper Fuselage (FS 280 to FS 310)	94-1	94
Catwalk Installation, Upper Fuselage (FS 310 to FS 340)	95-1	95
Deck Installation Assembly (FS 158 to FS 188)	96-1	96
Deck Installation Assembly (FS 188 to FS 238)	97-1	97
Deck Installation Assembly (FS 238 to FS 258)	98-1	98
Deck Installation Assembly (FS 258 to FS 280)	99-1	99
Splice Installation (FS 436 to FS 476) (Part 1)	100-1	100
Splice Installation (FS 436 to FS 476) (Part 2)	101-1	101
Crew Station Sealing	102-1	102
Splice Plate Installation	103-1	103
AFT Fuselage Assembly LH	104-1	104
Electronic Compartment Installation LH	105-1	105
Stowage Compartment Installation LH	106-1	106
Frame Installation Assembly	107-1	107
Frame Installation Assembly	108-1	108
Skin and Stringer Installation Assembly LH (Part 1)	109-1	109
Skin and Stringer Installation Assembly RH (Part 2)	110-1	110
Skin and Stringer Installation Assembly LH (Part 3)	110A-1	110A
Skin and Stringer Installation Assembly LH (Part 4)	110B-1	110B

TABLE OF CONTENTS - Continued

	Page	Illus/ Figure
Skin and Stringer Installation Assembly LH (Part 5)	110C-1	110C
Support Installation Assembly, Nacelle Carry-Thru (FS 284)	111-1	111
Deck Installation Assembly (Brackets) (FS 280 to FS 300)	112-1	112
Deck Installation Assembly (Brackets) (FS 300 to FS 330)	113-1	113
Deck Installation Assembly (Brackets) (FS 330 to FS 370)	114-1	114
Deck Installation Assembly (Stringers)	115-1	115
AFT Fuselage Assembly RH	116-1	116
AFT Fuselage Door Assembly RH	117-1	117
Support Installation Assembly Electronic Compartment (Part 1)	118-1	118
Support Installation Assembly Electronic Compartment (Part 2)	119-1	119
Support Installation Assembly Electronic Compartment (Part 3)	120-1	120
AFT Fuselage Frame Installation RH (FS 290 to FS 310)	121-1	121
AFT Fuselage Frame Installation RH (FS 310 to FS 370)	122-1	122
Drain Pan Installation, Tail Boom Fluid	123-1	123
Tailboom Assembly (Part 1)	124-1	124
Tailboom Assembly (Part 2)	125-1	125
Skin Installation FS 515	125A-1	125A
Empennage Installation	126-1	126
Spar Box Assembly, Vertical Stabilizer	127-1	127
Bracket Assembly, Upper Closing Rib, Vertical Stabilizer	128-1	128
Stabilizer, Vertical Tip and Antenna Trailing Edge Assembly	129-1	129
Spar Assembly, Forward Vertical Stabilizer	130-1	130
Stabilizer, Vertical Lower Leading Edge Fairing Installation	131-1	131
Stabilizer, Vertical Lower Leading Edge Fairing Installation	131A-1	131A
Stabilizer, Vertical Center Leading Edge Fairing Installation	132-1	132
Stabilizer, Vertical Upper Leading Edge Fairing Installation	133-1	133
Stabilator Assembly (Outer)	134-1	134
Stabilator Assembly (Spars)	135-1	135
Stabilator Assembly (Ribs)	136-1	136
Wing Installation	137-1	137
Wing Assembly, Aircraft Rib Installation	138-1	138
Wing Assembly, Aircraft Skin and Stringer Panel Installation	139-1	139
Wing Assembly, Aircraft Spar Installation	140-1	140
Wing Assembly, Aircraft Trailing Edge Installation	141-1	141
Fairing Installation, Nose Gearbox	142-1	142
Fairing Installation, Fuselage	143-1	143
Fairing Assembly, Doghouse	144-1	144
Fairing Installation Assembly, Main Rotor Shaft	145-1	145
Fairing Installation Assembly, Main Rotor Shaft	145A-1	145A
Cover Assembly, Sensor AN/AVR2A	145B-1	145B
Fairing Installation Assembly, Main Rotor Shaft (Center Section)	146-1	146

TABLE OF CONTENTS - Continued

	Page	Illus/ Figure
Frame Installation Assembly, Upper Fuselage Fairing (FS 219 to FS 231)	147-1	147
Support Installation Assembly, Door Hinges and Upper Fuselage Fairings ..	148-1	148
Door Installation Assembly, Upper Fuselage Fairing LH (FS 230 to FS 270)	149-1	149
Door Installation Assembly, Upper Fuselage Fairing RH (FS 230 to FS 270)	150-1	150
Fairing Installation Assembly (LH Side) (FS 270 to FS 313)	151-1	151
Fairing Installation RH (FS 270 to FS 313)	152-1	152
Door Installation Assembly, Upper Fuselage Fairing (FS 270 to FS 313)	153-1	153
Fairing Installation Assembly, Hydraulic Access RH (FS 313 to FS 340)	154-1	154
Door Installation Assembly LH (FS 313 to FS 340)	155-1	155
Fairing Installation (FS 340 to FS 370)	156-1	156
Fairing Installation Assembly, Tail Rotor Shaft (FS 370 to FS 450)	157-1	157
Fairing Installation Assembly, Tail Rotor Shaft (FS 450 to FS 503)	158-1	158
Fairing Installation Assembly, Tailboom Closeout	159-1	159
Fairing, Antenna Installation, ADF Sensor	160-1	160
Fairing Installation Assembly, Doppler (FS 330)	161-1	161
Fairing Installation Assembly, Louver (FS 221 to FS 247)	162-1	162
Fairing Installation Assembly, FAB Extension	163-1	163
Fairing Installation Assembly, FAB Extension	163A-1	163A
Fairing Installation, Ammunition Feed System LH	164-1	164
Fairing, Fuselage LH (FS 163 to FS 189)	165-1	165
Fairing Assembly, Fuselage LH (FS 115 to FS 163)	166-1	166
Fairing Installation, Ammunition Feed System RH	167-1	167
Fairing, Ammunition Feed RH (FS 163 to FS 189)	168-1	168
Fairing, Ammunition Feed RH (FS 115 to FS 163)	169-1	169
Panel Installation, Transmission Access	170-1	170
Support Installation, Transmission Access Panel	171-1	171
Longeron Installation, Upper Fuselage Fairing	172-1	172
Engine Nacelle Installation	173-1	173
Door, Access, Work Platform	174-1	174
Nacelle Assembly, LH Doors (Part 1)	175-1	175
Nacelle Assembly, RH Doors (Part 1)	176-1	176
Nacelle Assembly (Part 2)	177-1	177
Nacelle Assembly (Part 3)	178-1	178
Nacelle Assembly (Part 4)	179-1	179
Door Installation, Engine Access and Ventilation	180-1	180
Firewall Assembly LH (Part 1)	181-1	181
Firewall Assembly LH (Part 2)	182-1	182
Firewall Assembly LH (Part 3)	183-1	183
Firewall Assembly RH (Part 1)	184-1	184

TABLE OF CONTENTS - Continued

	Page	Illus/ Figure
Firewall Assembly RH (Part 2)	185-1	185
Firewall Assembly RH (Part 3)	186-1	186
Skin and Louver Installation, Nacelle	187-1	187
Frame Installation, Canted Nacelle	188-1	188
Air Inlet Assembly	189-1	189
Support Installation, Rotor	190-1	190
Glareshield Installation, Forward LH (Curtain and Extension)	191-1	191
Glareshield Assembly, Forward Fixed LH	192-1	192
Glareshield Installation, Forward RH (Curtain and Extension)	193-1	193
Glareshield Assembly, Forward Fixed RH	194-1	194
Glareshield Installation, AFT LH (Curtain and Extension)	195-1	195
Glareshield Installation, AFT RH (Curtain and Extension)	196-1	196
Glareshield Assembly, AFT Fixed	197-1	197
Glareshield Installation, AFT Vertical	198-1	198
Instrument Panel Installation, Copilot/Gunner	199-1	199
Console Installation, Copilot/Gunner (LH Side)	200-1	200
Console Installation, Copilot/Gunner (RH Side)	201-1	201
Instrument Panel Installation, Pilot (Part 1)	202-1	202
Instrument Panel Installation, Pilot (Part 2)	203-1	203
Console Installation, Pilot (LH Side)	204-1	204
Panel Assembly, AFT Cockpit Stow Box	205-1	205
Console Installation, Pilot (RH Side)	206-1	206
Armored Crew Seat Installation	207-1	207
Seat, Aircraft, Armored	208-1	208
Seat, Aircraft, Armored (Restraint)	209-1	209
Seat, Armored/Cushion (Wing Panels, Cushions and Bucket) (Norton)	210-1	210
Seat, Armored/Cushion (Wing Panels, Cushions and Bucket) (Ceradyne) ..	211-1	211
Bucket Assembly	212-1	212
Frame Assembly (Handle, Track and Attenuator)	213-1	213
Frame Assembly (Crossmembers)	214-1	214
Frame Assembly (Fittings)	215-1	215
Non-Transparent Barrier Assembly	216-1	216
Transparent Barrier Installation	217-1	217
Armor Side and Floor Panels (FS 46 to FS 69)	218-1	218
Armor Side Panels (FS 115 to FS 145)	219-1	219
Scuff Plate Installation, Pilot and Copilot/Gunner	220-1	220
Compartment, Map Stowage (Copilot/Gunner) and Holster Installation, IHADSS Display Unit	221-1	221
Fairing Installation, Sensor Surveying Unit Mount (Copilot/Gunner)	222-1	222
Boresight Mount Installation, AFT Cockpit	223-1	223
Thermal Insulation Installation, Cockpit	224-1	224

TABLE OF CONTENTS - Continued

	Page	Illus/ Figure
Pouch Installation, Mask (Cockpit)	225-1	225
Foot Guard, Seat Installation (Pilot and Copilot/Gunner) and Mirror Installation (Copilot/Gunner)	226-1	226
Plate Installation, Mount Sensor Surveying Unit	227-1	227
Wire Strike Protection Installation, Lower	228-1	228
Wire Strike Protection Installation, Upper	229-1	229
Wire Strike Protection Installation, TADS/PNVS	230-1	230
Cutter Cable, Aircraft, PNVS	231-1	231
Mount, Sensor, Foward (Left Side) AH-64A/AVR-2A	231A-1	231A
Mount, Sensor, Foward (Right Side) AH-64A/AVR-2A	231B-1	231B
Mount, Sensor, AFT (Left Side) AH-64A/AVR-2A	231C-1	231C
Mount, Sensor, AFT (Right Side) AH-64A/AVR-2A	231D-1	231D
Connector, Stowage Installation AH-64A/AVR-2A	231E-1	231E
Vent Installation AH-64A/AVR-2A	231F-1	231F
Doubler Installation, AGES Connector AH-64A/AVR-2A	231G-1	231G
Grommet Installation, Wire Feed Thru AH-64A/AVR-2A	231H-1	231H
Clamping Stations Installation, Tailboom AH-64A/AVR-2A	231I-1	231I
Shelf Installation, AFT Avionics Bay, LH AH-64A/AVR-2A	231J-1	231J
 Group 03		
Landing Gear		
Landing Gear Installation (Main and Tail)	232-1	232
Main Landing Gear Installation	233-1	233
Wire Strike Protection Installation, Main Landing Gear	234-1	234
Wheel, Landing Gear (Parker-Hannifin)	235-1	235
Wheel, Landing Gear (Goodyear)	236-1	236
Landing Gear Assembly	237-1	237
Tail, Landing Gear Assembly	238-1	238
Wire Strike Protection Installation, Tail Landing Gear	239-1	239
Wheel Assembly, Tail Landing Gear (Parker-Hannifin)	240-1	240
Wheel Assembly, Tail Landing Gear (Goodyear)	241-1	241
Landing Gear, Fixed Tail Landing Gear Subassembly (Fork and Arm)	242-1	242
Shock Strut Assembly, Fixed Tail Landing Gear	243-1	243
Landing Gear, Fixed Tail Landing Gear Subassembly (Gear Lock and Actuator)	244-1	244
Brake System Installation (Master Cylinders)	245-1	245
Brake System Installation (Forward Tubing) (Part 1)	246-1	246
Brake System Installation (Forward Tubing) (Part 2)	247-1	247
Brake System Installation (Upper Tubing) LH	248-1	248
Brake System Installation (Upper Tubing) RH	249-1	249
Brake System Installation (Parking Brake Cable and Valves)	250-1	250
Valve, Rotary, Direct	251-1	251
Brake System Installation (AFT Lower Tubing) (Left Side)	252-1	252

TABLE OF CONTENTS - Continued

	Page	Illus/ Figure
Brake System Installation (AFT Lower Tubing) (Right Side)	253-1	253
Brake, Single Disk (Goodyear)	254-1	254
Brake, Single Disk (Parker-Hannifin)	255-1	255
Group 04 Power Plants		
Panel Assembly, Emergency Power Check	256-1	256
Engine Subsystems Installation (Inlet Particle Separator and Primary Nozzle)	257-1	257
Engine Starter Installation	258-1	258
Bleed Air and Anti-Icing System Installation	259-1	259
Engine Nacelle Subsystem Installation (Rods and Supports)	260-1	260
Engine Nacelle Subsystem Installation (Cowl and Actuator Tubing)	261-1	261
Engine Nacelle Subsystem Installation (Radiation Shields)	262-1	262
Engine Quick Change Drain System	263-1	263
Engine Quick Change Mount Assembly	264-1	264
Engine Firewall Louver Installation	265-1	265
Louver Assembly, Engine Cooling	266-1	266
Nozzle Installation, Secondary Infrared Suppressor	267-1	267
Nozzle Assembly, Secondary IRS (Outboard and Center)	268-1	268
Nozzle Assembly, Secondary IRS (Inboard)	269-1	269
Control Unit, Turbine Engine Speed	270-1	270
Engine Control Subsystem Installation (FS 71 to FS 103)	271-1	271
Engine Control Subsystem Installation (FS 103 to FS 140)	272-1	272
Quadrant Assembly, Pilot Power (Panel and Levers)	273-1	273
Quadrant Assembly, Pilot Power (Mechanism and Seals)	274-1	274
Quadrant Assembly, Pilot Power (Part 1)	275-1	275
Quadrant Assembly, Pilot Power (Part 2)	276-1	276
Quadrant Assembly, Pilot Power (Part 3)	277-1	277
Lever, Remote Control	278-1	278
Quadrant, Control Copilot/Gunner	279-1	279
Engine Control Subsystem Installation (FS 140 to FS 219)	280-1	280
Engine Control Subsystem Installation (FS 175 to FS 219)	281-1	281
Engine Controls Installation (LH Nacelle)	282-1	282
Engine Buildup Assembly LH	283-1	283
Engine Controls Installation (RH Nacelle)	284-1	284
Engine Buildup Assembly RH	285-1	285
Wiring Installation, No. 1 Engine (Part 1)	286-1	286
Wiring Installation, No. 1 Engine (Part 2)	287-1	287
Wiring Installation, No. 2 Engine (Part 1)	288-1	288
Wiring Installation, No. 2 Engine (Part 2)	289-1	289

TABLE OF CONTENTS - Continued

	Page	Illus/ Figure
Group 05		
Rotors		
Main Rotor Head and Blade Installation	290-1	290
Head, Rotary Wing (Dampers)	291-1	291
Head, Rotary Wing (Housing and Links)	292-1	292
Head, Rotary Wing (Strap)	293-1	293
Head, Rotary Wing (Hub)	294-1	294
Blade, Rotary Wing	295-1	295
Tail Rotor Installation (Head Blades)	296-1	296
Blade, Rotary Rudder, Tail Rotor	297-1	297
Group 06		
Drive Train		
Drive System Shaft and Coupling Installation (FS 220 to FS 249)	298-1	298
Drive System Shaft and Coupling Installation (FS 253 to FS 551)	299-1	299
Drive System Shaft and Coupling Installation (Dampers and Anti-Flail)	300-1	300
Main Transmission and Lube System Installation (Drive Shaft and Mast)	301-1	301
Main Transmission and Lube System Installation (Hoses and Heat Exchanger) (LH Side)	302-1	302
Main Transmission and Lube System Installation (Hoses and Heat Exchanger) (RH Side)	303-1	303
Mast Assembly, Air Data Sensor	304-1	304
Transmission, Main (Part 1)	305-1	305
Transmission, Main (Part 2)	306-1	306
Transmission, Main (Part 3)	307-1	307
Transmission, Main (Part 4)	308-1	308
Transmission, Main (Part 5)	309-1	309
Rotor, Disc Brake (Parker-Hannifin)	310-1	310
Rotor, Disc Brake (Goodyear)	311-1	311
Main Transmission Seal Drain Tube Installation	312-1	312
Engine Nose Gearbox Installation	313-1	313
Gearbox, Engine Nose	314-1	314
Bowl Assembly, Lube Pump	315-1	315
Intermediate Gearbox Installation	316-1	316
Brace Installation, Tail Rotor Gearbox	317-1	317
Tail Rotor Gearbox Installation	318-1	318
Group 07		
Hydraulic/Pneumatic Systems		
Hydraulic System Installation (FS 165 to FS 199) (LH Side)	319-1	319
Manifold, Hydraulic (Part 1)	320-1	320
Manifold, Hydraulic (Part 2)	321-1	321
Manifold Assembly, Reservoir	322-1	322
Hydraulic System Installation (FS 165 to FS 230) (RH Side)	323-1	323

TABLE OF CONTENTS - Continued

	Page	Illus/ Figure
Utility Pump and Tube Assembly	324-1	324
Main Rotor Servocylinder, Grounding Cable and Mounting Hardware	325-1	325
Servocylinder Assembly, Main Rotor, Collective and Lateral (Valves and Filters)	326-1	326
Servocylinder Assembly, Main Rotor, Longitudinal (Valves and Filters)	327-1	327
Control Pressure Tube Assembly (FS 165 to FS 230)	328-1	328
Control Return Tube Assembly (FS 165 to FS 230)	329-1	329
Hydraulic System Installation (FS 199 to FS 230) (LH Side)	330-1	330
Hydraulic System Installation below WL 145, Forward of FS 230 (LH Side) .	331-1	331
Hydraulic System Installation (FS 230 to FS 370) (LH Side)	332-1	332
Hydraulic System Installation (FS 230 to FS 255) (RH Side)	333-1	333
Hydraulic System Installation (FS 255 to FS 290) (RH Side)	334-1	334
Accumulator, Hydraulic	335-1	335
Tube Assembly, Metal	336-1	336
Hydraulic System Installation (FS 290 to FS 310) (RH Side)	337-1	337
Hydraulic System Installation (FS 310 to FS 340) (RH Side)	338-1	338
Manifold, Hydraulic (Part 1)	339-1	339
Manifold, Hydraulic (Part 2)	340-1	340
Manifold, Hydraulic (Part 3)	341-1	341
Manifold Assembly, Utility	342-1	342
Primary Ground Service Panel Assembly	343-1	343
Pump, Hydraulic RAM	344-1	344
Utility Ground Service Panel Assembly	345-1	345
Primary Pressure Tube Assembly	346-1	346
Return Tube Assembly	347-1	347
Hydraulic System Installation, AFT Tailboom (LH Side)	348-1	348
Hydraulic System Installation, AFT Tailboom (RH Side)	349-1	349
Utility Pressure and Return Tube Assembly	350-1	350
Utility Auxiliary Pressure and Return Tube Assembly (Part 1)	351-1	351
Utility Auxiliary Pressure and Return Tube Assembly (Part 2)	352-1	352
Accumulator, Hydraulic Utility System	353-1	353
Hydraulic System Installation (Wing)	354-1	354
Hydraulic System Installation (Vertical Stabilizer)	355-1	355
Servocylinder, Tail Rotor (Valves and Filters)	356-1	356
Hydraulic Line and Tailboom Armor Installation	357-1	357
Pressurized Air System Installation (FS 176 to FS 250) (Lower)	358-1	358
Pressurized Air System Installation (FS 250 to FS 330) (Lower)	359-1	359
Pressurized Air System Installation (FS 176 to FS 330) (Hydraulic Manifolds Precharge)	360-1	360
Pressurized Air System Installation (FS 223) (Part 1)	361-1	361
Pressurized Air System Installation (FS 223) (Part 2)	362-1	362

TABLE OF CONTENTS - Continued

	Page	Illus/ Figure
Pressurized Air System Installation (FS 220 to FS 250) (Part 3)	363-1	363
Rotor, Compressor, Gas	364-1	364
Particle Separator Assembly	365-1	365
Pressurized Air System Installation (FS 174 to FS 250) (Upper)	366-1	366
Pressurized Air System Installation (FS 247)	367-1	367
Pressurized Air System Installation (FS 250 to FS 280) (Part 4)	368-1	368
Pressurized Air System, Nacelle	369-1	369
 Group 08 Instrument System		
Pilot and Copilot/Gunner Instrument Panel (Engine Instruments)	370-1	370
Access, Indicator, Engine Torque	371-1	371
Access, Indicator, Engine Rotor RPM	372-1	372
Access, Indicator, Turbine Gas Temperature	373-1	373
Access, Indicator, Gas Generator, RPM	374-1	374
Access, Indicator, Engine Oil Pressure	375-1	375
Access, Digital Display Panel, Selectable Parameter, Copilot/Gunner	376-1	376
Access, Indicator, Engine Fuel Quantity	377-1	377
Dim and Test Unit	378-1	378
Control Box, Electronic, Windshield Anti-Ice	379-1	379
Signal Conditioner, Power Supply Dimmer, Engine Out Warning Alarm, Signal Data Converter	380-1	380
Tray Assembly, Instrument	381-1	381
Access, Signal Data Converter	382-1	382
Chassis, Electrical	383-1	383
Electronic Component Assembly	384-1	384
Plate, Rear Assembly	385-1	385
Pilot and Copilot/Gunner Instrument Panel (Flight Instruments)	386-1	386
Pitot Static System Installation (FS 115 to FS 230) LH	387-1	387
Pitot Static System Installation, Pilot RH	388-1	388
Pitot Static System Installation, Copilot/Gunner RH	389-1	389
Pitot Static System Installation (FS 125 to FS 295) RH	390-1	390
Pitot Static System Installation (Wing)	391-1	391
Pilot and Copilot/Gunner Instrument Panel (Miscellaneous Instruments)	392-1	392
 Group 09 Electrical System		
Wiring Installation, Main Rotor (De-Ice and Air Data Sensor) and Wiring Harness, W109	393-1	393
Distribution Box Installation, Electrical Power	394-1	394
Box Assembly, Distribution, Electrical Power (Upper)	395-1	395
Box Assembly, Distribution, Electrical Power (Lower)	396-1	396
Box Assembly, Distribution, Electrical Power (Structure)	397-1	397
Box Assembly, Distribution, Electrical Power (Wire Harness)	398-1	398

TABLE OF CONTENTS - Continued

	Page	Illus/ Figure
Control, Generator	399-1	399
Wiring Harness, W668 (Part 1)	400-1	400
Wiring Harness, W668 (Part 2)	401-1	401
Wiring Harness, W668 (Part 3)	402-1	402
Wiring Harness, W668 (Part 4)	403-1	403
Panel Installation, Circuit Breaker (Pilot)	404-1	404
Circuit Breaker Installation	404A-1	404A
Box Assembly, Circuit Breaker (Pilot)	405-1	405
Wiring Harness, W605 (Part 1)	406-1	406
Wiring Harness, W605 (Part 2)	407-1	407
Relay Box Installation, Engine 1 and 2 Start	408-1	408
Relay Box Assembly, Engine 1 and 2 Start (A330)	409-1	409
Wiring Harness, W652	410-1	410
Transducer, Stabilator Airspeed	411-1	411
Switch, Squat	412-1	412
Generators and Electrical Component Installation (WL 145)	413-1	413
Panel Assembly, Electrical Power (Pilot)	414-1	414
Electrical Component Installation (AFT Avionics Bay)	415-1	415
Connector, External Power Receptacle (J14)	416-1	416
Switch, External Power Access Door and Open Canopy Indicator	417-1	417
Battery and Battery Charger	418-1	418
Panel Assembly, Circuit Breaker No. 2 (Copilot/Gunner)	419-1	419
Panel Assembly, Circuit Breaker No. 1 (Copilot/Gunner)	420-1	420
Wiring Harness, W621	421-1	421
Panel Assembly, Interior/Exterior Lights (Pilot)	422-1	422
Dimming Multi-Channel Controller Assembly (Data Products)	423-1	423
Chassis Assembly, Dimming Controller (Data Products)	424-1	424
Utility and Glareshield Light Assembly (Copilot/Gunner)	425-1	425
Utility and Glareshield Light Assembly (Pilot)	426-1	426
Panel Assembly, Interior Lights (Copilot/Gunner)	427-1	427
Light Assembly, Utility Alligator Clamp Maintenance and Cable Assembly, Maintenance Light	428-1	428
Exterior Light Installation, Wing	429-1	429
Light Subassembly, Anti-Collision	430-1	430
Exterior Light Installation, AFT Fuselage	431-1	431
Electrical Component Installation, RH Forward Avionics Bay	432-1	432
Wiring Installation, Nose (FS 35 to FS 57) LH	433-1	433
Wiring Installation, Nose (FS 35 to FS 57) RH	434-1	434
Wiring Harness, W255 (Part 1)	435-1	435
Wiring Harness, W255 (Part 2)	436-1	436
Wiring Harness, W255 (Part 3)	437-1	437

TABLE OF CONTENTS - Continued

	Page	Illus/ Figure
Wiring Harness, W261 (Part 1)	438-1	438
Wiring Harness, W261 (Part 2)	439-1	439
Wiring Harness	440-1	440
Wiring Installation, Copilot/Gunner Console LH	441-1	441
Wiring Harness, W195, W197 and W219	442-1	442
Wiring Harness, W145	443-1	443
Wiring Installation, Copilot/Gunner Console (FS 57 to FS 98) RH	444-1	444
Wiring Harness, W210	445-1	445
Wiring Harness, W262	446-1	446
Wiring Harness, W266 (Part 1)	447-1	447
Wiring Harness, W266 (Part 2)	448-1	448
Wiring Harness, W266 (Part 3)	449-1	449
Wiring Installation, below Copilot/Gunner Floor (FS 35 to FS 91)	450-1	450
Wiring Installation, Pilot Instrument Panel (Part 1)	451-1	451
Wiring Installation, Pilot Instrument Panel (Part 2)	452-1	452
Wiring Harness, W645	453-1	453
Wiring Harness, W647	454-1	454
Matrix Assembly, Pilot Instrument Panel (A326)	455-1	455
Wiring Harness, W646	456-1	456
Support, Distributor	457-1	457
Wiring Installation, Pilot Console LH (Part 1)	458-1	458
Wiring Installation, Pilot Console LH (Part 2)	459-1	459
Wiring Installation, Pilot Console LH (Part 3)	460-1	460
Wiring Harness, W117 (Part 1)	461-1	461
Wiring Harness, W117 (Part 2)	462-1	462
Wiring Harness, W117 (Part 3)	463-1	463
Wiring Harness, W119 (Part 1)	464-1	464
Wiring Harness, W119 (Part 2)	465-1	465
Wiring Harness, W119 (Part 3)	466-1	466
Wiring Harness, W119 (Part 4)	467-1	467
Wiring Harness, W220	468-1	468
Wiring Installation, Pilot Console RH (Part 1)	469-1	469
Wiring Installation, Pilot Console RH (Part 2)	470-1	470
Wiring Harness, W187 and W188	471-1	471
Wiring Harness, W190	472-1	472
Wiring Harness, W207 and W212	473-1	473
Wiring Harness, W224	474-1	474
Wiring Harness, W116 (Part 1)	475-1	475
Wiring Harness, W116 (Part 2)	476-1	476
Wiring Harness, W116 (Part 3)	477-1	477
Wiring Harness, W118 (Part 1)	478-1	478

TABLE OF CONTENTS - Continued

	Page	Illus/ Figure
Wiring Harness, W118 (Part 2)	479-1	479
Wiring Harness, W118 (Part 3)	480-1	480
Wiring Harness, W118 (Part 4)	481-1	481
Wiring Harness, W201	482-1	482
Wiring Installation, below Pilots Floor (FS 91 to FS 163) (Part 1)	483-1	483
Wiring Installation, below Pilots Floor (FS 91 to FS 163) (Part 2)	484-1	484
Wiring Installation, below Pilots Floor (FS 91 to FS 163) (Part 3)	485-1	485
Wiring Installation, Forward Fuel Tank	486-1	486
Wiring Installation, Forward Avionics Bay LH	487-1	487
Wiring Installation, Forward Avionics Bay RH (Part 1)	488-1	488
Wiring Installation, Forward Avionics Bay RH (Part 2)	488A-1	488A
Wiring Installation, Main Transmission	489-1	489
Wiring Harness, Oil Pressure Transducer W159 and W167	490-1	490
Wiring Installation, Ammo Bay (Part 1)	491-1	491
Wiring Installation, Ammo Bay (Part 2)	492-1	492
Wiring Harness, W268	493-1	493
Wiring Installation, Wings (Part 1)	494-1	494
Wiring Installation, Wings (Part 2)	495-1	495
Wiring Harness, W155	496-1	496
Wiring Harness, W157	497-1	497
Wiring Harness, W156	498-1	498
Wiring Harness, W158	499-1	499
Wiring Installation, Pylon	500-1	500
Wiring Harness, W601	501-1	501
Wiring Installation, AFT Deck LH (Part 1)	502-1	502
Wiring Installation, AFT Deck LH (Part 2)	503-1	503
Wiring Installation, AFT Deck LH (Part 3)	504-1	504
Wiring Installation, AFT Deck LH (Part 4)	505-1	505
Wiring Installation, AFT Deck LH (Part 5)	506-1	506
Wiring Installation, AFT Deck LH (Part 6)	507-1	507
Wiring Installation, AFT Deck LH (Part 7)	508-1	508
Wiring Harness, W211 (Part 1)	509-1	509
Wiring Harness, W211 (Part 2)	510-1	510
Wiring Harness, W211 (Part 3)	511-1	511
Relay Box Installation, Stabilator	512-1	512
Wiring Harness, W191	513-1	513
Wiring Installation, AFT Deck RH (Part 1)	514-1	514
Wiring Installation, AFT Deck RH (Part 2)	515-1	515
Wiring Installation, AFT Deck RH (Part 3)	516-1	516
Wiring Harness, W102 (Part 1)	517-1	517
Wiring Harness, W102 (Part 2)	518-1	518

TABLE OF CONTENTS - Continued

	Page	Illus/ Figure
Wiring Harness, AM/FM Tail Antenna, W209	519-1	519
Wiring Harness, W216, W218, W232	520-1	520
Wiring Harness, W264	521-1	521
Wiring Installation, AFT Fuel Tank	522-1	522
Wiring Installation, AFT Avionics Bay (FS 280 to FS 290) (Part 1)	523-1	523
Wiring Installation, AFT Avionics Bay (FS 280 to FS 290) (Part 2)	524-1	524
Wiring Installation, AFT Avionics Bay (FS 280 to FS 290) (Part 3)	525-1	525
Wiring Installation, AFT Avionics Bay (FS 290 to FS 310) (Part 4)	526-1	526
Filter, Radio Frequency	527-1	527
Wiring Harness, W108 (Part 1)	528-1	528
Wiring Harness, W108 (Part 2)	529-1	529
Distributor Box Assembly, AFT Avionics Bay	530-1	530
Wiring Installation, Tailboom (Part 1)	531-1	531
Wiring Installation, Tailboom (Part 2)	532-1	532
Wiring Installation, Tailboom (Part 3)	533-1	533
Wiring Installation, Tailboom (Part 4)	534-1	534
Wiring Installation, Tailboom (Part 5)	535-1	535
Wiring Harness, W170	536-1	536
Wiring Harness, ADF Loop Antenna W182, W183 and W184	537-1	537
Wiring Harness, W189	538-1	538
Wiring Harness, W202 and W203	539-1	539
Wiring Harness, W143	540-1	540
Wiring Harness, W213	541-1	541
Wiring Installation, Vertical Stabilator	542-1	542
Wiring Harness, W171	543-1	543
Wiring Harness, W115	544-1	544
Wiring Harness, W154	545-1	545
Wiring Installation, Tail Rotor (De-Ice)	546-1	546
Caution and Warning Components	547-1	547
Panel, Fault-Function, Pilot (A106) (Housing)	548-1	548
Panel, Fault-Function, Pilot (A106) (Indicator Lights)	549-1	549
Panel, Fault-Function, Copilot/Gunner (A157) (Housing)	550-1	550
Panel, Fault-Function, Copilot/Gunner (A157) (Indicator Lights)	551-1	551
Panel, Fault-Function, Pilot (DS28) Copilot/Gunner (DS31)	552-1	552
Accelerometers	553-1	553
Alarm Unit, Control	554-1	554
Wiring Harness W226 KYK-13 Interface	554A-1	554A
Wiring Harness, EGI Attenuator W234	554B-1	554B
Wiring Harness, Antenna Attenuator W227	554C-1	554C
Cable Routing (Part 1) AH-64A/AVR-2A	554D-1	554D
Cable Routing (Part 2) AH-64A/AVR-2A	554E-1	554E

TABLE OF CONTENTS - Continued

	Page	Illus/ Figure
Cable Routing (Part 3) AH-64A/AVR-2A	554F-1	554F
Cable Routing (Part 4) AH-64A/AVR-2A	554G-1	554G
Wiring Harness, APR-39 Tie W670 AH-64A/AVR-2A	554H-1	554H
Wiring Harness, Left Sensor W671 AH-64A/AVR-2A	554I-1	554I
Wiring Harness, Right Sensor W672 AH-64A/AVR-2A	554J-1	554J
Wiring Harness, AVR-2 Power W673 AH-64A/AVR-2A	554K-1	554K
Wiring Harness, Blkg/AGES W674 AH-64A/AVR-2A	554L-1	554L
 Group 10 Fuel System		
Fuel Cell Installation (Forward)	555-1	555
Tank, Fuel, Aircraft (Amfuel) (FWD)	556-1	556
Tank, Fuel, Aircraft (Goodyear) (FWD)	557-1	557
Fuel Cell Installation (AFT)	558-1	558
Tank, Fuel, Aircraft (Amfuel) (AFT)	559-1	559
Tank, Fuel, Aircraft (Goodyear) (AFT)	560-1	560
Panel Assembly, Fuel (Pilot)	561-1	561
Panel Assembly, Fuel (Copilot/Gunner)	562-1	562
Refueling and Transfer Fuel System (Panel Assembly)	563-1	563
Refueling and Transfer Fuel System (FS 135 to FS 168)	564-1	564
Refueling and Transfer Fuel System (FS 176 to FS 230)	565-1	565
Refueling and Transfer Fuel System (Air Valve and Fuel Pump)	566-1	566
Refueling and Transfer Fuel System (FS 230 to FS 280)	567-1	567
Manifold, Fuel Service	568-1	568
Valve, Fuel-Defuel	569-1	569
Fuel Vent System (Forward Cell)	570-1	570
Fuel Vent System (AFT Cell)	571-1	571
Engine Fuel Supply Installation (FS 172 to FS 222)	572-1	572
Engine Fuel Supply Installation (FS 222 to FS 225)	573-1	573
Engine Fuel Supply Installation (FS 230) RH	574-1	574
Engine Fuel Supply Installation (FS 230 to FS 280)	575-1	575
Fuel Subsystem Installation (Forward Fuel Cell)	576-1	576
Fuel Subsystem Installation (AFT Fuel Cell)	577-1	577
Rigid Foam Armor, Fuel Cell (FWD and AFT)	578-1	578
Panel Assembly, N2 Inerting	579-1	579
Nitrogen Inerting Unit System Installation (Part 1)	580-1	580
Nitrogen Inerting Unit System Installation (Part 2)	581-1	581
Nitrogen Inerting Unit System Installation (Part 3)	582-1	582
Kit, Auxiliary Wing Tanks (2 Tanks) (Part 1)	583-1	583
Kit, Auxiliary Wing Tanks (2 Tanks) (Part 2)	584-1	584
Kit, Auxiliary Wing Tanks (4 Tanks) (Part 1)	585-1	585
Kit, Auxiliary Wing Tanks (4 Tanks) (Part 2)	586-1	586

TABLE OF CONTENTS - Continued

	Page	Illus/ Figure
Group 11 Flight Control System		
Rotor Controls, Upper Main (Pitch Links and Scissors)	587-1	587
Rotor Controls, Upper Main (Torque and Lateral Links)	588-1	588
Rotor Controls, Upper Main (Forward Longitudinals)	589-1	589
Rotor Controls, Upper Main (AFT Longitudinals)	590-1	590
Rotor Controls, Upper Main (Collective and Laterals)	591-1	591
Stick Installation, Collective (Pilot and Copilot/Gunner)	592-1	592
Control Stick, Aircraft (Pilot and Copilot/Gunner)	593-1	593
Grip Assembly, Control, Collective Stick (Pilot and Copilot/Gunner)	594-1	594
Switch Assembly	595-1	595
Stick Installation, Pilot Collective (Support)	596-1	596
Support Assembly, Collective Stick (Pilot)	597-1	597
Stick Installation, Copilot/Gunner Collective (Support)	598-1	598
Support Assembly, Collective Stick (Copilot/Gunner)	599-1	599
Protective Cover Installation, Collective Stick	600-1	600
Stick Installation, Pilot Cyclic	601-1	601
Control Stick, Aircraft	602-1	602
Housing Assembly, Cyclic Stick (Pilot)	603-1	603
Stick Installation, Copilot/Gunner Cyclic	604-1	604
Control Stick, Aircraft (Part 1)	605-1	605
Control Stick, Aircraft (Part 2)	606-1	606
Housing Assembly, Cyclic, Copilot/Gunner (Part 1)	607-1	607
Housing Assembly, Cyclic, Copilot/Gunner (Part 2)	608-1	608
Linkage Installation, Copilot/Gunner to Pilot Control (Directional) (Part 1) ...	609-1	609
SPAD Assembly, Directional (Copilot/Gunner)	610-1	610
Linkage Installation, Copilot/Gunner to Pilot Control (Directional) (Part 2) ...	611-1	611
Linkage Installation, Copilot/Gunner to Pilot Control (Directional) (Part 3) ...	612-1	612
Linkage Installation, Copilot/Gunner to Pilot Control (Collective)	613-1	613
Linkage Installation, Copilot/Gunner to Pilot Control (Longitudinal) (Part 1) ..	614-1	614
Linkage Installation, Copilot/Gunner to Pilot Control (Longitudinal) (Part 2) ..	615-1	615
Linkage Installation, Copilot/Gunner to Pilot Control (Lateral) (Part 1)	616-1	616
Linkage Installation, Copilot/Gunner to Pilot Control (Lateral) (Part 2)	617-1	617
Linkage Installation, Copilot/Gunner to Pilot Control (Lateral) (Part 3)	618-1	618
Linkage Installation, Control (FS 115 to FS 176) (Directional) (Part 1)	619-1	619
Linkage Installation, Control (FS 115 to FS 176) (Directional) (Part 2)	620-1	620
Linkage Installation, Control (FS 115 to FS 176) (Directional) (Part 3)	621-1	621
SPAD Assembly, Control, Pilot (Directional)	622-1	622
Bellcrank Assembly	623-1	623
Linkage Installation, Control (FS 115 to FS 176) (Collective) (Part 1)	624-1	624
Linkage Installation, Control (FS 115 to FS 176) (Collective) (Part 2)	625-1	625
Linkage Installation, Control (FS 115 to FS 176) (Longitudinal) (Part 1)	626-1	626

TABLE OF CONTENTS - Continued

	Page	Illus/ Figure
Linkage Installation, Control (FS 115 to FS 176) (Longitudinal) (Part 2)	627-1	627
SPAD Assembly, Control Pilot (Longitudinal)	628-1	628
Linkage Installation, Control (FS 115 to FS 176) (Lateral) (Part 1)	629-1	629
Linkage Installation, Control (FS 115 to FS 176) (Lateral) (Part 2)	630-1	630
Linkage Installation, Control (FS 115 to FS 176) (Lateral) (Part 3)	631-1	631
Feel Spring Cartridge and Magnetic Brake Installation (Directional)	632-1	632
Feel Spring Cartridge and Magnetic Brake Installation (Longitudinal)	633-1	633
Mechanism Assembly, Trim Feel Spring Cartridge (Longitudinal)	634-1	634
Feel Spring Cartridge and Magnetic Brake Installation (Lateral)	635-1	635
Brake Assembly, Magnetic	636-1	636
Panel Assembly, Automatic Stabilization Equipment	637-1	637
Computer, Dase	638-1	638
Actuator Assembly, Stabilator	639-1	639
Controller, Stabilator	640-1	640
Chassis, Electrical	641-1	641
Transducer, Stabilator Position	642-1	642
Pedal Installation, Pilot Station (Part 1)	643-1	643
Pedal Installation, Pilot Station (Part 2)	644-1	644
Pedal Installation, Pilot Station (Part 3)	645-1	645
Crank Assembly, Pedal Adjusting (Pilot)	646-1	646
Pedal Installation, Copilot/Gunner Station (Part 1)	647-1	647
Pedal Installation, Copilot/Gunner Station (Part 2)	648-1	648
Pedal Installation, Copilot/Gunner Station (Part 3)	649-1	649
Cover Installation, Protective (Pilot and Copilot/Gunner)	650-1	650
Linkage Installation, Tail Rotor Mid Fuselage (FS 164 to FS 216)	651-1	651
Linkage Installation, Tail Rotor AFT Fuselage (FS 275 to FS 477)	652-1	652
Linkage and Actuator Installation, Tail Rotor Controls (Part 1)	653-1	653
Linkage and Actuator Installation, Tail Rotor Controls (Part 2)	654-1	654
Linkage and Actuator Installation, Tail Rotor Controls (Part 3)	655-1	655
Pitch Control Installation, Tail Rotor (Part 1)	656-1	656
Pitch Control Installation, Tail Rotor (Part 2)	657-1	657
Swashplate, Controller	658-1	658
Group 12 Utility Systems		
Panel Assembly, Power Distribution, Pilot	659-1	659
Panel Assembly, Copilot/Gunner	660-1	660
Sensing Head Installation, Ice Detector; Controller, De-Icing; Relay Box Assembly, Engine Anti-Ice	661-1	661
Relay Assembly, Engine Anti-Ice	662-1	662
Signal Processor Unit Assembly, Ice Detector	663-1	663
Windshield Wiper Installation	664-1	664
Panel Assembly, Cockpit	665-1	665

TABLE OF CONTENTS - Continued

	Page	Illus/ Figure
Fire Extinguishing System Installation (Cockpit Panels)	666-1	666
Fire Extinguishing System Installation (Miscellaneous)	667-1	667
Fire Extinguishing System Installation (Tubing)	668-1	668
Fire Extinguishing System Installation (Detectors and Amplifiers)	669-1	669
Fire Extinguisher, Aircraft	670-1	670
Wiring Installation, LH Nacelle Fire Sensors	671-1	671
Wiring Installation, RH Nacelle Fire Sensors	672-1	672
Fire/Overheat Detector and Frame Installation, Engine Firewall Louver	673-1	673
Group 13 Environmental Control System		
Panel Assembly, Power Distribution, Pilot	674-1	674
Environmental Control Unit Installation	675-1	675
Regulator, Air Pressure	676-1	676
Cooling System Installation	677-1	677
Fan Installation	678-1	678
Thermal Switch Assembly LH and RH	679-1	679
Environmental Control Defogging System LH	680-1	680
Environmental Control Defogging System RH	681-1	681
Fuselage Environmental Control System (FS 154 to FS 180)	682-1	682
Fuselage Environmental Control System (FS 180 to FS 296)	683-1	683
Crew Environmental Control System (FS 57 to FS 125) LH	684-1	684
Crew Environmental Control System (FS 125 to FS 155) LH	685-1	685
Crew Environmental Control System RH	686-1	686
Group 15 Auxiliary Power Plant		
Auxiliary Power Unit Installation	687-1	687
Engine, Gas Turbine (Front)	688-1	688
Engine, Gas Turbine (Rear)	689-1	689
Engine, Gas Turbine (Wiring Harness)	690-1	690
Auxiliary Power Unit Mount and Drain Installation	691-1	691
Auxiliary Power System (Exhaust and Enclosure)	692-1	692
Enclosure Installation, APU (Upper and Lower Cover)	693-1	693
Enclosure Installation, APU (Front and Top Cover)	694-1	694
Group 16 Mission Equipment		
Switch, Toggle, Pylon Ground Maintenance	695-1	695
External Stores Subsystem	696-1	696
Pylon, Aircraft (Frame and Actuator)	697-1	697
Frame Assembly, Pylon	698-1	698
Rack, Bomb Ejector, Aircraft (Part 1)	699-1	699
Rack, Bomb Ejector, Aircraft (Part 2)	700-1	700
Ejector Assembly, Rack Pylon	701-1	701

TABLE OF CONTENTS - Continued

	Page	Illus/ Figure
Hardware Installation, Target Acquisition Designation Sight and Pilot Night Vision Sensor Assemblies	702-1	702
Countermeasure Installation (Part 1)	703-1	703
Countermeasure Installation (Part 2)	704-1	704
Countermeasure Installation (Part 3)	705-1	705
Countermeasure Installation (Part 4)	706-1	706
Cooling System Installation, Radar Jammer	707-1	707
Kit, Winterization System Installation	708-1	708
Covers, Antenna Blade	709-1	709
Wire Strike Protection Installation, Gun Deflector	710-1	710
Group 17 Emergency Equipment		
Canopy Severance Device Installation	711-1	711
Portable Fire Extinguisher Installation	712-1	712
First Aid Kit Installation (FWD and AFT Cockpits)	713-1	713
Group 60 Bulk Materials List		
Bulk Materials	Bulk-1	Bulk
Section III. SPECIAL TOOLS LIST		
Group 80 Special Tools		
Ground Support Kit (AVUM) (Part 1)	714-1	714
Ground Support Kit (AVUM) (Part 2)	715-1	715
Ground Support Kit (AVUM) (Part 3)	716-1	716
Airframe Special Equipment (AVIM)	717-1	717
Tool Kit, Special (AVUM) (Part 1)	718-1	718
Tool Kit, Special (AVUM) (Part 2)	719-1	719
Tool Kit (AVIM) (Part 1)	720-1	720
Tool Kit (AVIM) (Part 2)	721-1	721
Crane, Aircraft Mounted Maintenance (Part 1)	722-1	722
Crane, Aircraft Mounted Maintenance (Part 2)	723-1	723
Crane, Aircraft Mounted Maintenance (Part 3)	724-1	724
Crane, Aircraft Mounted Maintenance (Part 4)	725-1	725
Yoke Assembly, Elevation	726-1	726
Rigging Kit, Aircraft (Part 1)	727-1	727
Rigging Kit, Aircraft (Part 2)	728-1	728
Rigging Kit, Aircraft (Part 3)	729-1	729
Kit, Sling Set (Part 1)	730-1	730
Kit, Sling Set (Part 2)	731-1	731
Kit, Sling Set (Part 3)	732-1	732
Kit, Sling Set (Part 4)	733-1	733
Kit, Sling Set (Part 5)	734-1	734

TABLE OF CONTENTS - Continued

	Page	Illus/ Figure
Kit, Sling Set (Part 6)	735-1	735
Transmission Kit, Removal and Installation	736-1	736
Platform, Main Transmission Removal and Installation	737-1	737
Kit, Lube Drain Hose	738-1	738
Test Equipment, Helicopter (Part 1)	739-1	739
Test Equipment, Helicopter (Part 2)	740-1	740
Tab Bending Tool and Gage	741-1	741
Box Assembly, Switch, Rotor Track and Balance Kit	742-1	742
Phase Tool Assembly	743-1	743
Kit, Ground Lock PGS	744-1	744
Cord Assembly, Electrical	745-1	745
Maintenance Platform, APU	746-1	746
Kit, Hydraulic Hoses	747-1	747
Kit, Fuel Cell Removal and Installation	748-1	748
Plate Assembly, Fuel Cell Access	749-1	749
Box Assembly, Fuel Cell Removal and Installation	750-1	750
Adapter Kit, Airframe Component Handling (Part 1)	751-1	751
Adapter Kit, Airframe Component Handling (Part 2)	752-1	752
Adapter Kit, Airframe Component Handling (Part 3)	753-1	753
Adapter Assembly, Main Rotor Blade Handling	754-1	754
Tool Kit, Aircraft Main Rotor Head	755-1	755
Adapter Assembly, Engine Handling	756-1	756
Tool Kit, Aircraft Maintenance (AVIM)	757-1	757
Fixture, Tail Rotor Head Assembly and Repair (AVIM)	758-1	758
Brake, Input Pinion Gear	759-1	759
Socket, Rotor Brake	760-1	760
Socket, Locknut Set	761-1	761
Cover, Ice Sensor Assembly	762-1	762
Tool, Output Shaft Seal Installation	763-1	763
Tool, Input Shaft Seal Installation	764-1	764
Kit, Spreader Bar/Positioning	765-1	765
Teeter Stop Bonding Fixture	766-1	766
Adapter Assembly, Calibration	767-1	767
Adapter, Calibration, Rotor Blade De-Ice System	768-1	768
Figure Deleted		769
Packer Assembly, Main Rotor Bearing	770-1	770
Rod/Link Adjustment Tool Assembly, Right	771-1	771
Fixture, Shock Strut Restraining	772-1	772
Spring Compressor, Fork Assembly	773-1	773
Test Set, Pylon Ejector	774-1	774
Socket, Wrench, Main Transmission	775-1	775

TABLE OF CONTENTS - Continued

	Page	Illus/ Figure
Fixture, Protective, Main Rotor Mast	776-1	776
Plug, Seal Kit	777-1	777
Wrench, Socket, Anti Flail Bearing	778-1	778
Compressor, Rotor Brake, Set	779-1	779
Set, Jackscrew	780-1	780
Tool Kit, Aircraft Lower Bearing Seal Installation/Removal	780A-1	780A
Tool Kit, Tail Rotor Fork Resilient Mount Installation/Removal	780B-1	780B
Tool Kit, Aircraft	780C-1	780C
Kit, Generator Removal	780D-1	780D
Wrench, Special Horizontal	780E-1	780E
Group 82 Flyaway Items		
Tie Down Kit, Aircraft (Part 1)	781-1	781
Tie Down Kit, Aircraft (Part 2)	782-1	782
Tie Down Kit, Aircraft (Part 3)	783-1	783
Section IV. CROSS-REFERENCE INDEXES		
National Stock Number Index	I-1	
Part Number Index	I-143	
Figure and Item Number Index	I-533	

AVIATION UNIT AND INTERMEDIATE MAINTENANCE REPAIR PARTS AND SPECIAL TOOLS LIST

SECTION I. INTRODUCTION

1. Scope.

This RPSTL lists and authorizes spares and repair parts; special tools; special Test, Measurement, and Diagnostic Equipment (TMDE); and other special support equipment required for performance of aviation unit and aviation intermediate maintenance of the AH-64A Advanced Attack Helicopter. It authorizes the requisitioning, issue, and disposition of spares, repair parts and special tools as indicated by the Source, Maintenance and Recoverability (SMR) codes.

2. General.

In addition to Section I, Introduction, this Repair Parts and Special Tools List is divided into the following sections:

a. **Section II. Repair Parts List.** A list of spares and repair parts authorized by this RPSTL for use in the performance of maintenance. The list also includes parts which must be removed for replacement of the authorized parts. Parts lists are composed of functional groups in ascending alphanumeric sequence, with the parts in each group listed in ascending figure and item number sequence. Bulk materials are listed in item name sequence.

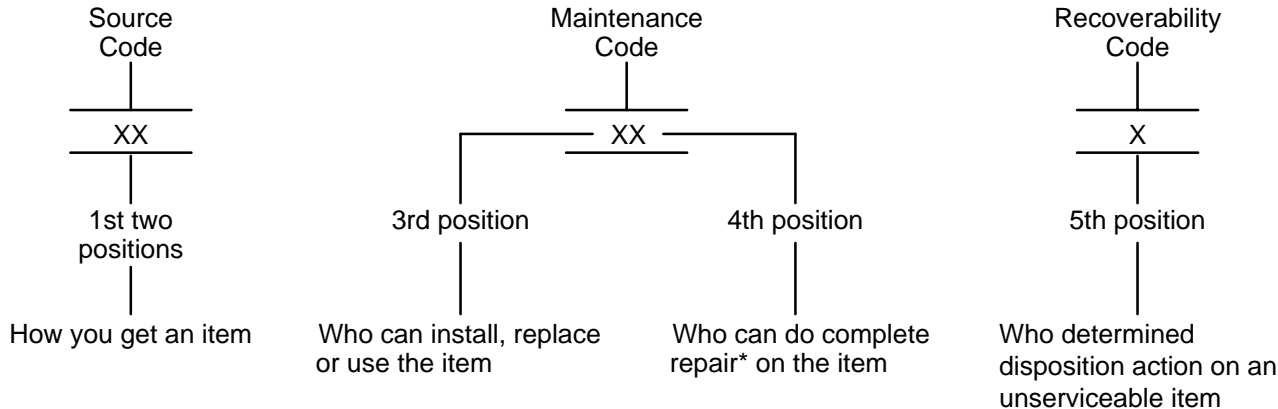
b. **Section II. Special Tools List.** A list of special tools, special TMDE, and other special support equipment authorized by this RPSTL (as indicated by Basis of Issue (BOI) information in DESCRIPTION AND USABLE ON CODE (UOC) column) for the purpose of maintenance.

c. **Section IV. Cross-reference Indexes.** A list, in National Item Identification Number (NIIN) sequence, of all National Stock Numbers (NSN) appearing in the listing, followed by a list in alphanumeric sequence of all part numbers appearing in the listings. National stock numbers and part numbers are cross-referenced to each illustration figure and item number appearance. The figure and item number index lists figure and item numbers in alphanumeric sequence and cross-references NSN, FSCM/CAGE and part numbers.

3. Explanation of Columns (Sections II and III).

a. **ITEM NO (Column (1)).** Indicates the number used to identify items called out in the illustration.

b. **SMR CODE (Column (2)).** The Source, Maintenance, and Recoverability (SMR) code is a 5-position code containing supply/requisitioning information, maintenance category authorization criteria, and disposition instruction, as shown in the following breakout:



*Complete Repair: Maintenance capacity, capability, and authority to perform all corrective maintenance tasks of the "Repair" function in a use/user environment in order to restore serviceability to a failed item.

(1) **Source Code.** The source code tells you how to get an item needed for maintenance, repair, or overhaul of an end item/equipment. Explanations of source codes follow:

Code	Explanation
PA PB PC** PD PE PF PG	Stocked items; use the applicable NSN to request/requisition items with these source codes. They are authorized to the category indicated by the code entered in the 3rd position of the SMR code. **NOTE: Items coded PC are subject to deterioration.
KD KF KB	Items with these codes are not to be requested/requisitioned individually. They are part of a kit which is authorized to the maintenance category indicated in the 3rd position of the SMR code. The complete kit must be requisitioned and applied.
MO- (Made at org/ AVUM Level) MF- (Made at DS/ AVIM Level) MH- (Made at GS Level) ML- (Made at Specialized Repair Activity (SRA)) MD- (Made at Depot)	Items with these codes are not to be requested/requisitioned individually. They must be made from bulk material which is identified by the part number in the DESCRIPTION AND USABLE ON CODE (UOC) column and listed in the Bulk Material group of the repair parts list in this RPSTL. Fabricated items may also be made utilizing Appendix D of the TM 1-1520-238-23 Series. If the item is authorized to you by the 3rd position code of the SMR code, but the source code indicates it is made at a higher Level, order the item from the higher Level of maintenance.

Code	Explanation
AO- (Assembled by org/AVUM Level)	<p>Items with these codes are not to be requested/requisitioned individually. The parts that make up the assembled item must be requisitioned or fabricated and assembled at the Level of maintenance indicated by the source code. If the 3rd position code of the SMR code authorizes you to replace the item, but the source code indicates the item is assembled at a higher Level, order the item from the higher Level of maintenance.</p>
AF- (Assembled by DS/AVIM Level)	
AH- (Assembled by GS Category)	
AL- (Assembled by SRA)	
AD- (Assembled by Depot)	

- XA- Do not requisition an "XA"-coded item. Order its next higher assembly. (Also, refer to the NOTE below)
- XB - If an "XB" item is not available from salvage, order it using the FSCM/CAGE and part number given.
- XC- Installation drawing, diagram, instruction sheet, field service drawing, that is identified by manufacturer's part number.
- XD- Item is not stocked. Order an "XD"-coded item through normal supply channels using the FSCM/CAGE and part number given, if no NSN is available.

NOTE: Cannibalization or controlled exchange, when authorized, may be used as a source of supply for items with the above source codes, except for those source coded "XA" or those aircraft support items restricted by requirements of AR 700-42.

(2) **Maintenance Code.** Maintenance codes tell you the level(s) of maintenance authorized to USE and REPAIR support items. The maintenance codes are entered in the third and fourth positions of the SMR Code as follows:

(a) The maintenance code entered in the third position tells you the lowest maintenance level authorized to remove, replace, and use an end item. The maintenance code entered in the third position will indicate authorization to one of the following levels of maintenance.

Code	Application/Explanation
C	-Crew or operator maintenance done within organizational or aviation unit maintenance.
O	-Organizational or aviation unit category can remove, replace, and use the item.
F	-Direct support or aviation intermediate level can remove, replace, and use the item.
H	-General support level can remove, replace, and use the item.
L	-Specialized repair activity can remove, replace, and use the item.
D	-Depot level can remove, replace, and use the item.

(b) The maintenance code entered in the fourth position tells whether or not the item is to be repaired and identifies the lowest maintenance level with the capability to do complete repair (i.e., perform all authorized repair functions.) (NOTE: Some limited repair may be done on the item at a lower level of maintenance, if authorized by the Maintenance Allocation Chart (MAC) and SMR codes.) This position will contain one of the following maintenance codes.

Code	Application/Explanation
O	-Organizational or aviation unit is the lowest level that can do complete repair of the item.
F	-Direct support or aviation intermediate is the lowest level that can do complete repair of the item.
H	-General support is the lowest level that can do complete repair of the item.
L	-Specialized repair activity (designated the specialized repair activity) is the lowest level that can do complete repair of the item.
D	-Depot is the lowest level that can do complete repair of the item.
Z	-Nonreparable. No repair is authorized.
B	-No repair is authorized. (No parts or special tools are authorized for the maintenance of a "B" coded item). However, the item may be reconditioned by adjusting, lubricating, etc., at the user level.

(3) **Recoverability Code.** Recoverability codes are assigned to items to indicate the disposition action on unserviceable items. The recoverability code is entered in the fifth position of the SMR Code as follows:

Recoverability Codes	Application/Explanation
Z	-Nonreparable item. When unserviceable, condemn and dispose of the item at the level of maintenance shown in 3rd position of SMR Code.
O	-Reparable item. When uneconomically repairable, condemn and dispose of the item at organizational or aviation unit level.
F	-Reparable item. When uneconomically repairable, condemn and dispose of the item at the direct support or aviation intermediate level.
H	-Reparable item. When uneconomically repairable, condemn and dispose of the item at the general support level.
D	-Reparable item. When beyond lower level repair capability, return to depot. Condemnation and disposal of item not authorized below depot level.
L	-Reparable item. Condemnation and disposal not authorized below specialized repair activity (SRA).
A	-Item requires special handling or condemnation procedures because of specific reasons (e.g., precious metal content, high dollar value, critical material, or hazardous material). Refer to specific instructions.

c. **FSCM/CAGE (Column (3)).** The Federal Supply Code for Manufacturer (FSCM/CAGE) is a 5-digit numeric code which is used to identify the manufacturer, distributor, or Government agency, etc., that supplies the item.

d. **PART NUMBER (Column (4)).** Indicates the primary number used by the manufacturer (individual, company, firm, corporation, or Government activity), which controls the design and characteristics of the item by means of its engineering drawings, specifications standards, and inspection requirements to identify an item or range of items.

NOTE: When you use a NSN to requisition an item, the item you receive may have a different part number from the part ordered.

e. **DESCRIPTION AND USABLE ON CODE (UOC) (Column (5)).** This column includes the following information:

- (1) The Federal item name and, when required, a minimum description to identify the item.
- (2) The physical security classification is not applicable.
- (3) Items that are included in kits and sets are listed below the name of the kit or set.
- (4) Spare/repair parts that make up an assembled item are listed immediately following the assembled item line entry.
- (5) Part numbers for bulk materials are referenced in this column in the line item entry for the item to be manufactured/fabricated.
- (6) When the item is not used with all the serial numbers of the same model, the effective serial numbers are shown on the last line(s) of the description (before UOC).
- (7) The usable on code, when applicable (see paragraph 5, Special Information).
- (8) In the Special Tools List section, the basis of issue (BOI) appears as the last line(s) in the entry for each special tool, special TMDE, and other special support equipment. When density of equipments supported exceeds density spread indicated in the basis of issue, the total authorization is increased proportionately.
- (9) The statement "END OF FIGURE" appears just below the last item description in Column 5 for a given figure in both Section II and Section III.

f. **QTY (Column (6)).** The QTY (quantity per figure column) indicates the quantity of the item used in the breakout shown on the illustration figure, which is prepared for a functional group, subfunctional group, or an assembly. A "V" appearing in this column in lieu of a quantity indicates that the quantity is variable and the quantity may vary from application to application.

4. Explanation of Columns (Section II and III).

a. NATIONAL STOCK NUMBER (NSN) INDEX.

(1) **STOCK NUMBER column.** This column lists the NSN by National item identification number (NIIN) sequence. The NIIN consists of the last nine digits of the NSN (i.e., $\frac{\text{NSN}}{5305-01-674-1467}$). When using this column to locate an item, ignore the first 4 digits of the NSN. However, the complete NSN should be used when ordering parts by stock number.

(2) **FIG. column.** This column lists the number of the figure where the item is identified/located. The figures are in numerical order in Section II and Section III.

(3) **ITEM column.** The item number identifies the item associated with the figure listed in the adjacent FIG. column. This item is also identified by the NSN listed on the same line.

b. **PART NUMBER INDEX.** Part numbers in this index are listed by part number in ascending alphanumeric sequence (i.e., vertical arrangement of letter and number combination which places the first letter or digit of each group in order A through Z, followed by the numbers 0 through 9 and each following letter or digit in like order).

(1) **FSCM/CAGE column.** The Federal Supply Code for Manufacturer (FSCM/CAGE) is a 5-digit numeric code used to identify the manufacturer, distributor, or Government agency, etc., that supplies the item.

(2) **PART NUMBER column.** Indicates the primary number used by the manufacturer (individual, firm, corporation, or Government activity), which controls the design and characteristics of the item by means of its engineering drawings, specifications standards, and inspection requirements to identify an item or range of items.

(3) **STOCK NUMBER column.** This column lists the NSN for the associated part number and manufacturer identified in the PART NUMBER and FSCM/CAGE columns to the left.

(4) **FIG. column** This column lists the number of the figure where the item is identified/located in Section II and Section III.

(5) **ITEM column.** The item number is that number assigned to the item as it appears in the figure referenced in the adjacent figure number column.

c. **FIGURE AND ITEM NUMBER INDEX.**

(1) **FIG. column.** This column lists the number of the figure where the item is identified/located. The figures are in numerical order in Section II and Section III.

(2) **ITEM column.** The item number is that number assigned to the item as it appears in the figure referenced in the adjacent figure number column.

(3) **STOCK NUMBER column.** This column lists the NSN for the item.

(4) **FSCM/CAGE column.** The Federal Supply Code for Manufacturer (FSCM/CAGE) is a 5-digit numeric code used to identify the manufacturer, distributor, or Government agency, etc., that supplies the item.

(5) **PART NUMBER column.** Indicates the primary number used by the manufacturer (individual, firm, corporation, or Government activity), which controls the design and characteristics of the item by means of its engineering drawings, specifications, standards, and inspection requirements to identify an item or range of items.

5. Special Information.

a. **USABLE ON CODE.** The usable on code appears in the lower left corner of the Description column heading. Usable on codes are shown as "UOC:" in the Description Column (justified left) on the first line applicable item description/nomenclature. Uncoded items are applicable to all models.

b. **FABRICATION INSTRUCTIONS.** Bulk materials required to manufacture items are listed in the Bulk Material Functional Group of the RPSTL. Part numbers for bulk materials are also referenced in the description column of the line item entry for the item to be manufactured/fabricated. Detailed fabrication instructions for items source coded to be manufactured or fabricated are found in TM 1-1520-238-23.

c. **ASSEMBLY INSTRUCTION.** Detailed assembly instructions for items source coded to be assembled from component spare/repair parts are found in TM 1-1520-238-23. Items that make up the assembly are listed immediately following the assembly item entry or reference is made to an applicable figure.

d. **KITS.** Line item entries for repair parts kits appear in a group in Section II (see table of contents).

e. **INDEX NUMBERS.** Items which have the word BULK in the figure column will have an index number shown in the item number column. This index number is a cross-reference between the National Stock Number/Part Number Index and the bulk material list in Section II.

f. **ASSOCIATED PUBLICATIONS.** The publication(s) listed below pertain to the AH-64A Advanced Attack Helicopter and its components.

<u>Publication</u>	<u>Short Title</u>
TM 1-1520-238-23	AVUM and AVIM Maintenance, AH-64A Advanced Attack Helicopter

g. **ILLUSTRATIONS - LISTING.** Higher-category RPSTL illustrations are not applicable.

6. How To Locate Repair Parts.

a. When National Stock Number or Part Number is Not Known.

(1) **First.** Using the table of contents, determine the assembly group to which the item belongs. This is necessary since figures are prepared for assembly groups and subassembly groups, and listings are divided into the same groups.

(2) **Second.** Find the figure covering the assembly group or subassembly group to which the item belongs.

(3) **Third.** Identify the item on the figure and use the Figure and Item Number Index to find the NSN.

b. When National Stock Number or Part Number is Known.

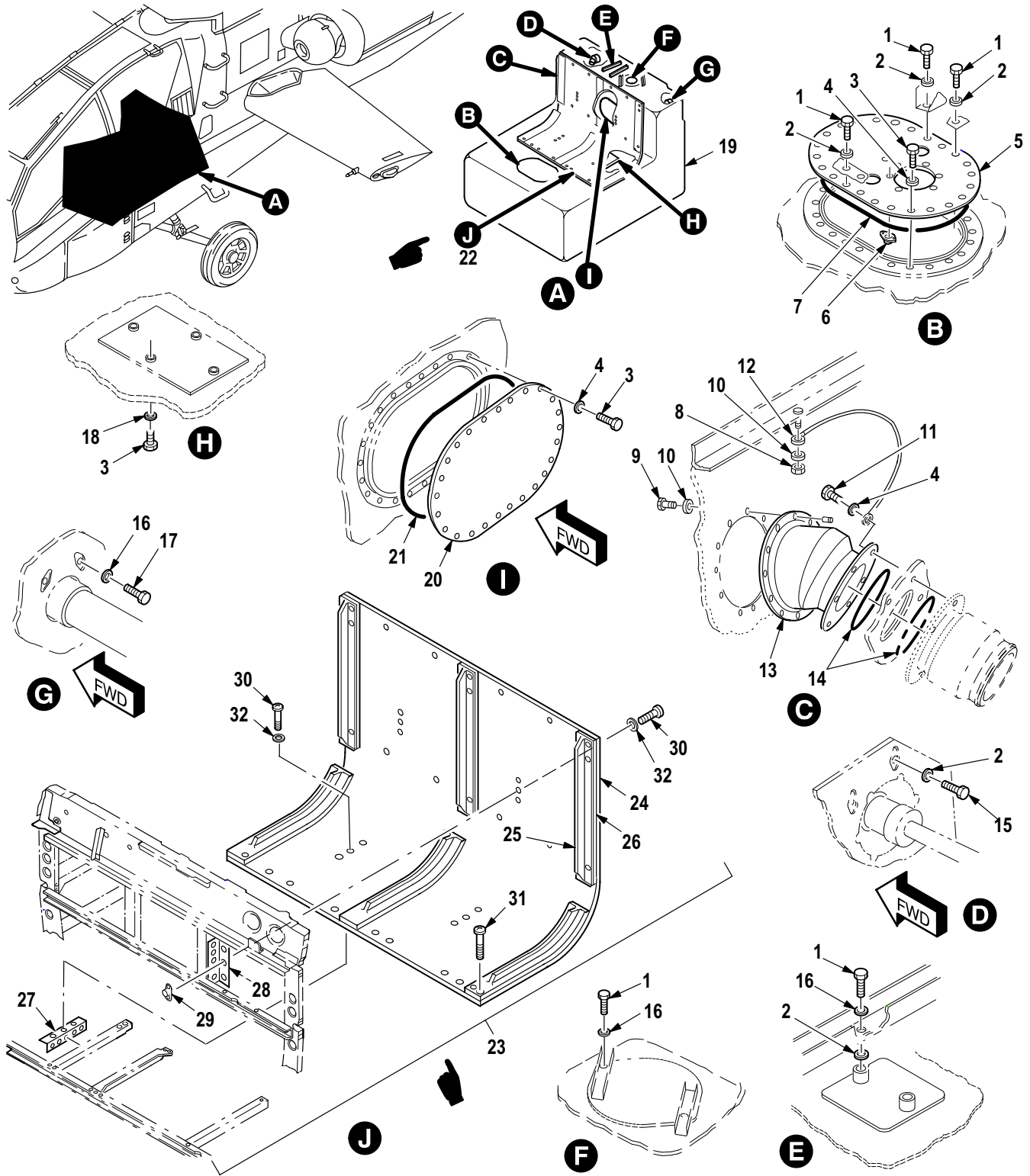
(1) **First.** Using the National Stock Number or Part Number Index, find the pertinent National Stock Number or Part Number. The NSN index is in National Item Identification Number (NIIN) sequence (see 4a(1)). The part numbers in the Part Number index are listed in ascending alphanumeric sequence (see 4b). Both indexes cross-reference you to the illustration/figure and item number of the item you are looking for.

(2) **Second.** Turn to figure and item number, verify that the item is the one you are looking for, then locate the item number in the repair parts list for the figure.

7. Abbreviations.

<u>Abbreviations</u>	<u>Explanation</u>
AAB	AFT Avionics Bay
AAH	AH-64A Advanced Attack Helicopter
ADP	Air Data Processor
APU	Auxiliary Power Unit
ASE	Automatic Stabilization Equipment
AVIM	Direct Support or Aviation Intermediate Maintenance Repair Parts and Special Tools List
AVUM	Organizational or Aviation Intermediate Maintenance Repair Parts and Special Tools List

<u>Abbreviations</u>	<u>Explanation</u>
BUCS	Back Up Control System
CPG	Copilot/Gunner
DASE	Digital Automatic Stabilization Equipment
ECS	Environmental Control System
ECU	Environmental Control Unit
EFF	Effectivity
EMI	Electro-Magnetic Interference
FAB	Forward Avionics Bay
FD/LS	Fault Detection/Location Subsystem
FIG/FIGS	Figure/Figures
FS	Fuselage Station
FSP	Flight Safety Part
IPAS	Integrated Pressurized Air System
IRS	Infra-Red Suppressor
LG	Landing Gear
LH	Left Hand
MLG	Main Landing Gear
M/R, MR	Main Rotor
MRH	Main Rotor Head
NHA	Next Higher Assembly
NIIN	National Item Identification Number (consists of the last 9 digits of the NSN)
PAS	Pressurized Air System
QEC	Quick Engine Change
RH	Right Hand
RPSTL	Repair Parts and Special Tools List
SDC	Shaft Driven Compressor
SDC	Signal Data Converter
T/R, TR	Tail Rotor
U/O	Use On
USBL	Usable
XDCR	Transducer
XMSM	Transmission



M09-389H

Figure 555. Group 10 Fuel Cell Installation (Forward)
7-31 1642060

(1) ITEM NO.	(2) SMR CODE	(3) CAGE	(4) PART NUMBER	(5) DESCRIPTION AND USABLE ON CODE (UOC)	(6) QTY
				Group 10 Fuel System Fig. 555 Fuel Cell Installation (Forward) 7-31 1642060	
1	PAOZZ	80205	NAS6204-3H	• Bolt, Shear	10
2	PAOZZ	02731	HS306-327H	• Washer, Flat	11
3	PAOZZ	80205	NAS6204-1	• Bolt, Shear	56
4	PAOZZ	88044	AN960PD416L	• Washer, Flat	58
5	PAOOO	02731	7-21 1641003	• Cover, Fuel Cell	1
6	PAOZZ	80205	NAS1474A4	•• Nut, Self-Locking, PI	6
7	PAOZZ	96906	MS29513-270	• O-Ring	1
8	PAOZZ	80205	MS21042L3	• Nut, Self-Locking, Ex	2
9	PAOZZ	80205	NAS6603-4	• Bolt, Shear	24
10	PAOZZ	88044	AN960JD10L	• Washer, Flat	26
11	PAOZZ	80205	NAS6604H2	• Bolt, Shear	6
12	PAOZZ	81349	MS25083-2BC8	• Lead, Electrical	2
13	PAOZZ	02731	7-31 1642122	• Filler Neck	1
14	PAOZZ	96906	MS29513-237	• O-Ring	2
15	PAOZZ	96906	NAS144-12	• Bolt, Internal Wrenc	2
16	PAOZZ	02731	7-1 17420117	• Washer, Recessed	7
17	PAOZZ	96906	NAS144-16	• Bolt, Internal Wrenc	2
18	PAOZZ	02731	HS306-326H	• Washer, Flat	8
19	PAOOO	02731	7-31 1641001-3	• Tank, Fuel, Aircraft FWD (Goodyear) (See Fig. 557 for Breakdown)	1
19	PAOOO	02731	7-51 1641301-001	• Tank, Fuel, Aircraft FWD (Goodyear) (See Fig. 557 for Breakdown)	1
19	PAOOO	02731	7-31 1641001-3	• Tank, Fuel, Aircraft FWD (Amfuel) (See Fig. 556 for Breakdown)	1
20	PAOZZ	02731	7-31 1641001-5	• Cover, Fuel Cell	1
21	PAOZZ	02731	7-1 17410006	• O-Ring	1
22	XCFFF	81996	AH64FCR	• Reinforcement, Fuel	1
23	XDFZZ	81996	AH64FCR-A	•• Cover Assembly	1
24	XDFZZ	81996	AH64FCR-1A	•• Outer Plate	1
25	XDFZZ	81996	AH64FCR-2	•• Tee	3
26	XDFZZ	81996	AH64FCR-4	•• Strip, Tee Supt	3
27	XDFZZ	81996	AH64FCR-5	•• Bottom Angle	2
28	XDFZZ	81996	AH64FCR-6	•• Side Angle	2
29	PAFZZ	80205	MS21059L3	•• Nut, Self-Locking, PI	34
30	PAFZZ	96906	MS27039C1-09	•• Screw, Machine	34
31	PAFZZ	80205	NAS623-2-6	•• Screw, Machine	7
32	PAFZZ	88044	AN960JD10LL	•• Washer, Flat	34
END OF FIGURE					

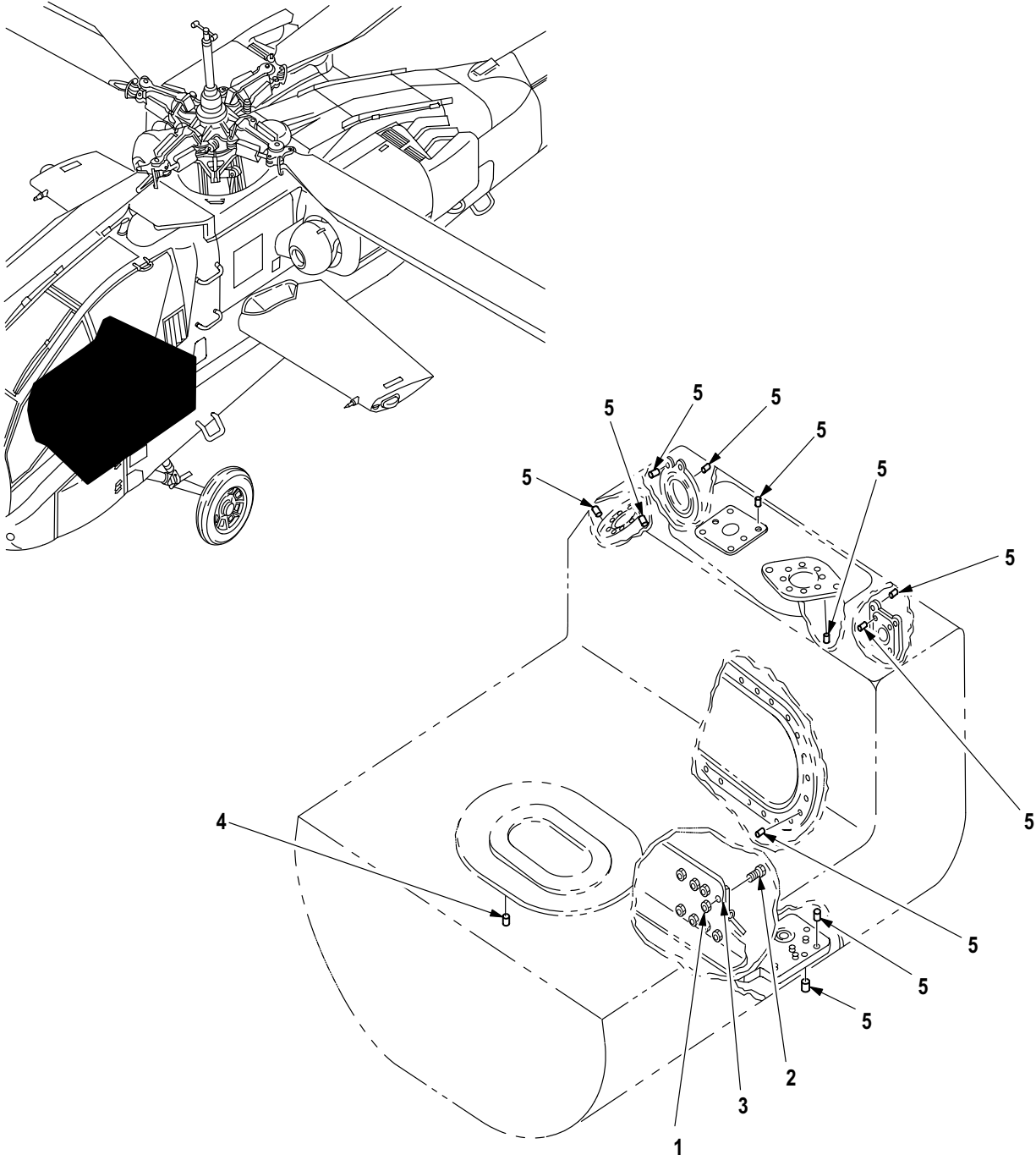
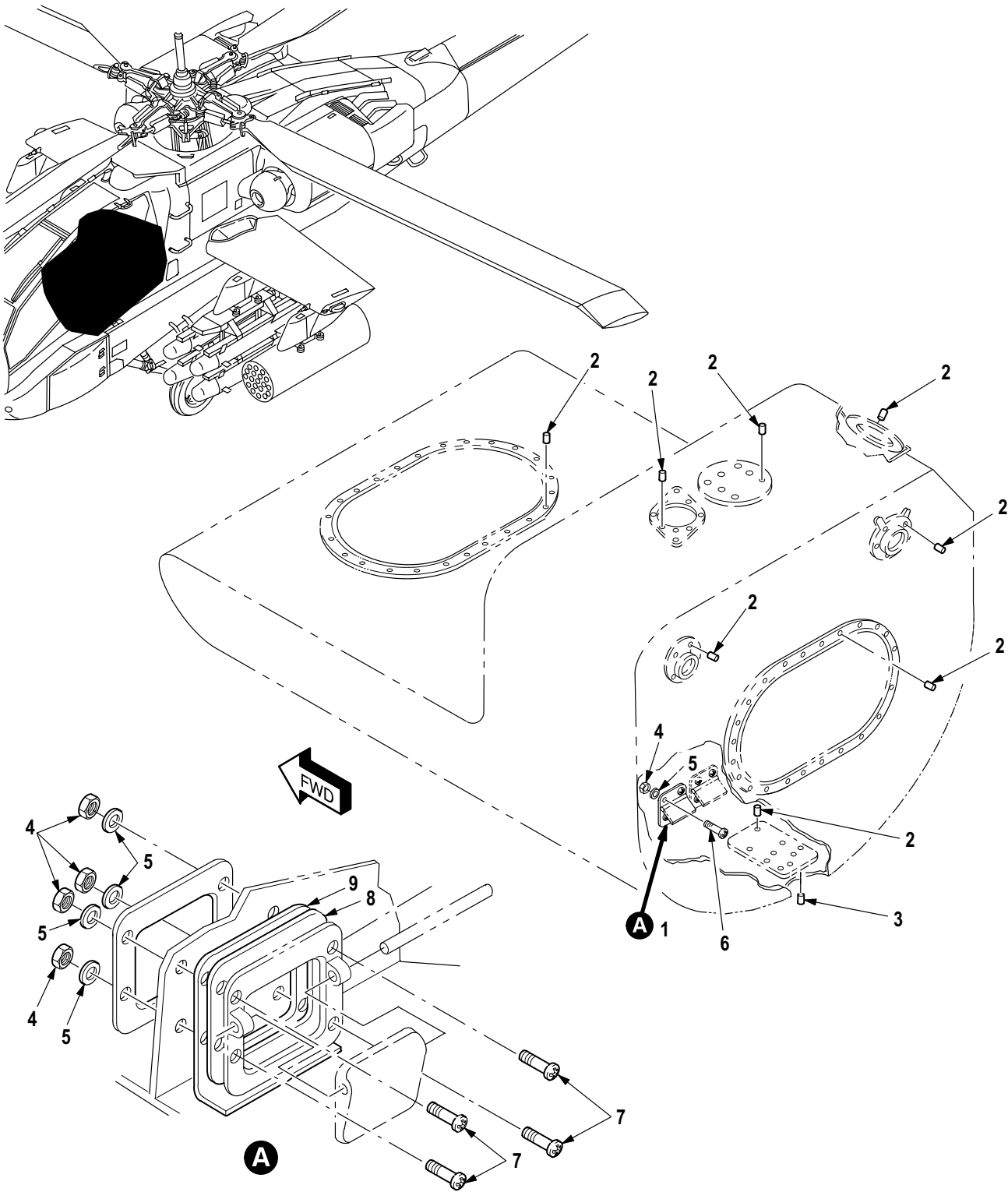


Figure 556. Group 10 Tank, Fuel, Aircraft
7-31 1641001-3,
(Amfuel P/N; 37832-3 (05476))

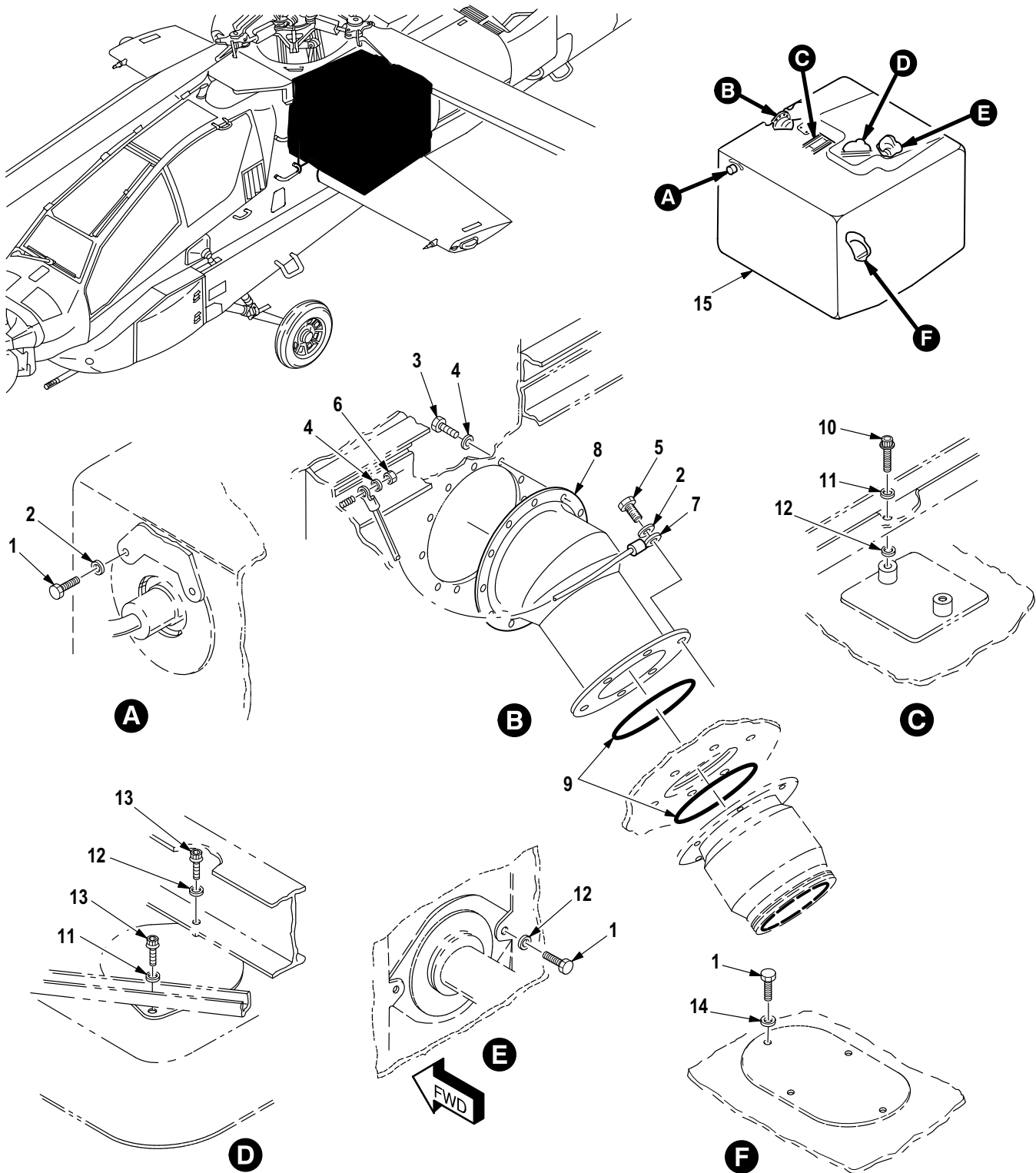
(1) ITEM NO.	(2) SMR CODE	(3) CAGE	(4) PART NUMBER	(5) DESCRIPTION AND USABLE ON CODE (UOC)	(6) QTY
				Group 10 Fuel System Fig. 556 Tank, Fuel, Aircraft 7-31 1641001-3, (Amfuel, P/N; 37832-3 (05476)) See Fig. 555 for NHA	
1	PAOZZ	96906	MS21083N3	• Nut, Self-Locking, He	8
2	PAOZZ	88044	AN3-5A	• Bolt, Machine	8
3	PAOZZ	05476	NPB1045	• Valve, Flapper	2
4	PAOZZ	01556	3591-4CNX375	Insert, Screw Thread	24
5	PAOZZ	96906	MS21209F4-15	Insert, Screw Thread	24
END OF FIGURE					



M09-570D

Figure 557. Group 10 Tank, Fuel, Aircraft FWD
 7-31 1641001-3 (Goodyear P/N 320-4-44733-101 (56221))
 7-51 1641301-001 (Goodyear P/N 320-4-44733-103 (56221))

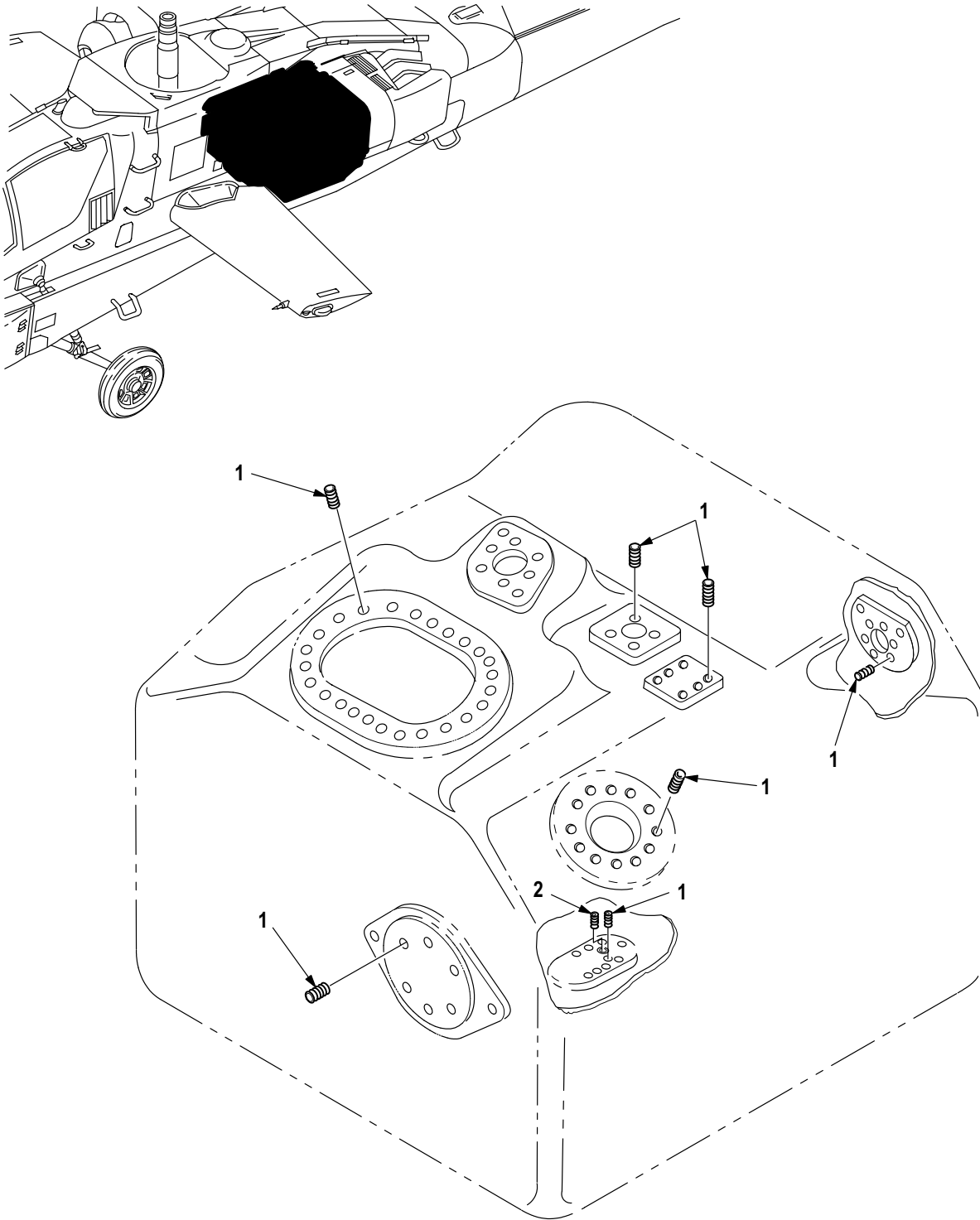
(1) ITEM NO.	(2) SMR CODE	(3) CAGE	(4) PART NUMBER	(5) DESCRIPTION AND USABLE ON CODE (UOC)	(6) QTY
				Group 10 Fuel System Fig. 557 Tank, Fuel, Aircraft FWD 7-31 1641001-3, (Goodyear P/N 320-4-44733-101 (56221)) 7-51 1641301-001 (Goodyear P/N 320-4-44733-103 (56221)) See Fig. 555 for NHA	
1	PAOZZ	73842	2F1-3-23468	• Valve, Flapper, Fuel	2
2	PAOZZ	96906	MS21209F4-15	Insert, Screw Thread	6
3	PAOZZ	01556	3591-3CN0380	Insert, Screw Thread	1
4	PAOZA	96906	MS21046C06	• Nut, Self-Locking, He	8
5	PAOZZ	88044	AN960C6	• Washer, Flat	8
6	PAOZZ	96906	MS51957-31	• Screw, Machine	1
7	PAOZZ	65597	915013-0033	Screw, Machine Used With Under-Sized Fuel Cells	8
8	PAOZZ	02731	7-31 1642060-5	Spacer, Plate Used With Under-Sized Fuel Cells	2
9	PAOZZ	02731	7-31 1642060-3	Angle, Structural Used With Under-Sized Fuel Cells	2
END OF FIGURE					



M09-571E

Figure 558. Group 10 Fuel Cell Installation (AFT)
7-31 1642060

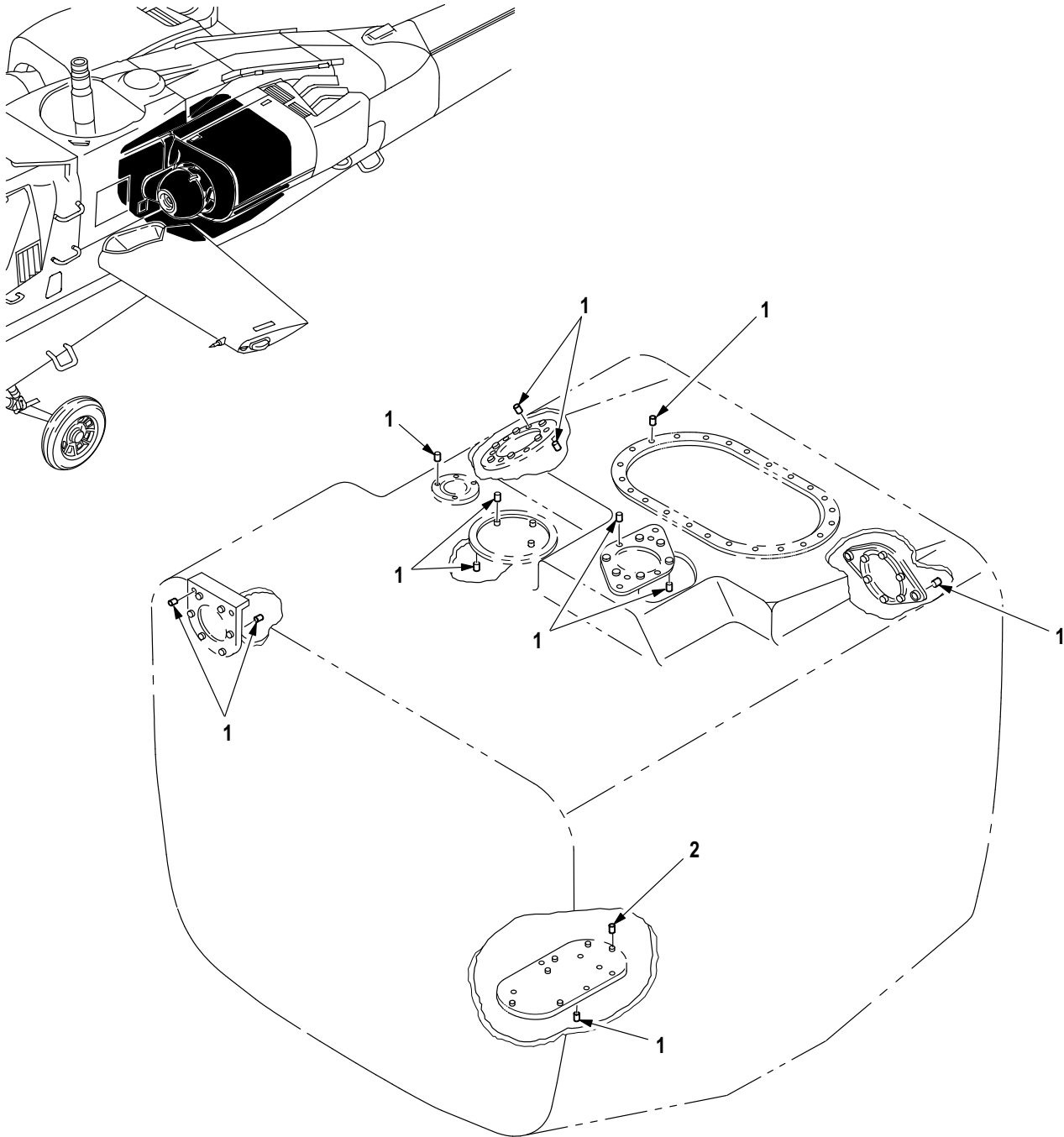
(1) ITEM NO.	(2) SMR CODE	(3) CAGE	(4) PART NUMBER	(5) DESCRIPTION AND USABLE ON CODE (UOC)	(6) QTY
				Group 10 Fuel System Fig. 558 Fuel Cell Installation (AFT) 7-31 1642060	
1	PAOZZ	80205	NAS6204-1	• Bolt, Shear	8
2	PAOZZ	88044	AN960PD416L	• Washer, Flat	8
3	PAOZZ	80205	NAS6603-4	• Bolt, Shear	12
4	PAOZZ	88044	AN960JD10L	• Washer, Flat	13
5	PAOZZ	80205	NAS6604H2	• Bolt, Shear	6
6	PAOZZ	80205	MS21042L3	• Nut, Self-Locking, Ex	1
7	PAOZZ	81349	M83413/8-A10BC	• Lead, Electrical	1
8	PAOZZ	02731	7-31 1642023	• Filler Neck	1
9	PAOZZ	96906	MS29513-237	• O-Ring	2
10	PAOZZ	80205	NAS6204-3H	• Bolt, Shear	2
11	PAOZZ	02731	7-1 17420117	• Washer, Recessed	3
12	PAOZZ	02731	HS306-328H	• Washer, Flat	2
13	PAOZZ	80205	NAS6204-5H	• Bolt, Shear	2
14	PAOZZ	02731	HS306-326H	• Washer, Flat	4
15	PAOOO	02731	7-21 1641002	• Tank, Fuel, Aircraft (Amfuel) AFT (See Fig. 559 for Breakdown)	1
15	PAOOO	02731	7-21 1641002	• Tank, Fuel, Aircraft (Goodyear) AFT (See Fig. 560 for Breakdown)	1
15	PAOOO	02731	7-51 1641302-001	• Tank, Fuel, Aircraft (Goodyear) AFT (See Fig. 560 for Breakdown)	1
END OF FIGURE					



M09-572C

Figure 559. Group 10 Tank, Fuel, Aircraft
7-21 1641002,
(Amfuel P/N; 37833-3 (05476))

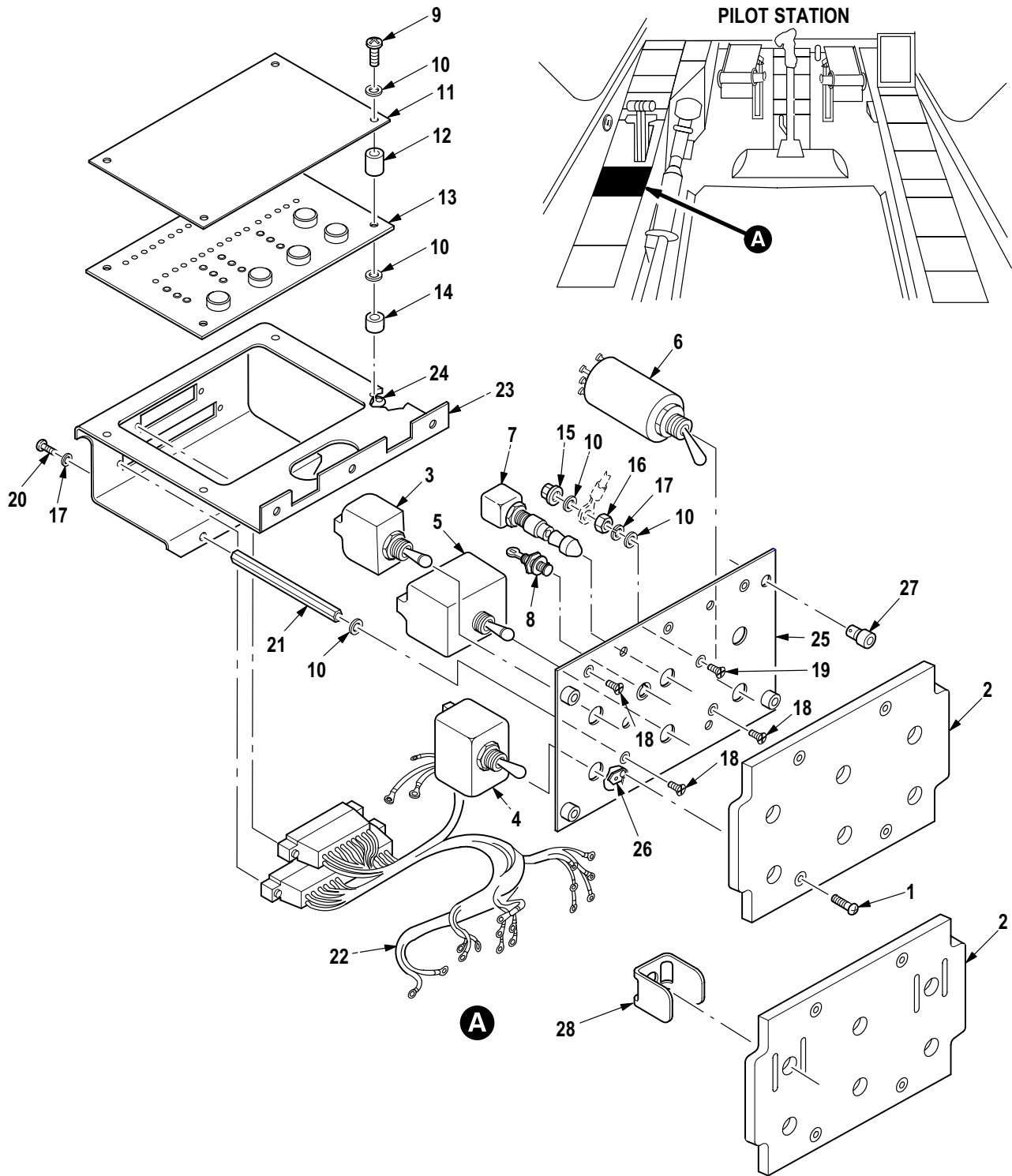
(1) ITEM NO.	(2) SMR CODE	(3) CAGE	(4) PART NUMBER	(5) DESCRIPTION AND USABLE ON CODE (UOC)	(6) QTY
				Group 10 Fuel System Fig. 559 Tank, Fuel, Aircraft 7-21 1641002, (Amfuel P/N; 37833-3 (05476)) See Fig. 558 for NHA	
1	PAOZZ	96906	MS21209F4-15	Insert, Screw Thread	8
2	PAOZZ	01556	3591-3CN0285	Insert, Screw Thread	1
END OF FIGURE					



M09-573A

Figure 560. Group 10 Tank, Fuel, Aircraft AFT
7-21 1641002 (Goodyear P/N 320-4-44734-101 (56221))
7-51 1641302-001 (Goodyear P/N 320-4-44734-103 (56221))

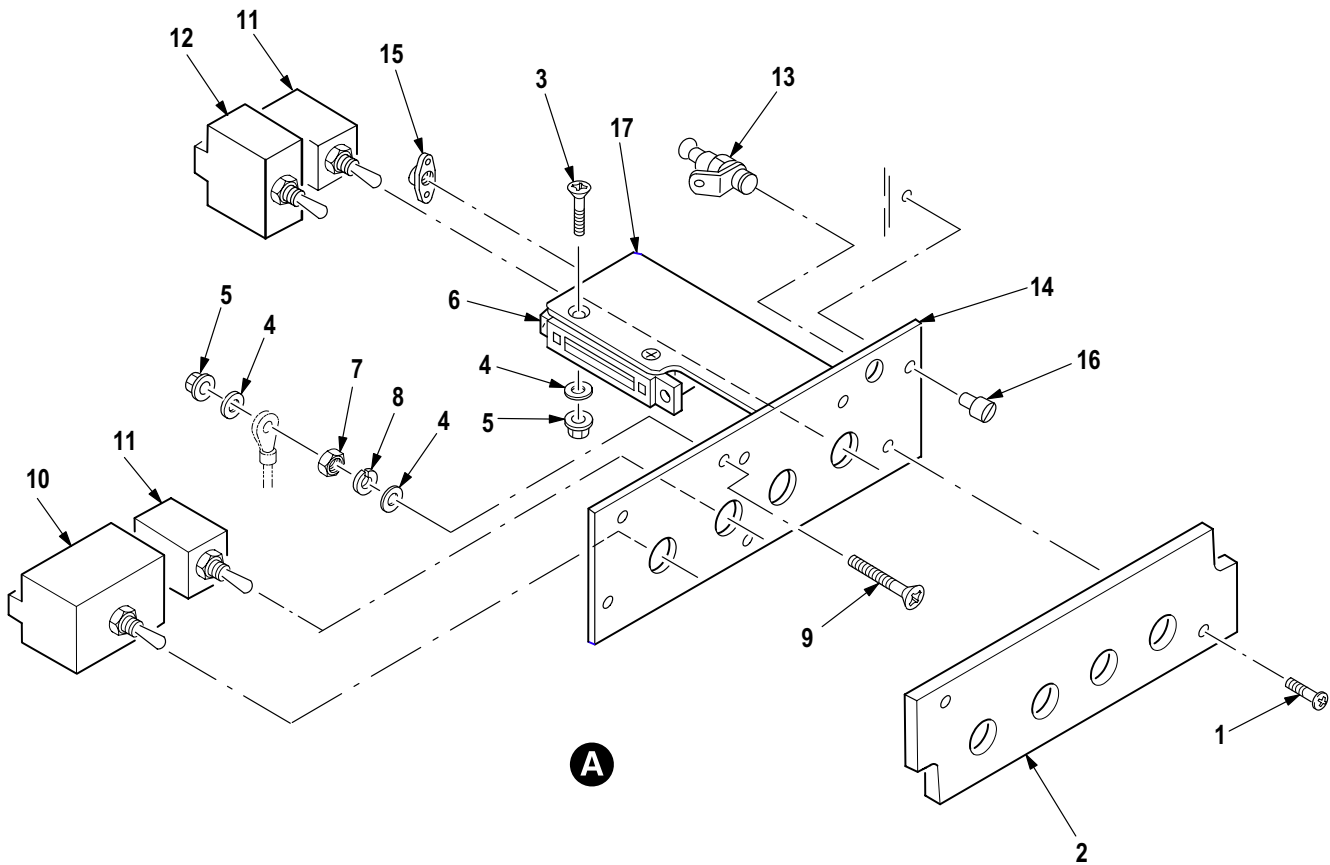
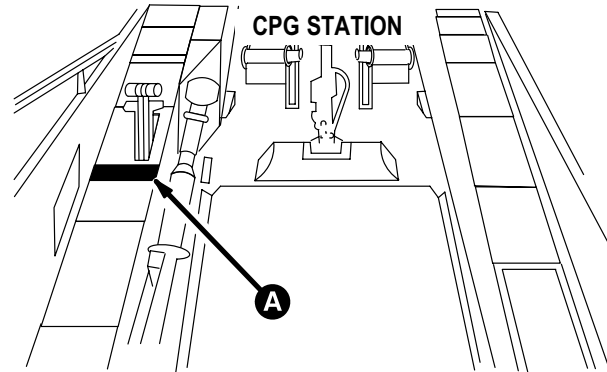
(1) ITEM NO.	(2) SMR CODE	(3) CAGE	(4) PART NUMBER	(5) DESCRIPTION AND USABLE ON CODE (UOC)	(6) QTY
				Group 10 Fuel System Fig. 560 Tank, Fuel, Aircraft AFT 7-21 1641002 (Goodyear P/N 320-4-44734-101 (56221)) 7-51 1641302-001 (Goodyear P/N 320-4-44734-103 (56221)) See Fig. 558 for NHA	
1	PAOZZ	96906	MS21209F4-15	Insert, Screw Thread	8
2	PAOZZ	01556	3591-3CN0380	Insert, Screw Thread	1
END OF FIGURE					



M09-634D

Figure 561. Group 10 Panel Assembly, Fuel (Pilot)
7-31 1642069-605
7-31 1642069-607 A/C With MWO 1-1520-238-50-40 Incorporated

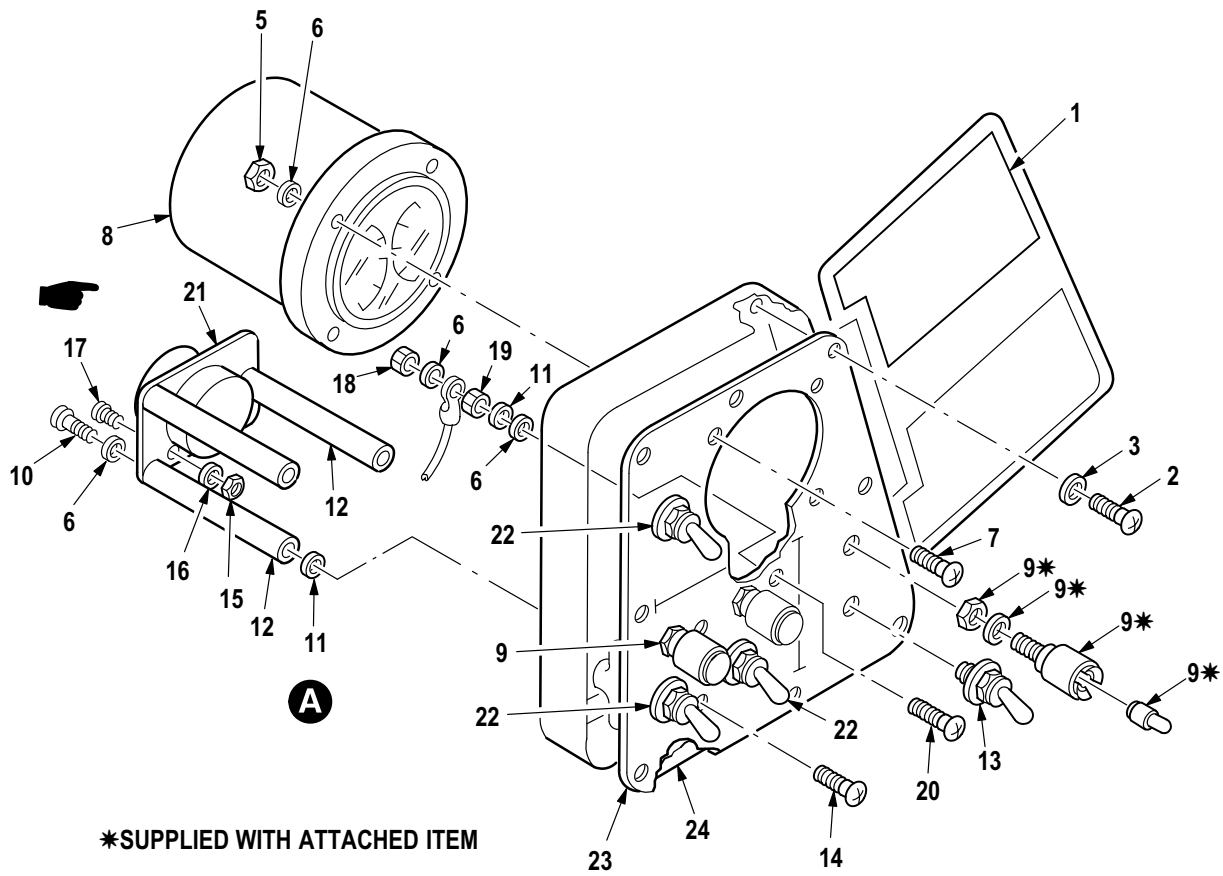
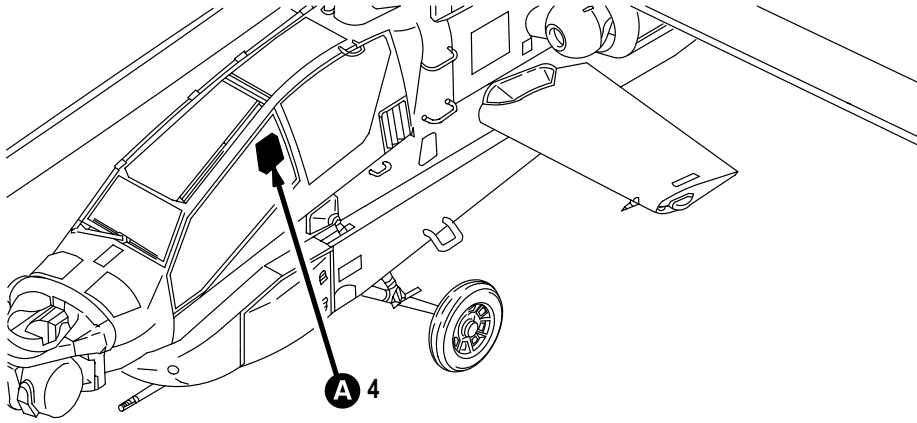
(1) ITEM NO.	(2) SMR CODE	(3) CAGE	(4) PART NUMBER	(5) DESCRIPTION AND USABLE ON CODE (UOC)	(6) QTY
				Group 10 Fuel System Fig. 561 Panel Assembly, Fuel (Pilot) 7-31 1642069-605 7-31 1642069-607 A/C With MWO 1-1520-238-50-40 Incorporated See Fig. 370 for NHA	
1	PAFZZ	80205	NAS601-9P	• Screw, Machine	4
2	PAOZZ	02731	7-31 1642067	• Panel, Indicating, Li (U/O P/N 7-311642069-605)	1
2	PAOZZ	02731	7-31 1642067-3	• Panel, Indicating L (U/O P/N 7-311642069-607)	1
3	PAFZZ	96906	MS24658-23D	• Switch, Toggle	2
4	PAFZZ	96906	MS24524-23	• Switch, Toggle	1
5	PAFZZ	96906	MS27406-1	• Switch, Toggle	1
6	PAFZZ	81349	M5594/2-1	• Switch, Toggle	1
7	PAFZZ	96906	MS21027A331	• Switch, Toggle	1
8	PAFZZ	96906	MS90335-3	• Connector, Receptacl	1
9	PAFZZ	96906	MS51957-34B	• Screw, Machine	4
10	PAFZZ	88044	AN960JD6L	• Washer, Flat	14
11	PAFFF	02731	7-31 1642311	• Cover, Access	5
12	PAFZZ	02731	HS4230A6001	• • Spacer, Sleeve	4
13	PAFZZ	02731	7-31 1642312	• Electronic Componen (U/O P/N 7-311642069-605)	1
13	PAFZZ	02731	7-31 1642312-3	• Electronic Componen (U/O P/N 7-311642069-607)	1
14	PAFZZ	80205	NAS43DD1-3N	• Spacer, Sleeve	4
15	PAFZZ	80205	MS21042L06	• Nut, Self-Locking, Ex	1
16	PAFZZ	80205	NAS671C6	• Nut, Plain, Hexagon	1
17	PAFZZ	96906	MS35338-41	• Washer, Lock	3
18	PAFZZ	96906	MS24693-C26	• Screw, Machine	3
19	PAFZZ	96906	MS24693C30	• Screw, Machine	1
20	PAFZZ	96906	MS51957-28	• Screw, Machine	2
21	PAFZZ	80205	NAS1786A06-44	• Post, Electrical-Mec	2
22	PAFZZ	02731	7-31 1B24612-01 1	• Wiring Harness, Bran (U/O P/N 7-311642069-605)	1
22	PAFZA	02731	7-31 1B24612-013	• Wiring Harness, Bran (U/O P/N 7-311642069-607)	1
23	PAFFF	02731	7-31 1642310	• Bracket, Mounting	1
24	PAFZZ	80205	MS21075L06N	• • Nut, Self-Locking, Pl	7
25	PAFFF	02731	7-31 1642068	• Support, Panel	1
26	PAFZZ	80205	MS21075L06N	• • Nut, Self-Locking, Pl	4
27	PAFZZ	02731	HS4148-1	• • Stud Assembly, Turnl	4
28	PAFZZ	8V613	7-31 1B25016-1	• Switch, Push (U/O P/N 7-311642069-607)	2
END OF FIGURE					



M09-388F

Figure 562. Group 10 Panel Assembly, Fuel (Copilot/Gunner)
7-31 1642307-5

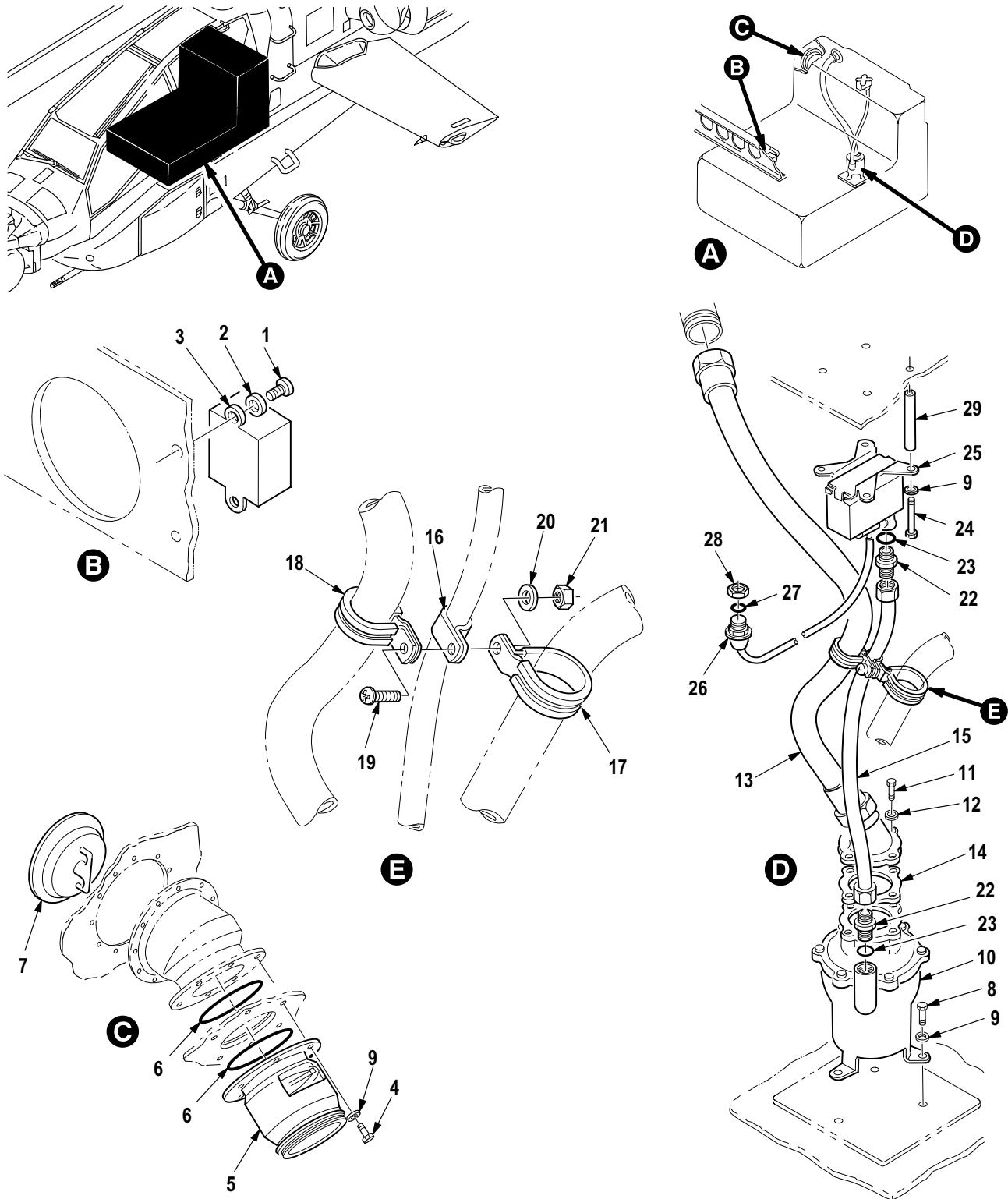
(1) ITEM NO.	(2) SMR CODE	(3) CAGE	(4) PART NUMBER	(5) DESCRIPTION AND USABLE ON CODE (UOC)	(6) QTY
				Group 10 Fuel System Fig. 562 Panel Assembly, Fuel (Copilot/Gunner) 7-31 1642307-5 See Fig. 370 for NHA	
1	PAFZZ	80205	NAS601-9P	• Screw, Machine	2
2	PAOZZ	02731	7-21 1642301-3	• Panel, Ind Light, Fue	1
3	PAFZZ	96906	MS24693S28	• Screw, Machine	2
4	PAFZZ	88044	AN960JD6L	• Washer, Flat	4
5	PAFZZ	80205	MS21042L06	• Nut, Self-Locking, Ex	3
6	PAFZZ	02731	7-31 1B24618-003	• Wiring Harness, Bran	1
7	PAFZZ	80205	NAS671C6	• Nut, Plain, Hexagon	1
8	PAFZZ	96906	MS35338-41	• Washer, Lock	1
9	PAFZZ	96906	MS24693S30	• Screw, Machine	1
10	PAFZZ	96906	MS24660-23G	• Switch, Toggle	1
11	PAFZZ	96906	MS21027A331	• Switch, Toggle	2
12	PAFZZ	81349	M5594/2-1	• Switch, Toggle	1
13	PAFZA	96906	MS90335-3	• Connector, Receptacl	1
14	PAFFF	02731	7-31 1642302-1 1	• Support, Panel	1
15	PAFZZ	80205	MS21075L06N	•• Nut, Self-Locking, Pl	2
16	PAFZZ	02731	HS4148-1	•• Stud Assembly, Turnl	2
17	MFFZZ	02731	7-31 1642302-13	•• Bracket	1
END OF FIGURE					



M09-1149B

Figure 563. Group 10 Refueling and Transfer Fuel System (Panel Assembly)
7-31 1642020

(1) ITEM NO.	(2) SMR CODE	(3) CAGE	(4) PART NUMBER	(5) DESCRIPTION AND USABLE ON CODE (UOC)	(6) QTY
				Group 10 Fuel System Fig. 563 Refueling and Transfer Fuel System (Panel Assembly) 7-31 1642020	
1	XDOZZ	02731	7-31 1642518	• Decal	1
2	PAOZZ	80205	NAS1403-2	• Screw, Machine	8
3	PAOZZ	88044	AN960JD10L	• Washer, Flat	7
4	PAOFF	02731	7-31 1642520	• Panel Assy, Refuelin	1
5	PAFZZ	96906	MS21044B06	•• Nut, Self-Locking, He	4
6	PAFZZ	88044	AN960JD6L	•• Washer, Flat	9
7	PAFZZ	96906	MS35214-29	•• Screw, Machine	4
8	PAOZZ	02731	7-21 1C20011	•• Indicator, Refueling	1
9	PAOZZ	96906	MS25041-6-327	•• Light, Indicator	3
10	PAFZZ	80205	NAS601-6P	•• Screw, Machine	3
11	PAFZZ	96906	MS35338-41	•• Washer, Lock	7
12	PAFZZ	80205	NAS1786A06-56	•• Post, Electrical-Mec	3
13	PAFZZ	96906	MS24524-23	•• Switch, Toggle	1
14	PAFZZ	96906	MS24693S26	•• Screw, Machine	3
15	PAFZZ	80205	MS21042L04	•• Nut, Self-Locking, Ex	4
16	PAFZZ	88044	AN960JD4L	•• Washer, Flat	4
17	PAFZZ	80205	NAS600-6P	•• Screw, Machine	4
18	PAFZZ	80205	MS21042L06	•• Nut, Self-Locking, Ex	1
19	PAFZZ	80205	NAS671C6	•• Nut, Plain, Hexagon	1
20	PAFZZ	96906	MS24693S30	•• Screw, Machine	1
21	XDFZZ	02731	7-31 1642314	•• Bracket	1
22	PAOZZ	96906	MS24523-22	•• Switch, Toggle	3
23	PAFFF	02731	7-31 1642517	•• Panel, Indicator	1
24	MFFZZ	02731	7-31 1642517-5	••• Seal,Gasket	1
END OF FIGURE					



M09-394J

Figure 564. Group 10 Refueling and Transfer Fuel System (FS 135 to FS 168)
7-31 1642020

(1) ITEM NO.	(2) SMR CODE	(3) CAGE	(4) PART NUMBER	(5) DESCRIPTION AND USABLE ON CODE (UOC)	(6) QTY
				Group 10 Fuel System Fig. 564 Refueling and Transfer Fuel System (FS 135 to FS 168) 7-31 1642020	
1	PAOZZ	80205	NAS601-6P	• Screw, Machine	4
2	PAOZZ	80205	NAS620-6L	• Washer, Flat	2
3	PAOZZ	02731	7-31 1642111	• Switch, Isolation	1
4	PAOZZ	80205	NAS6704U3	• Bolt, Shear	6
5	PAOFF	02731	7-1 17420021-5	• Valve, Fuel System (See Fig. 569 for Breakdown)	2
6	PAOZZ	96906	MS29513-237	• O-Ring	2
7	PAOZZ	02731	7-31 1642024-3	• Cap Assembly, Fuel	1
8	PAOZZ	80205	NAS6704U2	• Bolt, Shear	4
9	PAOZZ	88044	AN960PD416L	• Washer, Flat	13
10	PAODD	02731	7-21 1642002-9	• Valve, Shutoff	1
11	PAOZZ	80205	NAS6703U4	• Bolt, Shear	4
12	PAOZZ	88044	AN960JD10L	• Washer, Flat	4
13	PAOZZ	02731	7-21 1642006	• Hose Assembly, Nonme	1
14	PAOZZ	96906	MS27194-16	• Gasket	1
15	PAOZZ	02731	7-1 17420010-7	• Hose Assembly, Nonme	1
16	XDOZZ	88044	AN742H7	• Clamp, L00P	1
17	PAOZZ	96906	MS21919WCF30	• Clamp, Loop	1
18	PAOZZ	96906	MS21919WCF18	• Clamp, Loop	1
19	PAOZZ	96906	MS51958-64	• Screw, Machine	1
20	PAOZZ	80205	NAS620C10L	• Washer, Flat	1
21	PAOZZ	96906	MS21044C3	• Nut, Self-Locking, He	1
22	PAOZZ	96906	MS21902D4	• Nipple, Boss	2
23	PAOZZ	96906	MS29512-04	• O-Ring	2
24	PAOZZ	80205	NAS6704U58	• Bolt, Shear	4
25	PAOOO	02731	7-21 1642003-1 1	• Valve, Solenoid	1
26	XAOOO	81349	M83723-74A1002N	• Connector	1
27	PAOZZ	81349	M25988/1-019	• O-Ring	1
28	PAOZZ	96906	MS3186-A-106W	• Nut, Plain, Hexagon	1
29	XDOZZ	80205	NAS43DD4-224FC	• Spacer, Sleeve	4
END OF FIGURE					

(1) ITEM NO.	(2) SMR CODE	(3) CAGE	(4) PART NUMBER	(5) DESCRIPTION AND USABLE ON CODE (UOC)	(6) QTY
				Group 10 Fuel System Fig. 565 Refueling and Transfer Fuel System (FS 176 to FS 230) 7-31 1642020	
1	PAOZZ	80205	NAS6704U3	• Bolt, Shear	12
2	PAOZZ	88044	AN960PD416L	• Washer, Flat	24
3	PAOZZ	02731	7-21 1642014-3	• Valve, Fuel	1
4	PAOZZ	96906	MS29513-235	• O-Ring	2
5	PAOZZ	79326	W701-16DE	• Coupling Assembly, T	4
6	PAOZZ	96906	MS29513-216	• O-Ring	8
7	PAOZZ	02731	7-21 1642101	• Restrictor, Fluid Fl	1
8	PAOZZ	02731	7-21 1642019-5	• Connector, Fuelline	1
9	PAOZZ	80205	MS21042-4	• Nut, Self-Locking, Ex	7
10	PAOZZ	80205	NAS6604-7	• Bolt, Shear	4
11	PAOZZ	02731	7-21 1642005-3	• Fitting, Refuel, Line	1
12	PAOZZ	96906	MS27194-24	• Gasket	1
13	PAOZZ	80205	NAS6604H2	• Bolt, Shear	8
14	PAOOO	02731	7-31 1642001	• Manifold, Fuel Servi (See Fig. 568 for Breakdown)	1
15	PAOZZ	80205	MS21042-3	• Nut, Self-Locking, Ex	2
16	PAOZZ	88044	AN960JD10L	• Washer, Flat	10
17	PAOZZ	80205	NAS6603-3	• Bolt, Shear	2
18	PAOZZ	02731	7-21 1642013	• Bracket, Angle	1
19	PAOZZ	02731	HS4218D32NB	• Strap, Retaining	1
20	PAOZZ	02731	7-21 1642008	• Hose Assembly, Nonme	1
21	PAOZZ	02731	HS4724-16DE	• Coupling, Clamp, Groo	1
22	PAOZZ	96906	MS9021-214	• O-Ring	2
23	PAOZZ	02731	HS4724-8DE	• Coupling, Clamp, Groo	1
24	PAOZZ	99207	R1307P015	• O-Ring	4
25	PAOZZ	80205	NAS6603-31	• Bolt, Shear	4
26	PAOZZ	88044	AN960JD10	• Washer, Flat	4
27	PAOZZ	02731	7-21 1642091	• Fitting, Transfer, Va	1
28	PAOZZ	96906	MS29513-123	• Packing, Preforme	2
29	PAODD	02731	7-21 1642004	• Valve, Shutoff, Fuel	1
30	PAOZZ	80205	NAS6604H3	• Bolt, Shear	4
31	PAOZZ	02731	HS306-326H	• Washer, Flat	4
32	PAOFF	02731	7-21 1642011-3	• Bracket, Mounting	1
33	PAOFF	02731	7-21 1642011-5	• Bracket Assy, Valve	1
34	PAFZZ	96906	MS21076L4	• Nut, Self-Locking, PI (U/O P/N 7-211642011-5)	1
35	PAFZZ	02731	HS4153-02	• Nut, Self-Locking, PI	2
36	PAOZZ	02731	7-21 1642009	• Hose Assembly, Refue	1
36	PAOZZ	02731	7-21 1642009-3	• Hose Assembly, Refue Used With Under-Sized Fuel Cells	1
37	PAOZZ	02731	7-21 1642015-3	• Valve, Breakway	1
END OF FIGURE					

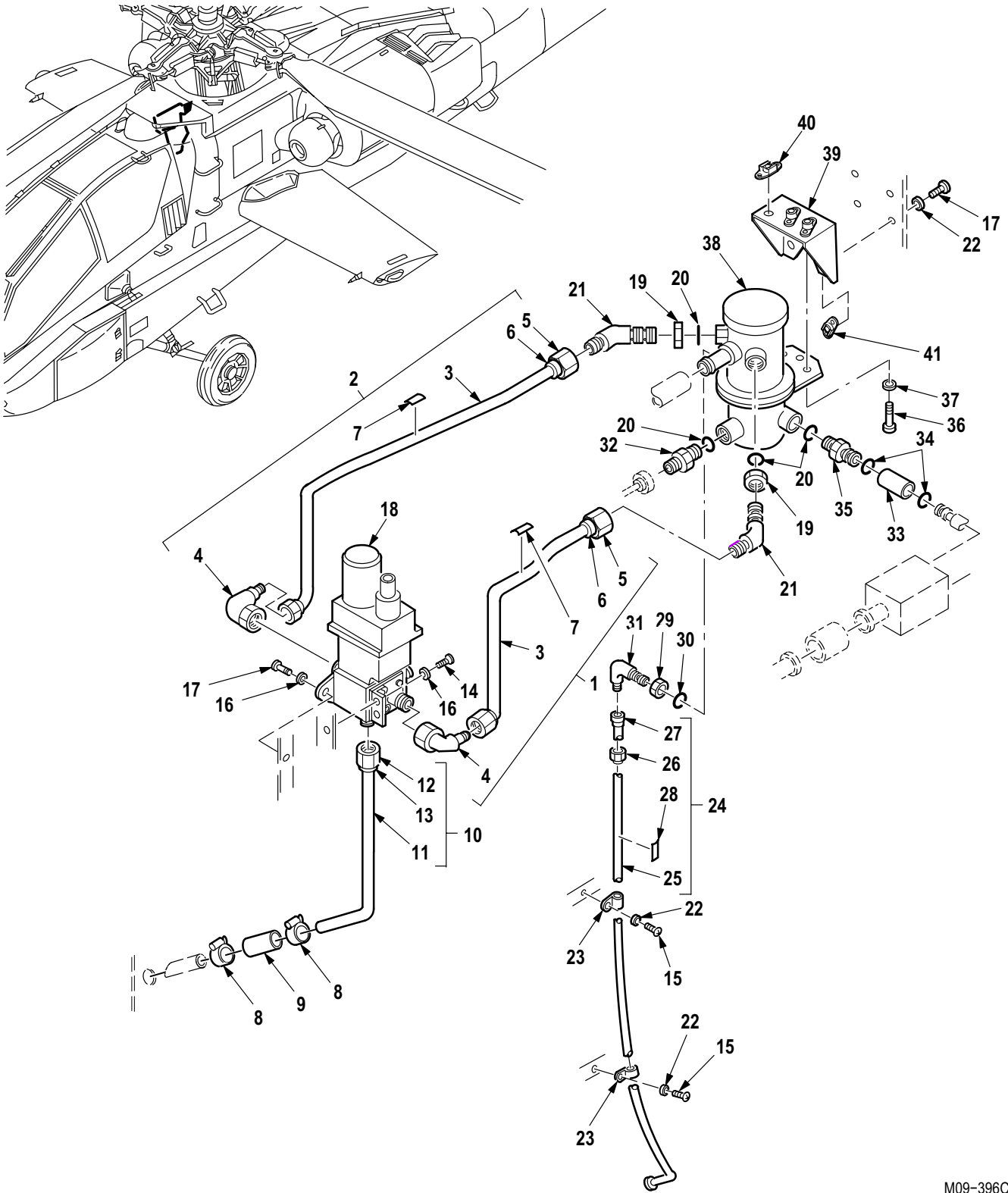
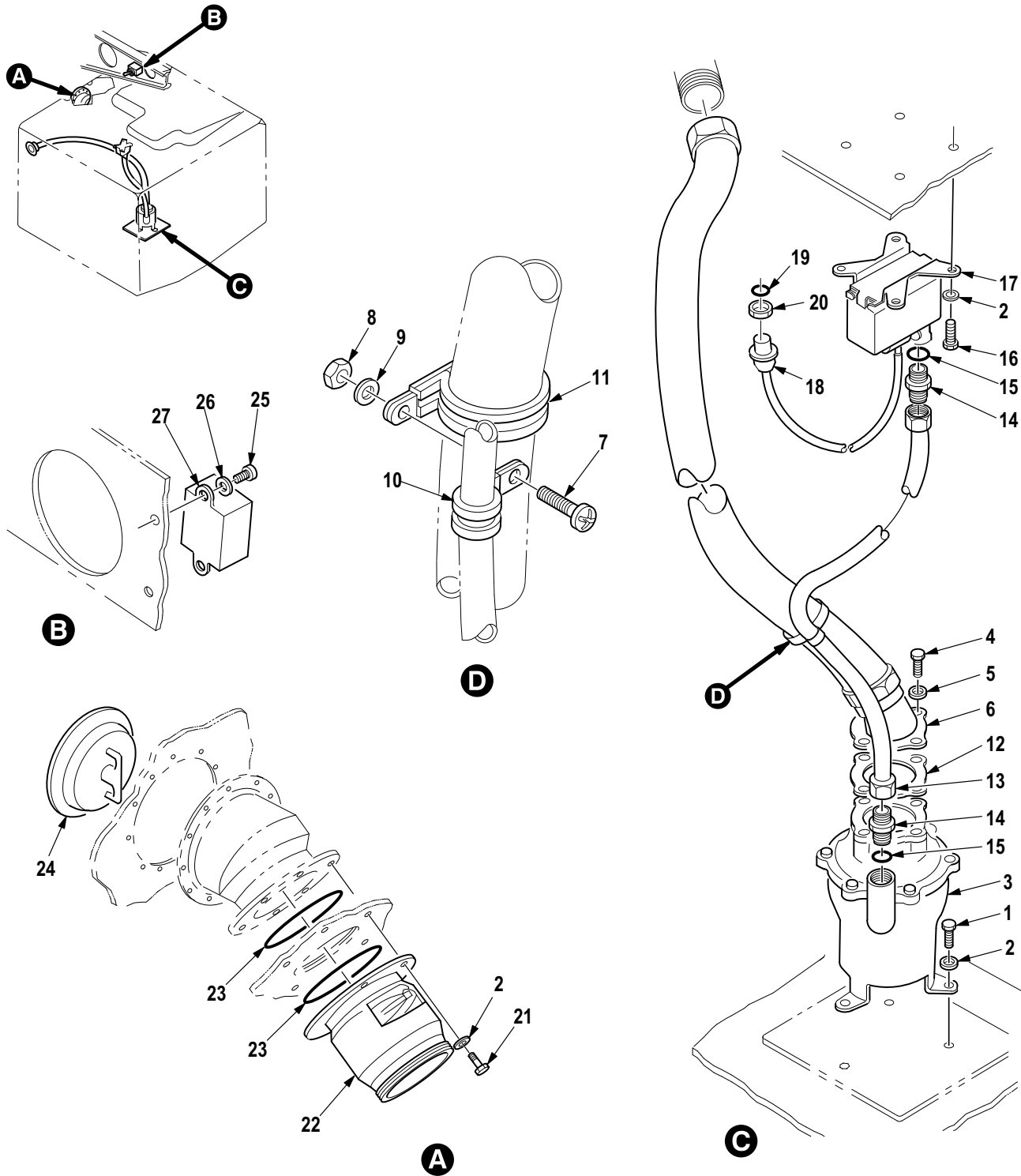


Figure 566. Group 10 Refueling and Transfer Fuel System (Air Valve and Fuel Pump)
7-31 1642020

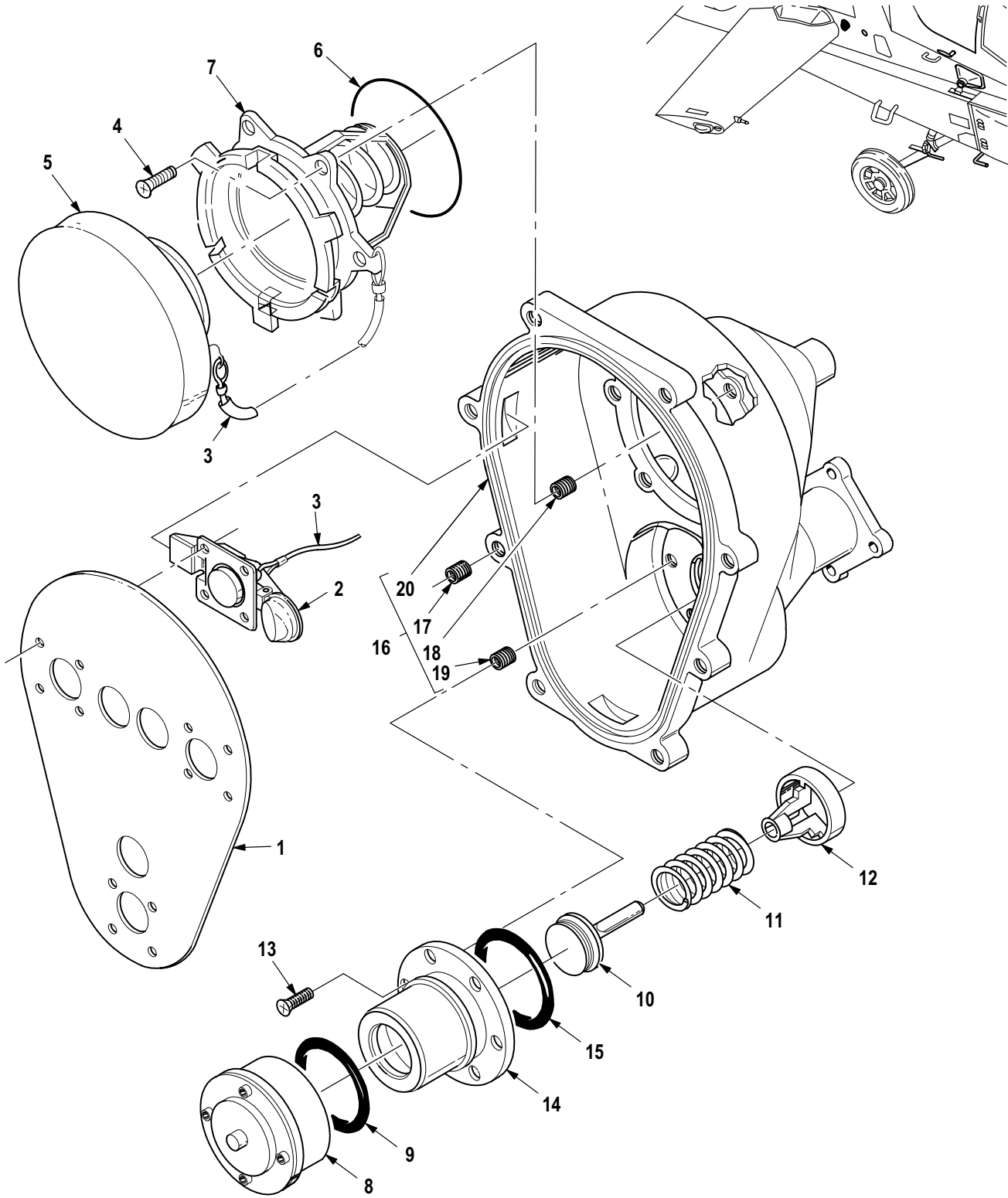
(1) ITEM NO.	(2) SMR CODE	(3) CAGE	(4) PART NUMBER	(5) DESCRIPTION AND USABLE ON CODE (UOC)	(6) QTY
				Group 10 Fuel System Fig. 566 Refueling and Transfer Fuel System (Air Valve and Fuel Pump) 7-31 1642020	
1	MFOFF	02731	7-31 1642510	• Tube Assy	1
2	MFOFF	02731	7-31 1642509	• Tube Assy	1
3	MFFZZ	02731	7-31 1642509-3	•• Tube (U/W P/N 7-311642509 Tube)	1
3	MFFZZ	02731	7-31 1642510-3	•• Tube (U/W P/N 7-311642510 Tube)	1
4	PAFZZ	02731	HS4519-8D	•• Elbow, Tube to Boss	2
5	PAFZZ	96906	MS21921-8D	•• Nut, Tube Coupling	4
6	PAFZZ	96906	MS21922-8	•• Sleeve, Clinch, Tube	4
7	XDFZZ	02731	HS4367-1	•• Plate, Identificatio	1
8	PAOZZ	80205	NAS1922-0075-1	• Clamp, Hose	2
9	PAOZZ	02731	7-31 1642516	• Hose, Nonmetallic	1
10	MFOFF	02731	7-31 1642513	• Tube Assy	1
11	MFFZZ	02731	7-31 1642513-3	•• Tube	1
12	PAFZZ	96906	MS21921-8D	•• Nut, Tube Coupling	2
13	PAFZZ	96906	MS21922-8	•• Sleeve, Clinch, Tube	2
14	PAOZZ	80205	NAS1403-2	• Screw, Machine	2
15	PAOZZ	80205	NAS603-8	• Screw, Machine	2
16	PAOZZ	88044	AN960JD10L	• Washer, Flat	3
17	PAOZZ	80205	NAS1403-3	• Screw, Machine	6
18	PAODD	02731	7-21 1642092	• Valve, Fuel Transfer	1
19	PAOZZ	81352	AN924-8D	• Nut, Plain, Hexagon	2
20	PAOZZ	96906	MS29512-08	• O-Ring	1
21	PAOZZ	96906	MS21907D8	• Elbow, Tube	2
22	PAOZZ	88044	AN960JD10	• Washer, Flat	6
23	PAOZZ	81349	M85052/1-7	• Clamp, Loop	2
24	MFOFF	02731	7-31 1642512	• Tube Assy	1
25	MFFZZ	02731	7-31 1642512-3	•• Tube	1
26	PAFZZ	96906	MS21921D4	•• Nut, Tube Coupling	2
27	PAFZZ	96906	MS21922-4	•• Sleeve, Clinch, Tube	2
28	XDFZZ	02731	HS4367-2	•• Plate, Identificatio	1
29	PAOZZ	98897	LS12906-184	• Nut, Plain, Hexagon	1
30	PAOZZ	96906	MS29512-04	• O-Ring	1
31	PAOZZ	96906	MS21908D4	• Elbow, Tube	1
32	PAOZZ	02731	7-21 1642055	• Tube Assembly, Metal	1
33	PAOZZ	02731	HS4724-8DE	• Coupling, Clamp, Groo	1
34	PAOZZ	99207	R1307P015	• O-Ring	4
35	PAOZZ	02731	7-21 1642054	• Connector, Fluid, Pum	1
36	PAOZZ	80205	NAS1304-5	• Bolt, Machine	3
37	PAOZZ	88044	AN960JD416	• Washer, Flat	3
38	PAODD	02731	7-21 1642052-9	• Pump, Submerged, Airc	1
39	PAOOO	02731	7-21 1642053	• Bracket Assembly, Pu	1
40	PAOZZ	96906	MS21075-4	•• Nut, Self-Locking, Pl	3
41	PAOZZ	96906	MS21075-3	•• Nut, Self-Locking, Pl	4
END OF FIGURE					



M09-635E

Figure 567. Group 10 Refueling and Transfer Fuel System (FS 230 to FS 280)
7-31 1642020

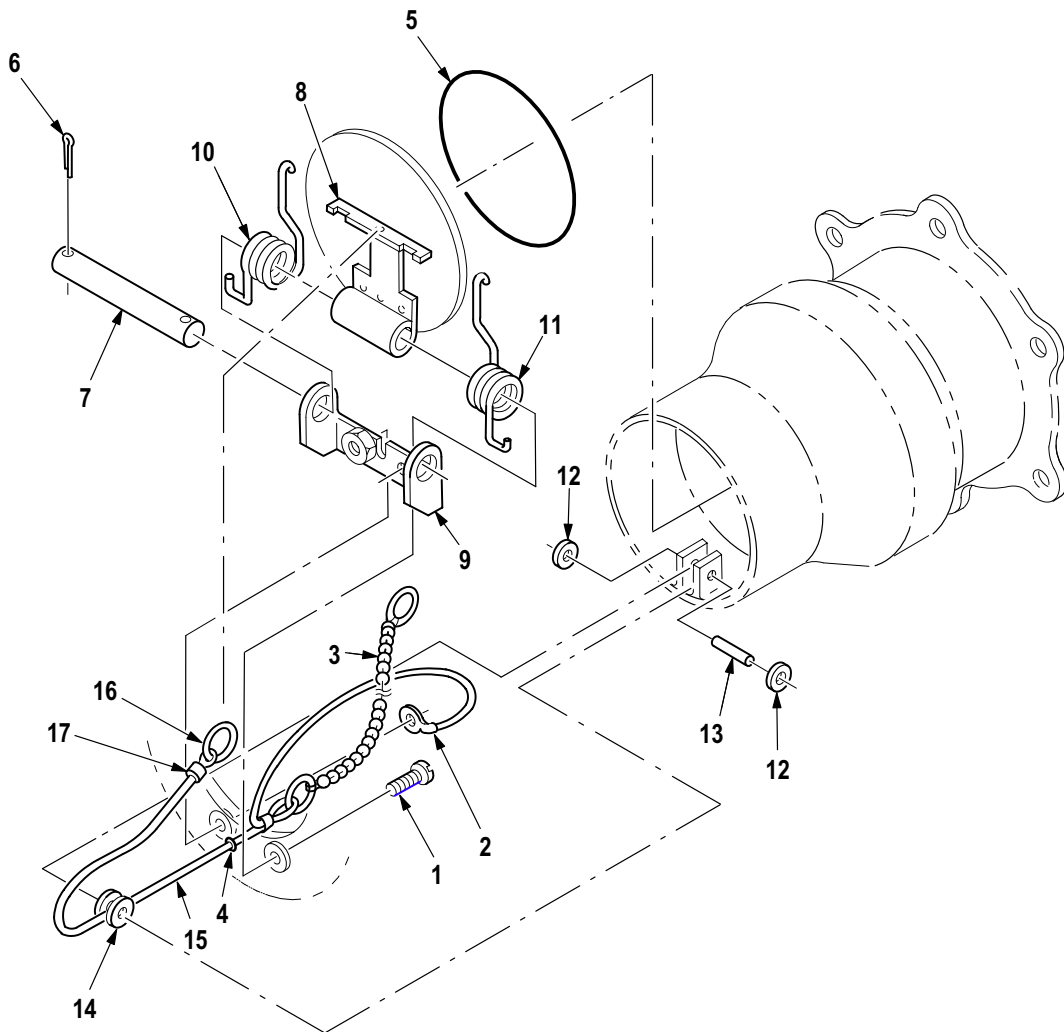
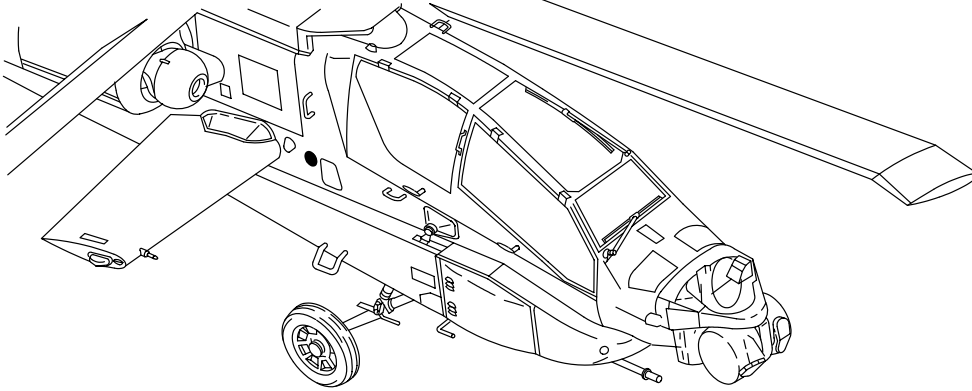
(1) ITEM NO.	(2) SMR CODE	(3) CAGE	(4) PART NUMBER	(5) DESCRIPTION AND USABLE ON CODE (UOC)	(6) QTY
				Group 10 Fuel System Fig. 567 Refueling and Transfer Fuel System (FS 230 to FS 280) 7-31 1642020	
1	PAOZZ	80205	NAS6704U2	• Bolt, Shear	4
2	PAOZZ	88044	AN960PD416L	• Washer, Flat	13
3	PAODD	02731	7-21 1642002-9	• Valve, Shutoff	1
4	PAOZZ	80205	NAS6703U4	• Bolt, Shear	4
5	PAOZZ	88044	AN960JD10L	• Washer, Flat	4
6	PAOZZ	02731	7-21 1642007	• Hose Assy, Refueling	1
7	PAOZZ	96906	MS51958-63	• Screw, Machine	1
8	PAOZZ	96906	MS21044C3	• Nut, Self-Locking, He	1
9	PAOZZ	80205	NAS620C10L	• Washer, Flat	1
10	XDOZZ	88044	AN742H7	• Clamp, Loop	1
11	PAOZZ	96906	MS21919WCF18	• Clamp, Loop	1
12	PAOZZ	96906	MS27194-16	• Gasket	1
13	PAOZZ	02731	7-1 17420010-9	• Hose Assembly, Nonme	1
14	PAOZZ	96906	MS21902D4	• Nipple, Boss	2
15	PAOZZ	96906	MS29512-04	• O-Ring	2
16	PAOZZ	80205	NAS6704U1	• Bolt, Shear	4
17	PAOOO	02731	7-21 1642003-13	• Valve, Solenoid	1
18	XAOOO	81349	M83723-74A1002N	•• Connector	1
19	PAOZZ	81349	M25988/1-019	••• O-Ring	1
20	PAOZZ	96906	MS3186-A-106W	••• Nut, Plain, Hexagon	1
21	PAOZZ	80205	NAS6704U3	• Bolt, Shear	6
22	PAOFF	02731	7-1 17420021-5	• Valve, Fuel System (See Fig 569 for Breakdown)	2
23	PAOZZ	96906	MS29513-237	• O-Ring	2
24	PAOZZ	02731	7-31 1642024-3	• Cap Assembly, Fuel	1
25	PAOZZ	80205	NAS601-6P	• Screw, Machine	4
26	PAOZZ	80205	NAS620-6L	• Washer, Flat	2
27	PAOZZ	02731	7-31 1642111	• Switch, Isolation	1
END OF FIGURE					



M09-941C

Figure 568. Group 10 Manifold, Fuel Service
7-31 1642001 (707600-3 (96124))

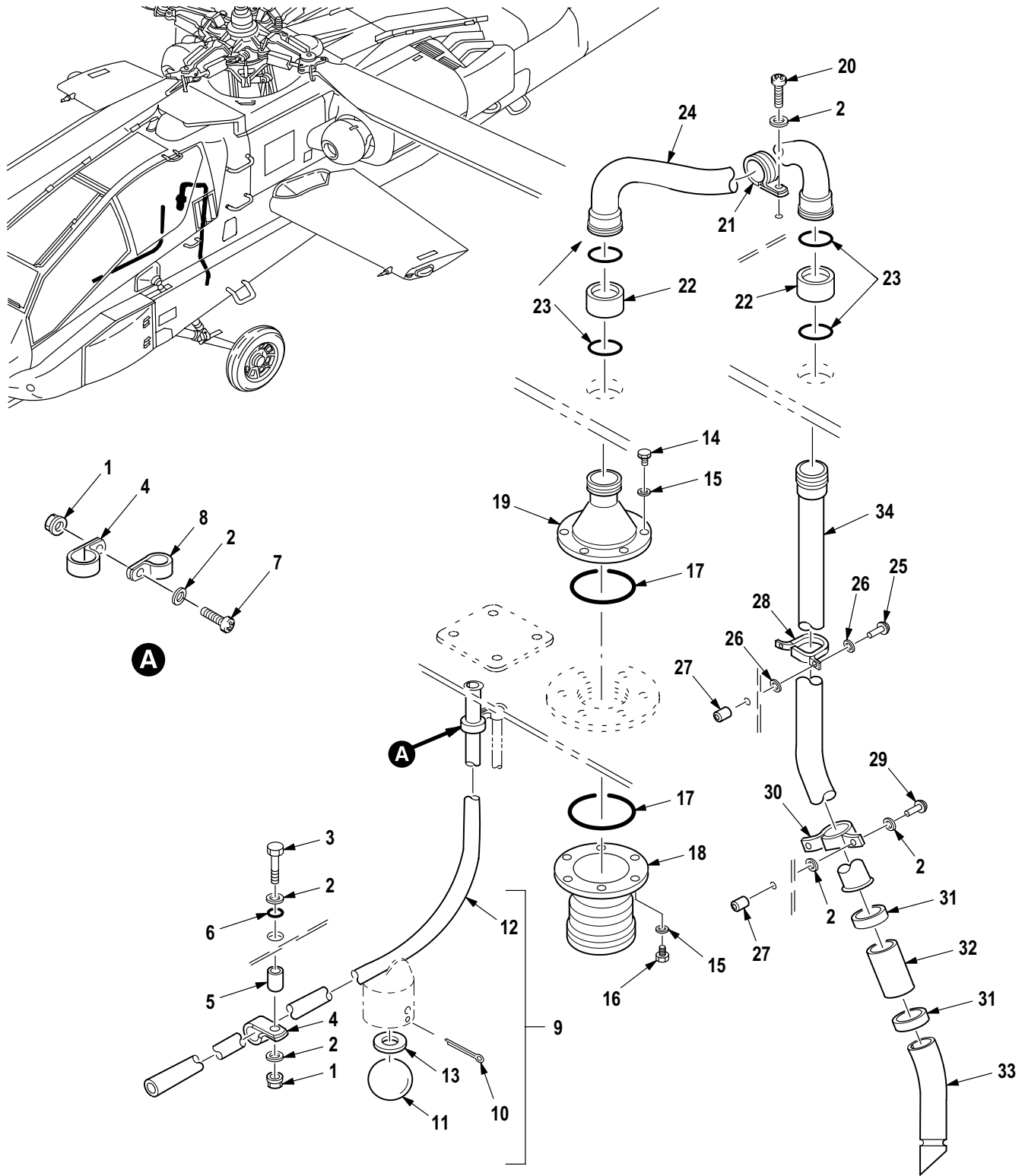
(1) ITEM NO.	(2) SMR CODE	(3) CAGE	(4) PART NUMBER	(5) DESCRIPTION AND USABLE ON CODE (UOC)	(6) QTY
				Group 10 Fuel System Fig. 568 Manifold, Fuel Service 7-31 1642001 (707600-3 (96124)) See Fig. 565 for NHA	
1	PAOZZ	96124	707604-1	• Cover, Manifold, Fuel	1
2	PAOZZ	83014	H600K1528	• Latch, Manifold, Fuel	3
3	PAOZZ	96124	744075	• Wire Rope Assembly,	2
4	PAOZZ	96906	MS24693C273	• Screw, Machine	6
5	PAOZZ	96906	MS29526-2	• Cap, Filler Opening	1
6	PAOZZ	96124	AS113-68-153	• O-Ring	1
7	PAOZZ	96124	701500-2	• Adapter, Pressure Fu	1
8	PAOOO	96124	707616-1	• Cap Assy, Manifold	1
9	PAOZZ	96124	AS113-29-133	• O-Ring	1
10	PAOZZ	96124	707623-1	• Poppet, Manifold	1
11	PAOZZ	96124	744015	• Spring, Helical, Comp	1
12	PAOZZ	96124	744011-3	• Spider, Refueling Mo	1
13	PAOZZ	96906	MS24693-C50	• Screw, Machine	6
14	PAOZZ	96124	707606-1	• Nipple, Fuel Manifol	1
15	PAOZZ	96124	AS113-68-135	• O-Ring	1
16	PAOOO	96124	707602-3	• Housing Assembly, Ma	1
17	PAOZZ	80205	NAS1394-4L	•• Insert, Screw Thread	8
18	PAOZZ	96906	MS21209C0815	•• Insert, Screw Thread	6
19	PAOZZ	96906	MS21209F1-15	•• Insert, Screw Thread	6
20	XAOZZ	96124	707602-103	•• Housing	1
END OF FIGURE					



M09-1138B

Figure 569. Group 10 Valve, Fuel-Defuel
7-117420021-5, (457-780-1 (99321))

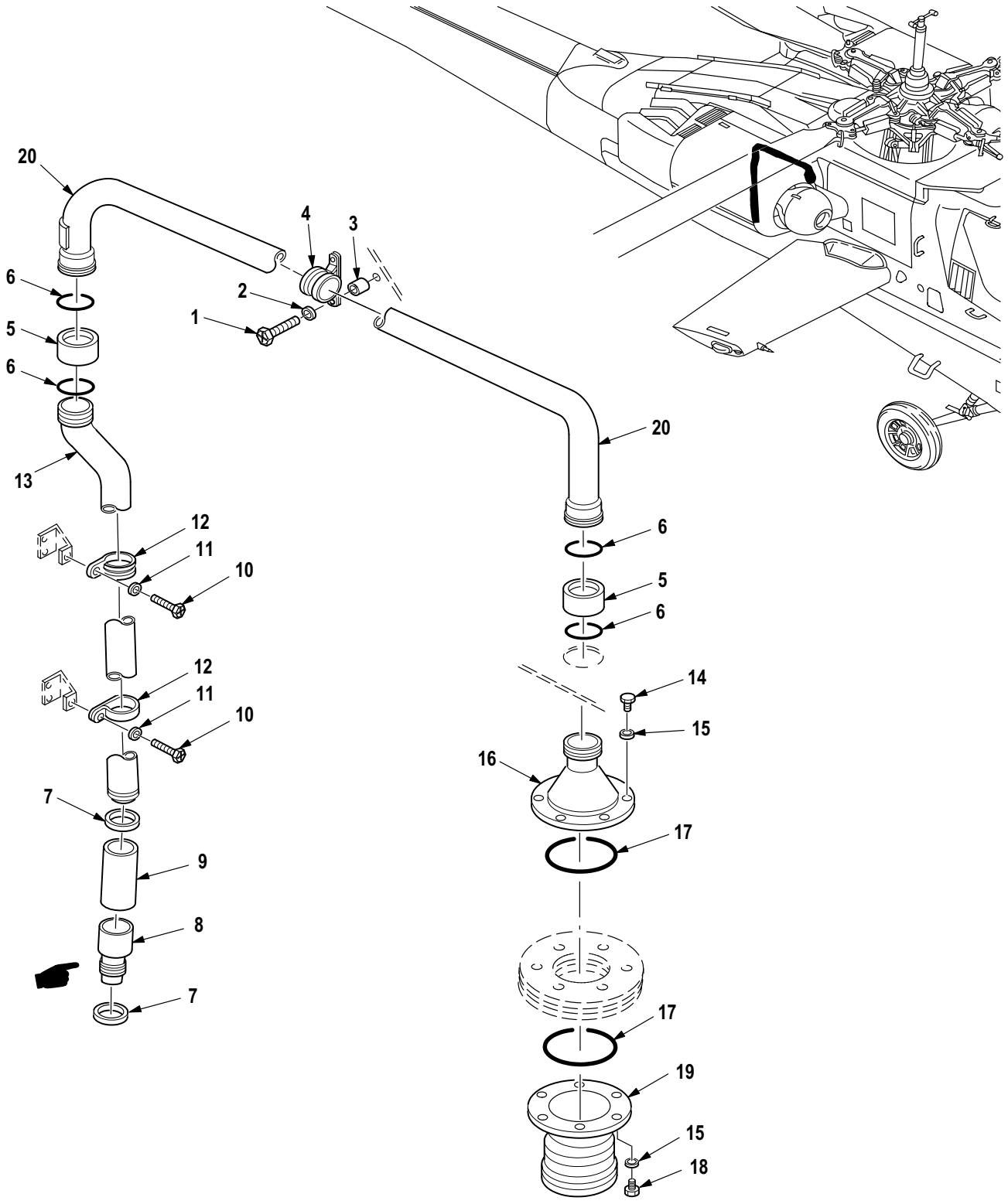
(1) ITEM NO.	(2) SMR CODE	(3) CAGE	(4) PART NUMBER	(5) DESCRIPTION AND USABLE ON CODE (UOC)	(6) QTY
				Group 10 Fuel System Fig. 569 Valve, Fuel-Defuel 7-1 17420021-5, (457-780-1 (99321)) See Figs. 564 and 567 for NHA	
1	PAOZZ	96906	MS35275-231	• Screw, Machine	2
2	PAOZZ	99321	457-788	• Grommet, Cable	1
3	PAOZZ	99321	417-126-13 1/2	• Chain Assembly, Fuel	1
4	PAFZZ	96906	MS29513-002	• Packing, Preformed	1
5	PAOZZ	81349	M25988/1-229	• Packing, Preformed	1
6	PAFZZ	96906	MS9245-25	• Pin, Cotter	2
7	PAFZZ	99321	457-786	• Spring, Helical, Tors	1
8	PAFZZ	99321	457-783	• Flapper, Assembly, De	1
9	PAFZZ	99321	457-785	• Flapper Support, Def	1
10	PAFZZ	99321	457-787-1	• Spring, Cable Suppor	1
11	PAFZZ	99321	457-787-2	• Spring, Cable Suppor	1
12	PAFZZ	10001	1225370-4	• Ring, Retaining	2
13	PAFZZ	99321	457-318	• Pulley, Flat	1
14	PAFZZ	99321	457-317	• Pulley, Defuel Syste	1
15	PAFZZ	99321	457-789	• Cable Assy, Defuel	1
16	PAFZZ	99321	417-128	• Ring, Valve	1
17	PAFZZ	96906	MS51844-60	• Swaging Sleeve, Wire	1
END OF FIGURE					



M09-405G

Figure 570. Group 10 Fuel Vent System (Forward Cell)
7-31 1642050

(1) ITEM NO.	(2) SMR CODE	(3) CAGE	(4) PART NUMBER	(5) DESCRIPTION AND USABLE ON CODE (UOC)	(6) QTY
				Group 10 Fuel System Fig. 570 Fuel Vent System (Forward Cell) 7-31 1642050	
1	PAOZZ	96906	MS21043-3	• Nut, Self-Locking, Ex	2
2	PAOZZ	88044	AN960JD10L	• Washer, Flat	6
3	PAOZZ	80205	NAS6703U17	• Bolt, Shear	1
4	PAOZZ	88044	AN742D10	• Clamp, Loop	2
5	PAOZZ	80205	NAS43DD3-56	• Spacer, Sleeve	1
6	PAOZZ	80205	NAS1523AA3R	• Packing With Retain	1
7	PAOZZ	96906	MS27039C1-06	• Screw, Machine	1
8	PAOZZ	88044	AN742D6	• Clamp, Loop	1
9	PAOOO	02731	7-1 17420123	• Tube, Vent, Fuel Cell	1
10	PAOZZ	96906	MS24665-292	•• Pin, Cotter	1
11	XDOZZ	02731	7-1 17420123-9	•• Ball	1
12	XDOZZ	02731	7-1 17420123-3	•• Tube Assy	1
13	XAOZZ	80205	NAS1523AA9R	••• Packing With Ret	1
14	PAOZZ	80205	NAS6604H-1	• Bolt, Shear	6
15	PAOZZ	88044	AN960JD416	• Washer, Flat	12
16	PAOZZ	80205	NAS6704U1	• Bolt, Shear	6
17	PAOZZ	96906	MS29513-237	• O-Ring	2
18	PAOZZ	02731	7-31 1642402-3	• Valve, Relief, Pressu	1
19	PAOZZ	02731	7-31 1642027-3	• Adapter, Fuel Cell, V	1
20	PAOZZ	80205	NAS1403-3	• Screw, Machine	2
21	PAOZZ	96906	MS21919WDF24	• Clamp, Loop	1
22	PAOZZ	02731	HS4724-24DE	• Coupling, Clamp, Groo	2
23	PAOZZ	96906	MS29513-222	• O-Ring	4
24	PAOZZ	02731	7-21 1642097-7	• Tube Assembly, Metal	1
25	PAOZZ	80205	NAS1403-4	• Screw, Machine	2
26	PAOZZ	88044	AN960JD10	• Washer, Flat	4
27	PAOZZ	80205	NAS43DD3-1 1	• Spacer, Sleeve	2
28	PAOZZ	02731	HS4181A24	• Clamp, Loop	1
29	PAOZZ	80205	NAS1403-2	• Screw, Machine	2
30	PAOZZ	02731	HS4181A24N	• Clamp, Loop	2
31	PAOZZ	66295	WWD48-58H	• Clamp, Hose	4
32	PAOZZ	14711	47A111-1.50-1 1	• Hose, Nonmetallic	1
33	PAOZZ	02731	7-31 1642102-13	• Arrestor, Fuel Vent	1
34	PAOZZ	02731	7-31 1642103	• Tube Assembly, Metal	1
END OF FIGURE					



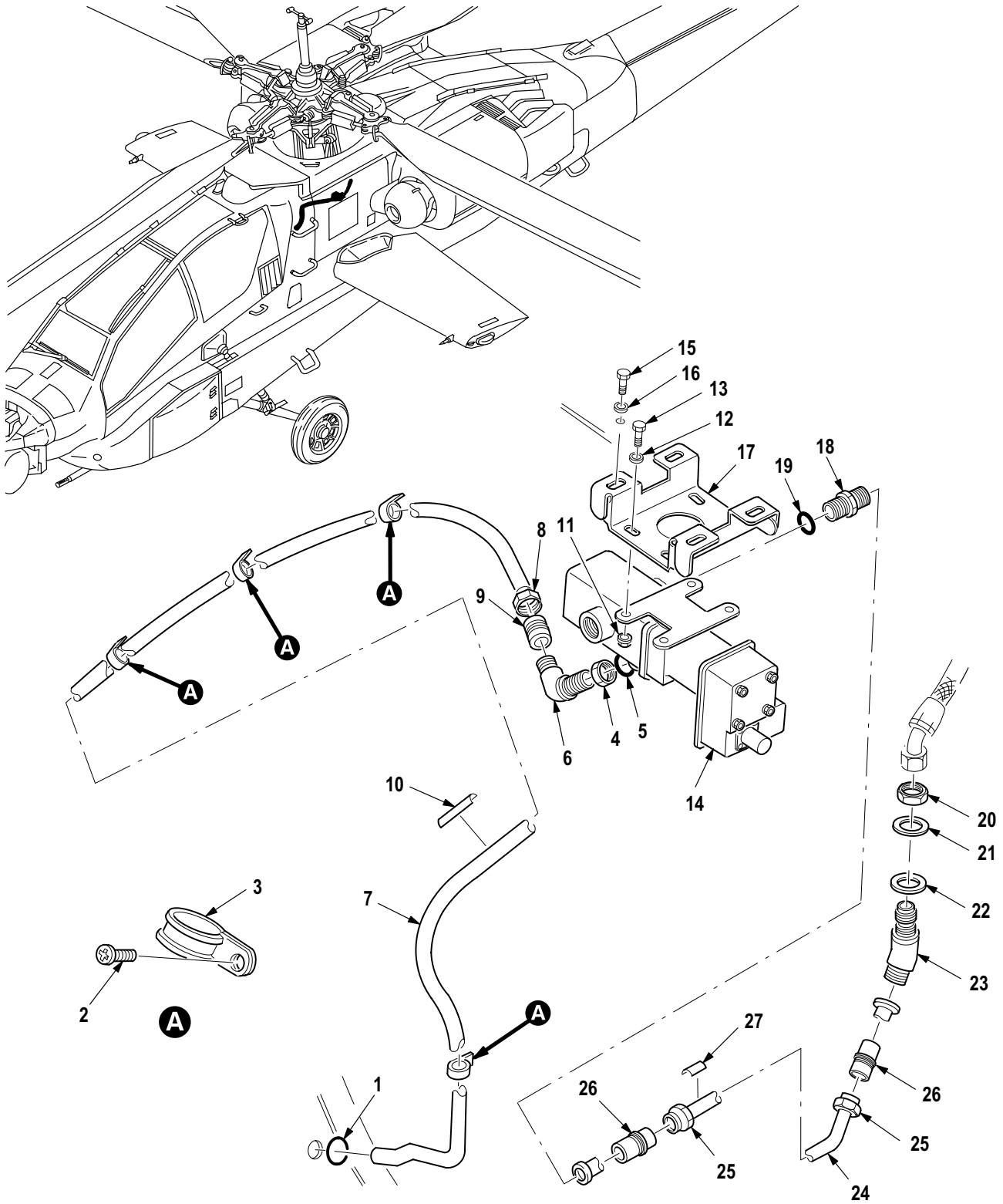
M09-406F

Figure 571. Group 10 Fuel Vent System (AFT Cell)
7-31 1642050

(1) ITEM NO.	(2) SMR CODE	(3) CAGE	(4) PART NUMBER	(5) DESCRIPTION AND USABLE ON CODE (UOC)	(6) QTY
				Group 10 Fuel System Fig. 571 Fuel Vent System (AFT Cell) 7-31 1642050	
1	PAOZZ	80205	NAS1096-3-18	• Screw, Machine	2
2	PAOZZ	88044	AN960JD10L	• Washer, Flat	2
3	PAOZZ	80205	NAS43DD3-42	• Spacer, Sleeve	2
4	PAOZZ	02731	HS4181A24N	• Clamp, Loop	2
5	PAOZZ	02731	HS4724-24DE	• Coupling, Clamp, Groo	2
6	PAOZZ	96906	MS29513-222	• O-Ring	4
7	PAOZZ	66295	WWD48-58H	• Clamp, Hose	2
8	PAOZZ	02731	7-21 1642029	• Arrestor, Fuel Vent	1
9	PAOZZ	02731	7-21 1642028	• Hose, Fuel Vent Syst	1
10	PAOZZ	80205	NAS1096-3-10	• Screw, Machine	2
11	PAOZZ	88044	AN960JD10	• Washer, Flat	2
12	PAOZZ	96906	MS21919WDF24	• Clamp, Loop	1
13	PAOZZ	02731	7-31 1642508	• Tube Assembly, Metal	1
14	PAOZZ	80205	NAS6604H-1	• Bolt, Shear	6
15	PAOZZ	88044	AN960JD416	• Washer, Flat	12
16	PAOZZ	02731	7-31 1642027-5	• Adapter, Fuel Cell, V	1
17	PAOZZ	96906	MS29513-237	• O-Ring	2
18	PAOZZ	80205	NAS6704U1	• Bolt, Shear	6
19	PAOZZ	02731	7-31 1642402-5	• Valve, Relief, Pressu	1
20	PAOZZ	02731	7-31 1642507	• Tube Assembly, Metal	1
END OF FIGURE					

(1) ITEM NO.	(2) SMR CODE	(3) CAGE	(4) PART NUMBER	(5) DESCRIPTION AND USABLE ON CODE (UOC)	(6) QTY
				Group 10 Fuel System Fig. 572 Engine Fuel Supply Installation (FS 172 to FS 222) 7-31 1642070	
1	PAOZZ	80205	NAS6704U2	• Bolt, Shear	3
2	PAOZZ	88044	NAS1149D0416L	• Washer, Flat	28
3	PAOZZ	02731	7-21 1642032	• Valve, Relief, Pressu	1
4	PAOZZ	02731	7-31 1642021	• Hose Assembly, Nonme	1
5	PAOZZ	80205	NAS6604-1	• Bolt, Shear	14
6	PAOZZ	96906	MS29513-226	• O-Ring	1
7	PAOZZ	02731	7-21 1642042-3	• Coupling Half, Self-	1
8	PAOZZ	80205	NAS7703-4	• Screw, Machine	9
9	PAOZZ	80205	NAS1149D0332J	• Washer, Flat	40
10	PAOZZ	96906	MS21919WDF26	• Clamp, Loop	6
11	PAOZZ	02731	7-21 1642034	• Hose Assembly, Nonme	1
12	PAOZZ	80205	MS21042-3	• Nut, Self-Locking, Ex	10
13	PAOZZ	96906	MS21919WDF24	• Clamp, Loop	2
14	PAOZZ	96906	MS21919WDF25	• Clamp, Loop	4
15	PAOZZ	88044	AN924-12D	• Nut, Plain, Hexagon	1
16	PAOZZ	88044	NAS1149D0963J	• Washer, Flat	1
17	PAOZZ	02731	7-21 1642023-7	• Hose Assembly, Nonme	1
18	PAOZZ	80205	NAS6604-4	• Bolt, Shear	3
19	MFFZZ	02731	7-1 17420064	• Gasket	1
20	PAOZZ	02731	7-21 1642041-3	• Valve, Fuel Subsystem	1
21	PAOZZ	96906	MS29513-125	• O-Ring	1
22	PAOZZ	80205	MS21042-4	• Nut, Self-Locking, Ex	2
23	PAOZZ	80205	NAS6604-19	• Bolt, Shear	4
24	PAOZZ	02731	HS306-326H	• Washer, Flat	4
25	PAOZZ	80205	NAS6603-5	• Bolt, Shear	12
26	PAOZZ	96906	MS27194-12-16	• Gasket	4
27	PAODD	02731	7-31 1642045	• Actuator, Electro-Me	1
27	PAODD	02731	7-31 1642045-3	• Valve Assembly A/C With MWO 1-1520-238-50-40 Incorporated	1
28	PAOFF	02731	7-21 1642051	• Support Assy, Valve	1
29	PAFZZ	80205	NAS1403-3	• Screw, Machine	3
30	PAFZZ	02731	HS306-323H	• Washer, Flat	3
31	XDFZZ	02731	7-21 1642094	• Angle-Valve Sprt LH	1
32	XAFFZ	02731	7-21 1642093	• Bracket Assy, Valve	1
33	XDFZZ	02731	7-21 1642093-3	• Bracket	1
34	XDFZZ	02731	7-21 1642093-5	• Base	1
35	PAFZZ	80205	MS21075L3E	• Nut, Self-Locking, Pl	3
36	PAOZZ	80205	NAS6603-3	• Bolt, Shear	2
37	PAOZZ	02731	7-21 1642039	• Hose Assembly, Nonme	1
38	XCOOO	02731	7-31 1642040-3	System Instl, Eng LH (Not Illustrated-Installation Drawing)	1
39	PAOZZ	80205	NAS1096-3-17	• Screw, Machine	4
40	PAOZZ	88044	AN960D10	• Washer, Flat	4
41	PAOZZ	96906	MS27194-12	• Gasket	1
42	PAOZZ	02731	7-31 1642038-3	• Hose Assembly, Nonme	1
END OF FIGURE					

(1) ITEM NO.	(2) SMR CODE	(3) CAGE	(4) PART NUMBER	(5) DESCRIPTION AND USABLE ON CODE (UOC)	(6) QTY
				Group 10 Fuel System Fig. 573 Engine Fuel Supply Installation (FS 222 to FS 225) 7-31 1642070	
1	PAOZZ	80205	NAS6603-5	• Bolt, Shear	4
2	PAOZZ	80205	NAS1149D0332J	• Washer, Flat	40
3	PAOZZ	96906	MS27194-12-16	• Gasket	4
4	PAOZZ	80205	NAS6604-5	• Bolt, Machine	4
5	PAOZZ	88044	NAS1149D0416L	• Washer, Flat	28
6	PAOZZ	80205	MS21042-3	• Nut, Self-Locking, Ex	5
7	MFFZZ	02731	7-1 17420064	• Gasket	1
8	PAOZZ	02731	7-21 1642044-3	• Valve, Breakaway	1
9	PAOZZ	96906	MS29513-125	• O-Ring	1
10	PAOZZ	80205	NAS6604-19	• Bolt, Shear	4
11	PAOZZ	02731	HS306-326H	• Washer, Flat	2
12	PAOZZ	80205	MS21042-4	• Nut, Self-Locking, Ex	6
13	PAOZZ	02731	HS4179-3-4	• Screw, Machine	4
14	PAOZZ	02731	HS306-323H	• Washer, Flat	4
15	PAOZZ	02731	7-21 1642095	• Bracket, Fuel Subsys	1
16	PAOZZ	80205	NAS7703-4	• Screw, Machine	1
17	PAOZZ	96906	MS21919WDF26	• Clamp, Loop	1
18	PAOZZ	02731	7-21 1642024	• Hose Assembly, Nonme	1
19	PAODD	02731	7-31 1642045	• Actuator, Electro-Me	1
19	PAODD	02731	7-31 1642045-3	• Valve Assembly A/C With MWO 1-1520-238-50-40 Incorporated	1
20	PAOZZ	96906	MS21902D12	• Nipple, Boss	2
21	PAOZZ	96906	MS29512-12	• O-Ring	2
22	PAOZZ	80205	NAS6604-2	• Bolt, Shear	8
23	PAOZZ	88044	NAS1149D0463J	• Washer, Flat	18
24	PAOZZ	02731	7-31 1642074	• Switch, Pressure	1
25	PAOZZ	96906	MS29512-04	• O-Ring	3
26	PAOZZ	02731	7-31 1642526	• Adapter, Straight, Tu	1
27	PAOZZ	02731	7-31 1642047	• Elbow, Fuel Supply	1
28	PAOZZ	02731	HS4724-8DE	• Coupling, Clamp, Groo	1
29	PAOZZ	99207	R1307P015	• O-Ring	2
30	PAOZZ	80205	NAS6604-3	• Bolt, Shear	2
31	PAOZZ	02731	7-21 1642061	• Bracket, Valve	1
32	PAODD	02731	7-21 1642059	• Valve, Solenoid	2
33	MFOFF	02731	7-31 1642501	• Tube Assembly, Metal	1
34	PAFZZ	02731	HS4519-6D	• Elbow, Tube	1
35	PAFZZ	96906	MS21921-6D	• Nut, Tube Coupling	1
36	PAFZZ	96906	MS21922-6	• Sleeve, Clinch, Tube	1
37	XDOZZ	8V613	HS184-41	• Identification Tape	1
38	XCOOO	02731	7-31 1642040-5	System Instl, Eng RH (Not Illustrated-Installation Drawing)	1
39	PAOZZ	80205	NAS1096-3-17	• Screw, Machine	4
40	PAOZZ	88044	AN960D10	• Washer, Flat	4
41	PAOZZ	96906	MS27194-12	• Gasket	1
42	PAOZZ	02731	7-21 1642037	• Hose Assembly, Nonme	1
END OF FIGURE					

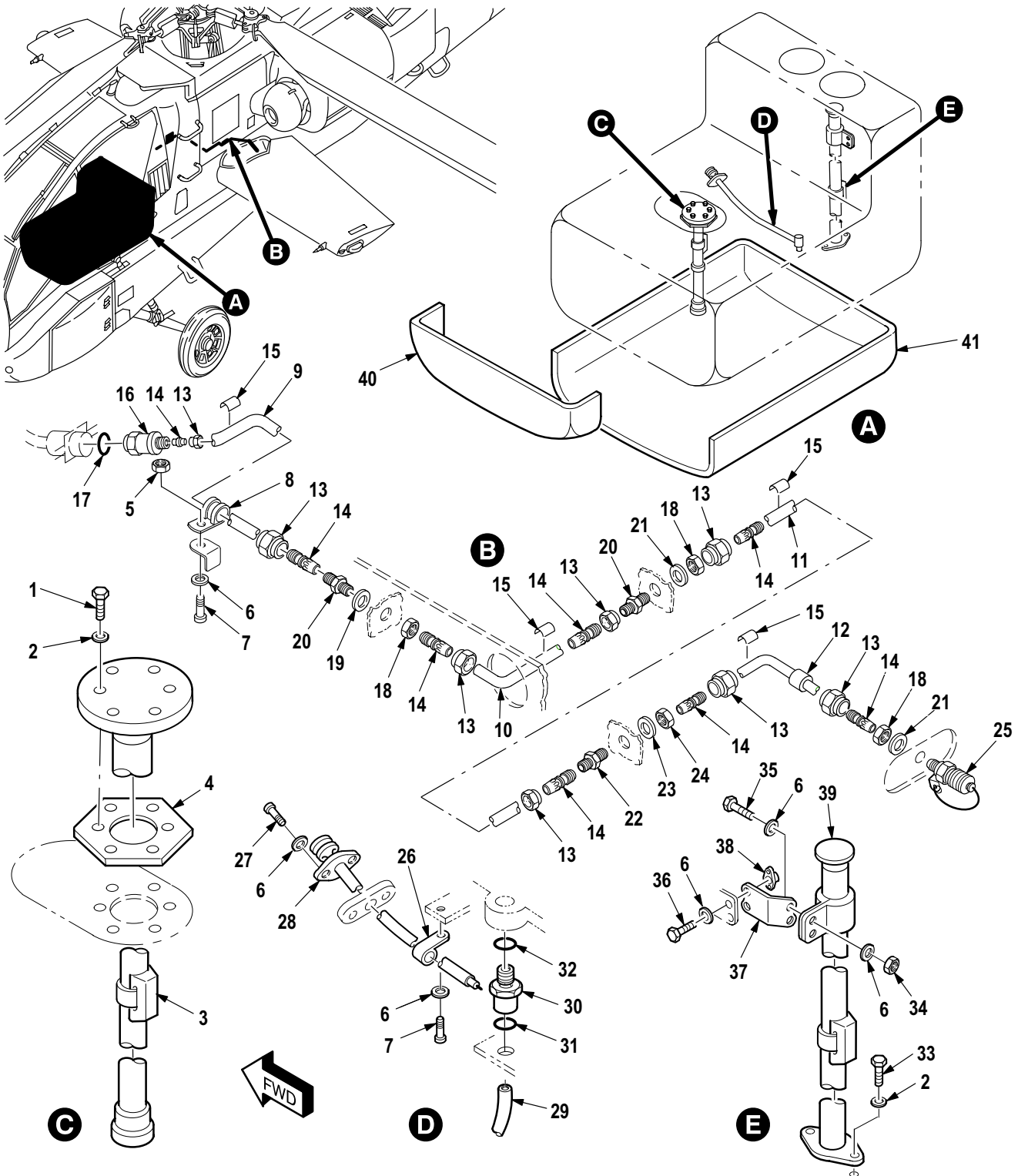


M09-392C

Figure 574. Group 10 Engine Fuel Supply Installation (FS 230) RH
7-31 1642070

(1) ITEM NO.	(2) SMR CODE	(3) CAGE	(4) PART NUMBER	(5) DESCRIPTION AND USABLE ON CODE (UOC)	(6) QTY
				Group 10 Fuel System Fig. 574 Engine Fuel Supply Installation (FS 230) RH 7-31 1642070	
1	PAOZZ	96906	MS35489-6	• Grommet, Nonmetallic	1
2	PAOZZ	80205	NAS6603-1	• Bolt, Shear	4
3	PAOZZ	96906	MS21919WDF4	• Clamp, Loop	4
4	PAOZZ	98897	LS12906-184	• Nut, Plain, Hexagon	1
5	PAOZZ	96906	MS29512-04	• O-Ring	1
6	PAOZZ	96906	MS21907D4	• Elbow, Tube	1
7	MFOFF	02731	7-31 1642511	• Tube Assy	1
8	PAFZZ	96906	MS21921D4	• • Nut, Tube Coupling	2
9	PAFZZ	96906	MS21922-4	• • Sleeve, Clinch, Tube	1
10	XDOZZ	02731	HS4367-2	• • Plate, Identificatio	1
11	PAOZZ	80205	MS21042-3	• Nut, Self-Locking, Ex	4
12	PAOZZ	80205	NAS1149D0332J	• Washer, Flat	40
13	PAOZZ	80205	NAS6603-4	• Bolt, Shear	4
14	PAODD	02731	7-21 1642062-9	• Pump, Fuel Booster, A	1
15	PAOZZ	80205	NAS6604-2	• Bolt, Shear	8
16	PAOZZ	88044	NAS1149D0463J	• Washer, Flat	18
17	PAOZZ	02731	7-21 1642063	• Bracket, Pump	1
18	PAOZZ	96906	MS21902D6	• Nipple, Boss	1
19	PAOZZ	96906	MS29512-06	• O-Ring	1
20	PAOZZ	81343	AS5178J06	• Nut, Fitting, Bulkhea	1
21	PAOZZ	80205	NAS1523AA9F	• Packing With Retain	1
22	PAOZZ	88044	NAS1149D1790J	• Washer, Flat	V
23	PAOZZ	96906	MS21907J6	• Elbow, Tube	1
24	MFOFF	02731	7-31 1642502	• Tube Assembly, Metal	1
25	PAFZZ	96906	MS21921-6D	• • Nut, Tube Coupling	2
26	PAFZZ	96906	MS21922-6	• • Sleeve, Clinch, Tube	2
27	XDOZZ	02731	HS4367-2	• • Plate, Identificatio	1
END OF FIGURE					

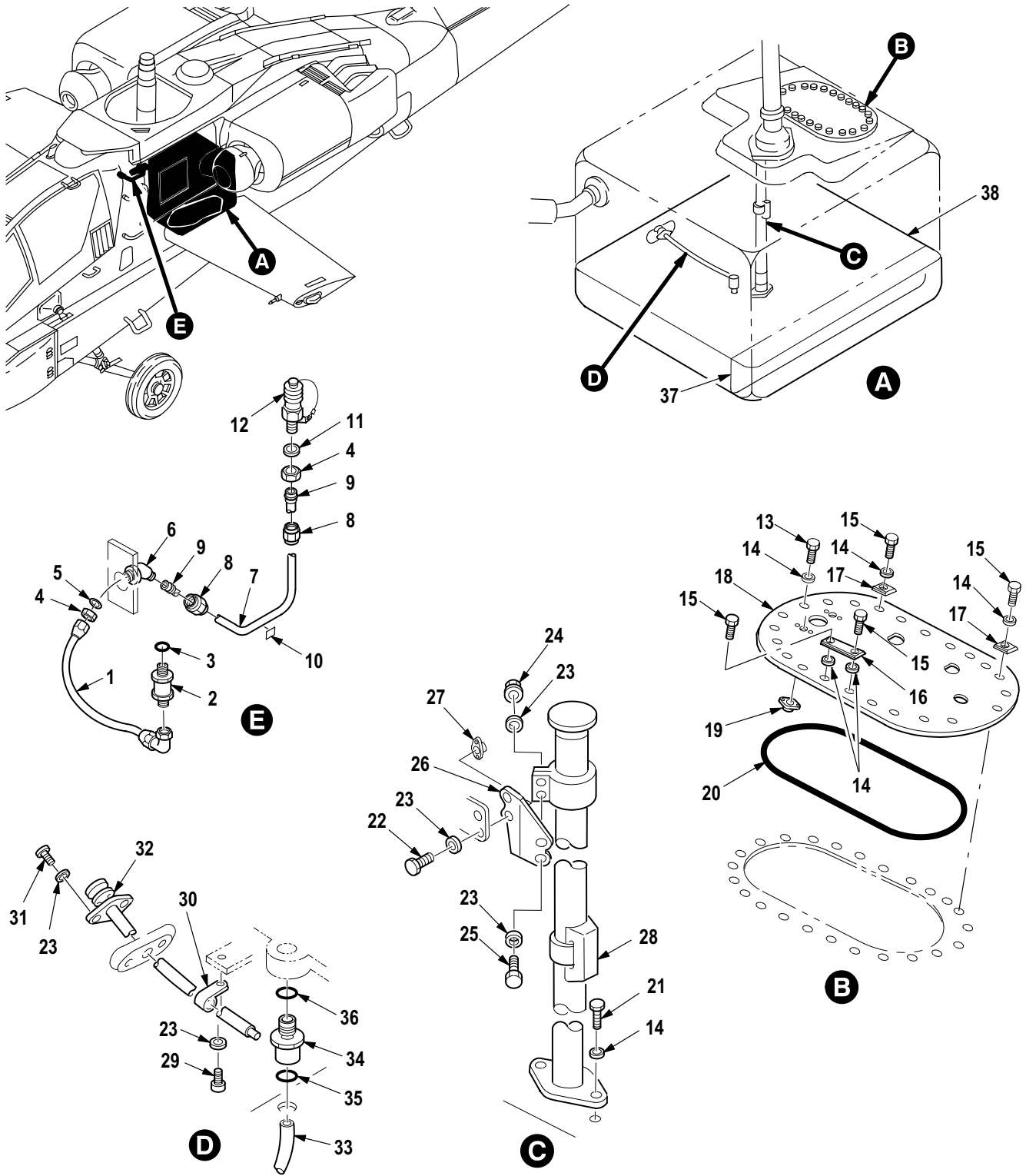
(1) ITEM NO.	(2) SMR CODE	(3) CAGE	(4) PART NUMBER	(5) DESCRIPTION AND USABLE ON CODE (UOC)	(6) QTY
				Group 10 Fuel System Fig. 575 Engine Fuel Supply Installation (FS 230 to FS 280) 7-31 1642070	
1	PAOZZ	80205	NAS7703-4	• Screw, Machine	9
2	PAOZZ	80205	NAS1149D0332J	• Washer, Flat	40
3	PAOZZ	96906	MS21919WDF26	• Clamp, Loop	1
4	PAOZZ	96906	MS21266-1T	• Grommet, Nonmetallic	1
5	PAOZZ	96906	MS21266-2T	• Grommet, Nonmetallic	1
6	PAOZZ	02731	7-21 1642022	• Hose Assembly, Nonme	1
7	PAOZZ	80205	NAS6604-1	• Bolt, Shear	14
8	PAOZZ	88044	NAS1149D0416L	• Washer, Flat	28
9	PAOZZ	02731	7-21 1642043-3	• Valve, Breakaway, Fu	1
10	PAOZZ	96906	MS29513-226	• O-Ring	1
11	PAOZZ	02731	7-31 1642036	• Hose Assembly, Nonme	1
12	PAOZZ	02731	7-31 1642035	• Hose Assembly, Nonme	1
13	PAOZZ	02731	7-21 1642046	• Hose Assembly, Nonme	1
14	PAOZZ	80205	NAS6704U3	• Bolt, Shear	3
15	PAOZZ	02731	7-21 1642033	• Valve, Check	1
16	PAOZZ	88044	NAS1149D0463J	• Washer, Flat	18
17	PAOZZ	96906	MS21902D8	• Nipple, Boss	1
18	PAOZZ	96906	MS29512-08	• O-Ring	1
19	PAOZZ	66295	AN737TW30	• Clamp, Hose	2
20	PAOZZ	02731	7-1 17420078	• Hose, Nonmetallic	1
21	PAOZZ	96906	MS35489-7	• Grommet, Nonmetallic	1
22	MFOFF	02731	7-31 1642505	• Tube Assembly, Metal	1
23	PAFZZ	96906	MS21921D4	• Nut, Tube Coupling	1
24	PAFZZ	96906	MS21922-4	• Sleeve, Clinch, Tube	1
25	XDOZZ	02731	HS4367-2	• Plate, Identificatio	1
26	PAOZZ	96906	MS21902D4	• Nipple, Boss	1
27	PAOZZ	96906	MS29512-04	• O-Ring	1
28	PAOOO	02731	7-21 1642078-1 1	• Pump, Fuel Booster, E	1
29	XDOOO	33654	15321	• Pump, Fuel Bstr Assy	1
30	PAOZZ	33654	15402	• Fitting, Inlet Scree	1
31	PAOZZ	81349	M83248/1-908	• O-Ring	1
32	PAOZZ	81349	M83248/1-018	• Packing, Preformed	1
33	PAOZZ	81349	M83248/1-034	• O-Ring	1
34	PAOZZ	96906	MS16995-17	• Screw, Cap, Socket He	6
35	PAOZZ	80205	NAS1352C06-10	• Screw, Cap, Socket He	6
36	PAOZZ	33654	15322	• Pump, Fuel, Metering	1
37	PAOZZ	81349	M83248/1-032	• O-Ring	1
38	PAOZZ	33654	15384	• Motor Assembly, Pump	1
39	PAOOO	33654	15369	• Canister Assembly, P	1
40	PAOZZ	33654	14877	• Valve Assembly, Ther	1
41	PAOZZ	96906	MS29513-237	• O-Ring	1
END OF FIGURE					



M09-400D

Figure 576. Group 10 Fuel Subsystem Installation (Forward Fuel Cell)
7-31 1642100

(1) ITEM NO.	(2) SMR CODE	(3) CAGE	(4) PART NUMBER	(5) DESCRIPTION AND USABLE ON CODE (UOC)	(6) QTY
				Group 10 Fuel System Fig. 576 Fuel Subsystem Installation (Forward Fuel Cell) 7-31 1642100	
1	PAOZZ	80205	NAS6604-5	• Bolt, Machine	6
2	PAOZZ	02731	HS306-325	• Washer, Flat	6
3	PAOZZ	02731	7-21 1642075	• Transmitter, Liquid	1
4	PAOZZ	96906	MS27194-40	• Gasket	1
5	PAOZZ	80205	MS21042-3	• Nut, Self-Locking, Ex	1
6	PAOZZ	88044	AN960JD10L	• Washer, Flat	10
7	PAOZZ	80205	NAS7703-1	• Screw, Machine	3
8	XDOZZ	96906	MS21919WDF8	• Clamp, Loop	1
9	PAOZZ	02731	7-31 1642525	• Tube Assembly, Metal	1
10	PAOZZ	02731	7-31 1642504	• Tube Assembly, Metal	1
11	XDOZZ	02731	7-31 1642522	• Tube Assy	1
12	PAOZZ	02731	7-31 1642523	• Tube Assembly, Metal	1
13	XDOZZ	96906	MS21921-8D	• Nut, Tube Coupling	8
14	XDOZZ	96906	MS21922-8	• Sleeve, Clinch, Tube	8
15	XDOZZ	02731	HS4367-2	• Plate, Identificatio	1
16	PAOZZ	02731	7-31 1642163	• Valve, Check	2
17	PAOZZ	96906	MS29512-08	• O-Ring	2
18	PAOZZ	81352	AN924-8D	• Nut, Plain, Hexagon	4
19	PAOZZ	88044	AN960PD1216L	• Washer, Flat	2
20	PAOZZ	96906	MS21924D8	• Adapter, Straight, Tu	2
21	PAOZZ	80205	NAS1149D1290K	• Washer, Flat	4
22	PAOZZ	96906	MS21924J8	• Adapter, Straight, Tu	1
23	PAOZZ	96906	AN960C1216L	• Washer, Flat	2
24	PAOZZ	88044	AN924-8J	• Nut, Plain, Hexagon	2
25	PAOZZ	02731	7-31 1642169-5	• Coupling, Fuel Subsy	2
26	PAOZZ	88044	AN742D6	• Clamp, Loop	2
27	PAOZZ	80205	NAS7703-3	• Screw, Close Toleran	4
28	PAOZZ	02731	7-1 17420027	• Control Assembly	2
29	PAOZZ	02731	7-1 17420110	• Hose, Nonmetallic	2
30	PAOOO	02731	7-1 17420026	• Cock, Poppet Drain	2
31	PAOZZ	81349	M83248/1-009	• O-Ring	2
32	PAOZZ	96906	MS29512-06	• O-Ring	2
33	PAOZZ	80205	NAS6704U2	• Bolt, Shear	4
34	PAOZZ	96906	MS21043-3	• Nut, Self-Locking, Ex	4
35	PAOZZ	80205	NAS6703U4	• Bolt, Shear	2
36	PAOZZ	81205	BACB30LM3U3	• Bolt, Shear	4
37	PAOOO	02731	7-21 1642016	• Bracket, Fuel Subsys	1
38	PAOZZ	96906	MS21076-3	• Nut, Self-Locking, Pl	2
39	PAOZZ	02731	7-21 1642077	• Transmitter, Liquid	1
40	PAOZZ	02731	7-21 1642058-5	• Backing, Board Fuel	1
41	PAOZZ	02731	7-21 1642058-3	• Backing Board, Fuel	1
END OF FIGURE					



M09-399F

Figure 577. Group 10 Fuel Subsystem Installation (AFT Fuel Cell)
7-31 1642100

(1) ITEM NO.	(2) SMR CODE	(3) CAGE	(4) PART NUMBER	(5) DESCRIPTION AND USABLE ON CODE (UOC)	(6) QTY
				Group 10 Fuel System Fig. 577 Fuel Subsystem Installation (AFT Fuel Cell) 7-31 1642100	
1	PAOZZ	02731	7-31 1642524	• Hose Assembly	1
2	PAOZZ	02731	7-31 1642163	• Valve, Check	2
3	PAOZZ	96906	MS29512-08	• O-Ring	2
4	PAOZZ	88044	AN924-8J	• Nut, Plain, Hexagon	2
5	PAOZZ	96906	AN960C1216L	• Washer, Flat	2
6	PAOZZ	96906	MS21907J8	• Elbow, Tube	1
7	PAOZZ	02731	7-31 1642521	• Tube Assembly, Metal	1
8	XDOZZ	96906	MS21921-8D	• Nut, Tube Coupling	2
9	XDOZZ	96906	MS21922-8	• Sleeve, Clinch, Tube	2
10	XDOZZ	02731	HS4367-2	• Plate, Identificatio	1
11	PAOZZ	80205	NAS1149D1290K	• Washer, Flat	4
12	PAOZZ	02731	7-31 1642169-5	• Coupling, Fuel Subsy	2
13	PAOZZ	80205	NAS6204-1	• Bolt, Shear	20
14	PAOZZ	80205	NAS1149D0416J	• Washer, Flat	34
15	PAOZZ	80205	NAS6204-4H	• Bolt, Shear	4
16	PAOZZ	02731	7-31 1642423	• Washer, Fuel Subsys	2
17	PAOZZ	02731	7-1 17420117-3	• Washer, Bevel	2
18	PAOOO	02731	7-31 1641004	• Cover, Fuel Cell	1
19	PAOZZ	80205	NAS1474A4	• Nut, Self-Locking, Pl	2
20	PAOZZ	02731	7-1 17410006	• O-Ring	1
21	PAOZZ	80205	NAS6704U2	• Bolt, Shear	4
22	PAOZZ	81205	BACB30LM3U3	• Bolt, Shear	4
23	PAOZZ	88044	AN960JD10L	• Washer, Flat	19
24	PAOZZ	96906	MS21043-3	• Nut, Self-Locking, Ex	4
25	PAOZZ	80205	NAS6703U4	• Bolt, Shear	2
26	PAOOO	02731	7-21 1642017	• Bracket, Fuel Subsys	1
27	PAOZZ	96906	MS21076-3	• Nut, Self-Locking, Pl	2
28	PAOZZ	02731	7-21 1642076	• Transmitter, Liquid	1
29	PAOZZ	80205	NAS7703-1	• Screw, Machine	3
30	PAOZZ	88044	AN742D6	• Clamp, Loop	2
31	PAOZZ	80205	NAS7703-3	• Screw, Close Toleran	4
32	PAOZZ	02731	7-1 17420027	• Control Assembly	2
33	PAOZZ	02731	7-1 17420110	• Hose, Nonmetallic	2
34	PAOOO	02731	7-1 17420026	• Cock, Poppet Drain	2
35	PAOZZ	81349	M83248/1-009	• O-Ring	2
36	PAOZZ	96906	MS29512-06	• O-Ring	2
37	PAOZZ	02731	7-21 1642018-3	• Backing Board	1
38	PAOZZ	02731	7-21 1642018-5	• Backing Board	1
END OF FIGURE					

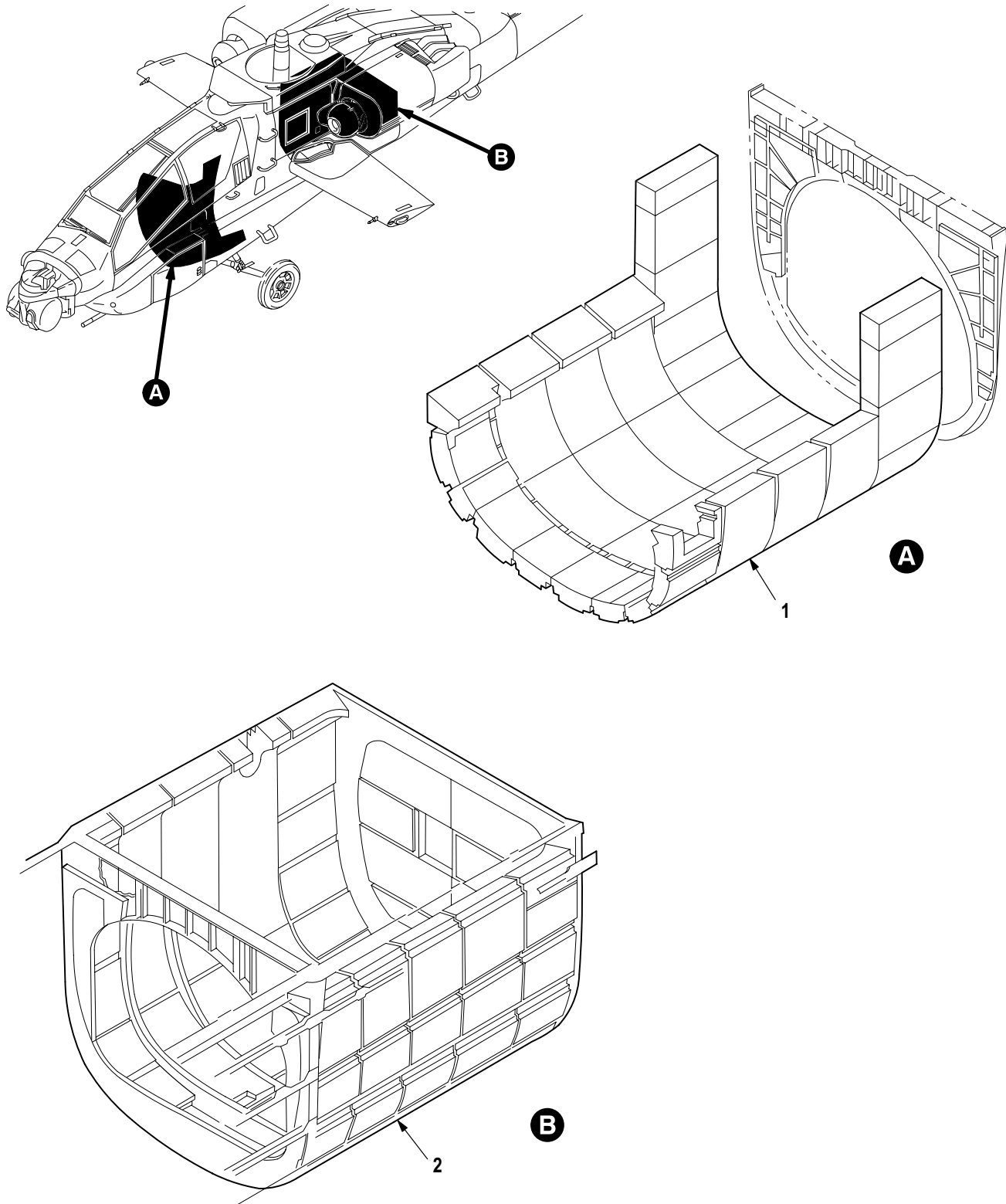
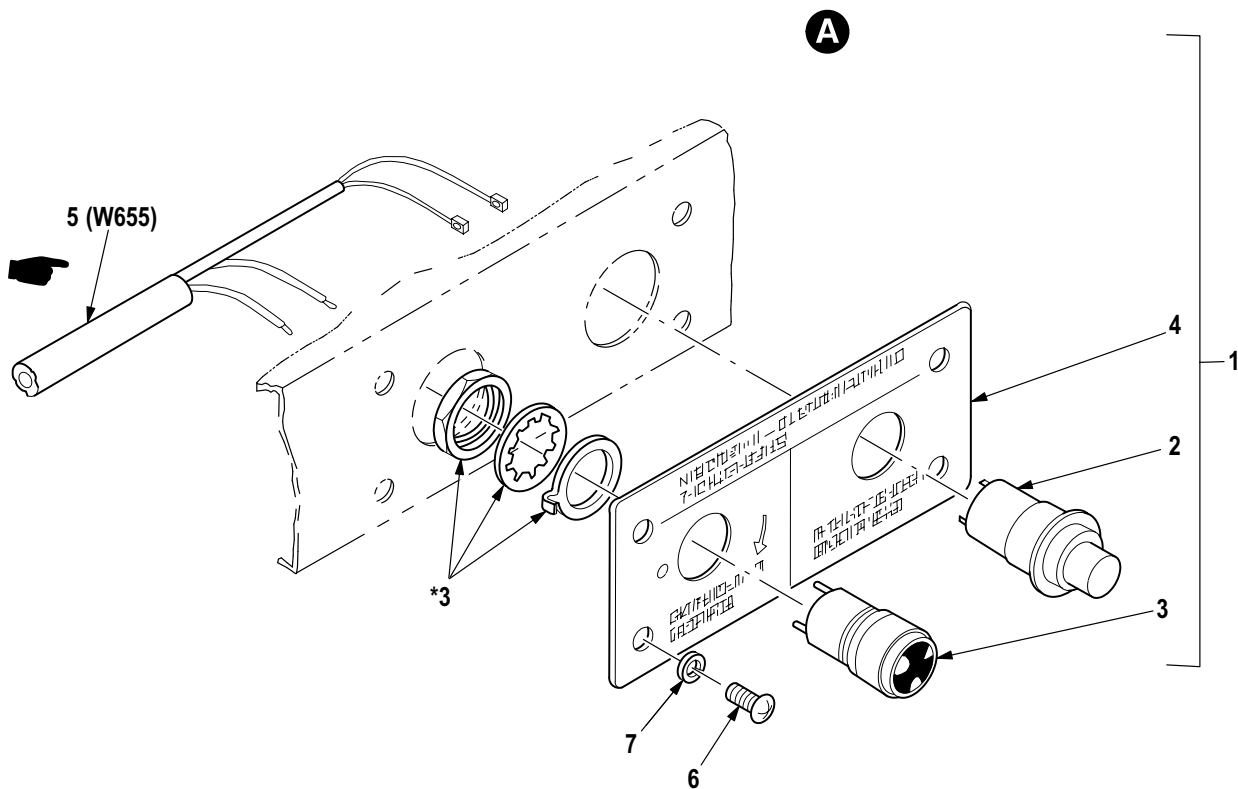
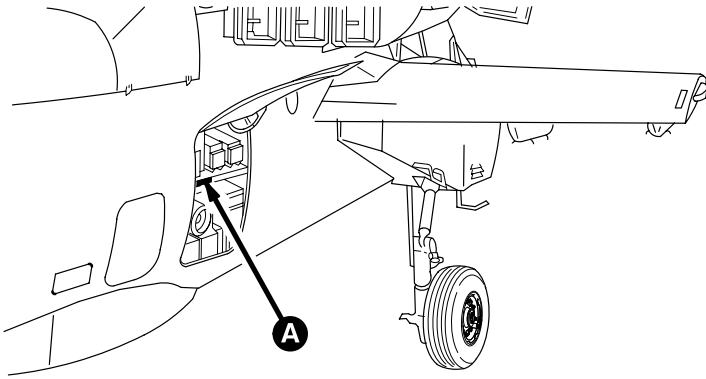


Figure 578. Group 10 Rigid Foam Armor, Fuel Cell
7-31 1930041 (FWD)
7-31 1930051 (AFT)

(1) ITEM NO.	(2) SMR CODE	(3) CAGE	(4) PART NUMBER	(5) DESCRIPTION AND USABLE ON CODE (UOC)	(6) QTY
1	MFOZZ	02731	7-31 1930040A	Group 10 Fuel System Fig. 578 Rigid Foam Armor, Fuel Cell 7-31 1930041 (FWD) 7-31 1930051 (AFT) • Foam, Bal, Rgd, FWD Fwd (See Appendix D, Tm 1-1520-238-23 for Filler Void Location, Repair and Bulk Material)	1
2	MFOZZ	02731	7-31 1930050A	• Foam, Bal, Rgd, AFT Aft (See Appendix D, Tm 1-1520-238-23 for Filler Void Location, Repair and Bulk Material)	1
END OF FIGURE					

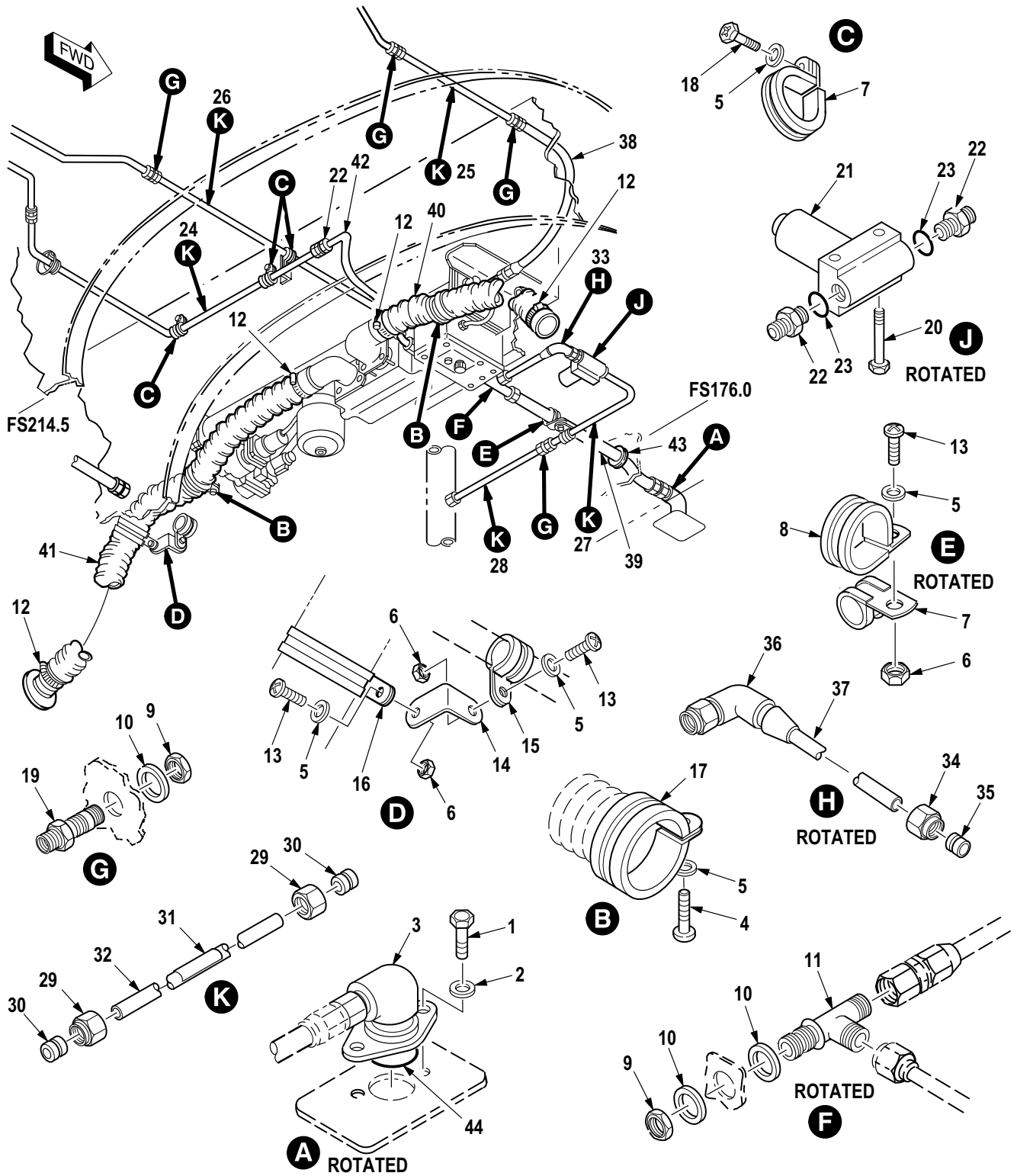


* SUPPLIED WITH ATTACHED ITEM

Figure 579. Group 10 Panel Assembly, N2 Inerting

(1) ITEM NO.	(2) SMR CODE	(3) CAGE	(4) PART NUMBER	(5) DESCRIPTION AND USABLE ON CODE (UOC)	(6) QTY
				Group 10 Fuel System Fig. 579 Panel Assembly, N2 Inerting	
1	PAOOO	02731	7-31 1642315	• Panel, Fault-Functio	1
2	PAOZZ	96906	MS25089-1G	•• Switch, Push	1
3	PAOZZ	81349	M83287-01-22	•• Indicator, Fault Loc	1
4	XAOZZ	02731	7-31 1642316	•• Panel Detail	1
5	PAOZZ	02731	7-31 1B24655-003	•• Wiring Harness	1
6	PAOZZ	96906	MS51957-45	• Screw, Machine	4
7	PAOZZ	88044	AN960JD8L	• Washer, Flat	4
END OF FIGURE					

(1) ITEM NO.	(2) SMR CODE	(3) CAGE	(4) PART NUMBER	(5) DESCRIPTION AND USABLE ON CODE (UOC)	(6) QTY
				Group 10 Fuel System Fig. 580 Nitrogen Inerting Unit System Installation (Part 1) 7-31 1642400	
1	PAOZZ	80205	NAS6603-4	• Bolt, Shear	4
2	PAOZZ	80205	NAS1149D0332J	• Washer, Flat	22
3	PAODD	02731	7-31 1642401	• Nitrogen Inerting U	1
4	XAODD	99251	1643700-1	•• N2 Inerting Assy	1
5	PAOFF	99251	1643657-1	••• Filter Assembly, Int	1
6	XDOFF	99251	1643667-1	•••• Housing, Filter	1
7	PAFZZ	96906	MS51830-201	••••• Insert, Screw Thread	2
8	PAOZZ	99251	1643267-1	••••• Pad Damping, Filter	2
9	PAOZZ	96906	MS9068-034	••••• O-Ring	1
10	PAOZZ	99251	1632971-1	••••• Filter Element, Flui	1
11	XDOZZ	99251	1632972-1	••••• Cap, Element	1
12	PAOZZ	99251	1632976-1	••••• Spring, Helical, Comp	1
13	PBOZZ	99251	1632999-1	••••• Can Assembly, Filter	1
14	PADDD	99251	1643680-1	••••• Module Assembly	1
15	XDFFF	99251	1643731-1	••••• Hose, Bracket Suppor	1
16	PAFZZ	80205	NAS1329H3K80L	••••• Nut, Self-Locking, Bl	1
17	XDFFF	99251	1643730-1	••••• Bracket, Hose Suppor	1
18	PAFZZ	80205	NAS1329H3K80L	••••• Nut, Self-Locking, Bl	1
END OF FIGURE					

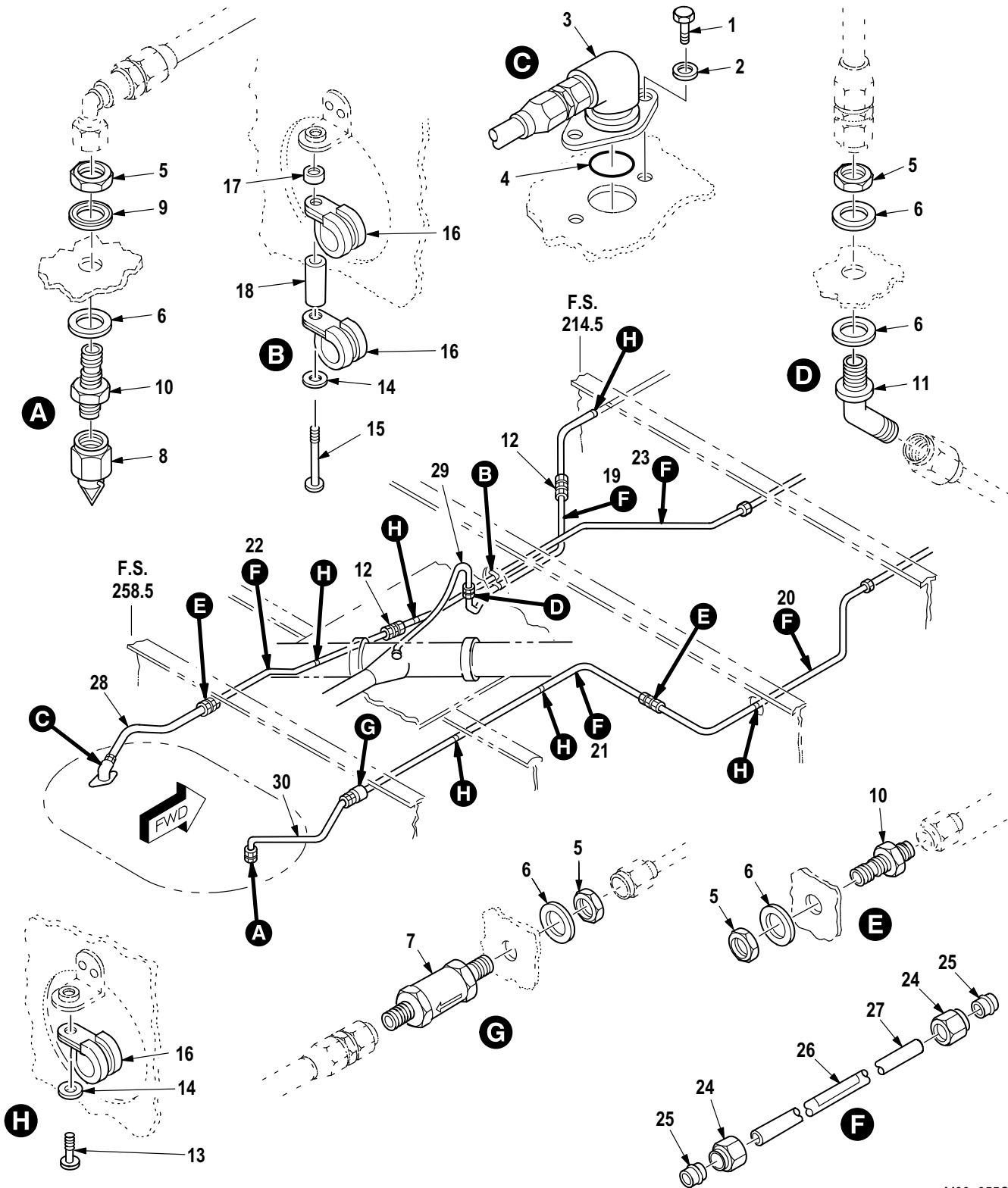


M09-954D

Figure 581. Group 10 Nitrogen Inerting Unit System Installation (Part 2)
7-31 1642400

(1) ITEM NO.	(2) SMR CODE	(3) CAGE	(4) PART NUMBER	(5) DESCRIPTION AND USABLE ON CODE (UOC)	(6) QTY
				Group 10 Fuel System Fig. 581 Nitrogen Inerting Unit System Installation (Part 2) 7-31 1642400	
1	PAOZZ	80205	NAS1304-3	• Bolt	2
2	PAOZZ	88044	NAS1149D0463J	• Washer, Flat	4
3	PAOZZ	02731	7-31 1642403-3	• Valve, Breakaway	1
4	PAOZZ	80205	NAS6603-13	• Screw, Machine	2
5	PAOZZ	80205	NAS1149D0332J	• Washer, Flat	22
6	PAOZZ	96906	MS21044N3	• Nut, Self-Locking, He	3
7	PAOZZ	96906	MS21919WDF6	• Clamp, Loop	12
8	PAOZZ	96906	MS21919WDF9	• Clamp, Loop	1
9	PAOZZ	88044	AN924-6D	• Nut, Plain, Hexagon	5
10	PAOZZ	88044	NAS1149D0963J	• Washer, Flat	6
11	PAOZZ	96906	MS21912D6	• Tee, Tube	1
12	PAOZZ	80205	NAS1922-150-1	• Clamp, Hose	4
13	PAOZZ	80205	NAS603-9P	• Screw, Machine	3
14	PAOZZ	88044	AN743-12	• Bracket, Angle	1
15	PAOZZ	96906	MS21919WDG8	• Clamp, Loop	1
16	PAOZZ	96906	MS21919WDG26	• Clamp, Loop	1
17	PAOZZ	80205	NAS1713D26N	• Clamp, Loop	1
18	PAOZZ	80205	NAS1403-1	• Screw, Machine	4
19	PAOZZ	96906	MS21924D6	• Adapter, Straight, Tu	4
20	PAOZZ	80205	NAS623-3-22	• Screw, Machine	2
21	PAOZZ	02731	7-31 1642425	• Valve, Solenoid	1
22	PAOZZ	96906	MS21902D6	• Nipple, Boss	4
23	PAOZZ	96906	MS29512-06	• O-Ring	2
24	MFOFF	02731	7-31 1642412	• Tube Assy	1
25	MFOFF	02731	7-31 1642415	• Tube Assy	1
26	MFOFF	02731	7-31 1642420	• Tube Assy	1
27	MFOFF	02731	7-31 1642424	• Tube Assy	1
28	MFOFF	02731	7-31 1642426-9	• Tube Assy	1
29	PAFZZ	96906	MS21921-6D	• Nut, Tube Coupling	2
30	PAFZZ	96906	MS21922-6	• Sleeve, Clinch, Tube	2
31	XDOZZ	02731	HS4367-2	• Plate, Identificatio (U/O P/N 7-311642412, P/N 7-311642415, P/N 7-311642420, P/N 7-311642424)	1
31	XDOZZ	02731	HS4367-2	• Plate, Identificatio (U/O P/N 7-311642426-9)	1
32	MFFZZ	02731	7-31 1642412-3	• Tube (U/W P/N 7-311642412 Tube)	1
32	MFFZZ	02731	7-31 1642420-3	• Tube (U/W P/N 7-311642420 Tube)	1
32	MFFZZ	02731	7-31 1642424-3	• Tube (U/W P/N 7-311642424 Tube)	1
32	MFFZZ	02731	7-31 1642426-1 1	• Tube (U/W P/N 7-311642426-9 Tube)	1
33	MFOFF	02731	7-31 1642422	• Tube Assy	1
34	PAFZZ	96906	MS21921-6D	• Nut, Tube Coupling	1
35	PAFZZ	96906	MS21922-6	• Sleeve, Clinch, Tube	1
36	PAFZZ	02731	HS4519-6D	• Elbow, Tube	1
37	MFFZZ	02731	7-31 1642422-3	• Tube	1
38	PAOZZ	02731	7-31 1642410-7	• Hose Assembly, Nonme	1
39	PAOZZ	02731	7-31 1642410-5	• Hose Assembly, Nonme	1
40	PAOZZ	02731	7-31 1642407-3	• Hose, Nonmetallic	1
41	PAOZZ	02731	7-31 1642407-5	• Hose, Nonmetallic	1
42	PAOZZ	02731	7-31 1642421	• Hose Assembly, Nonme	1

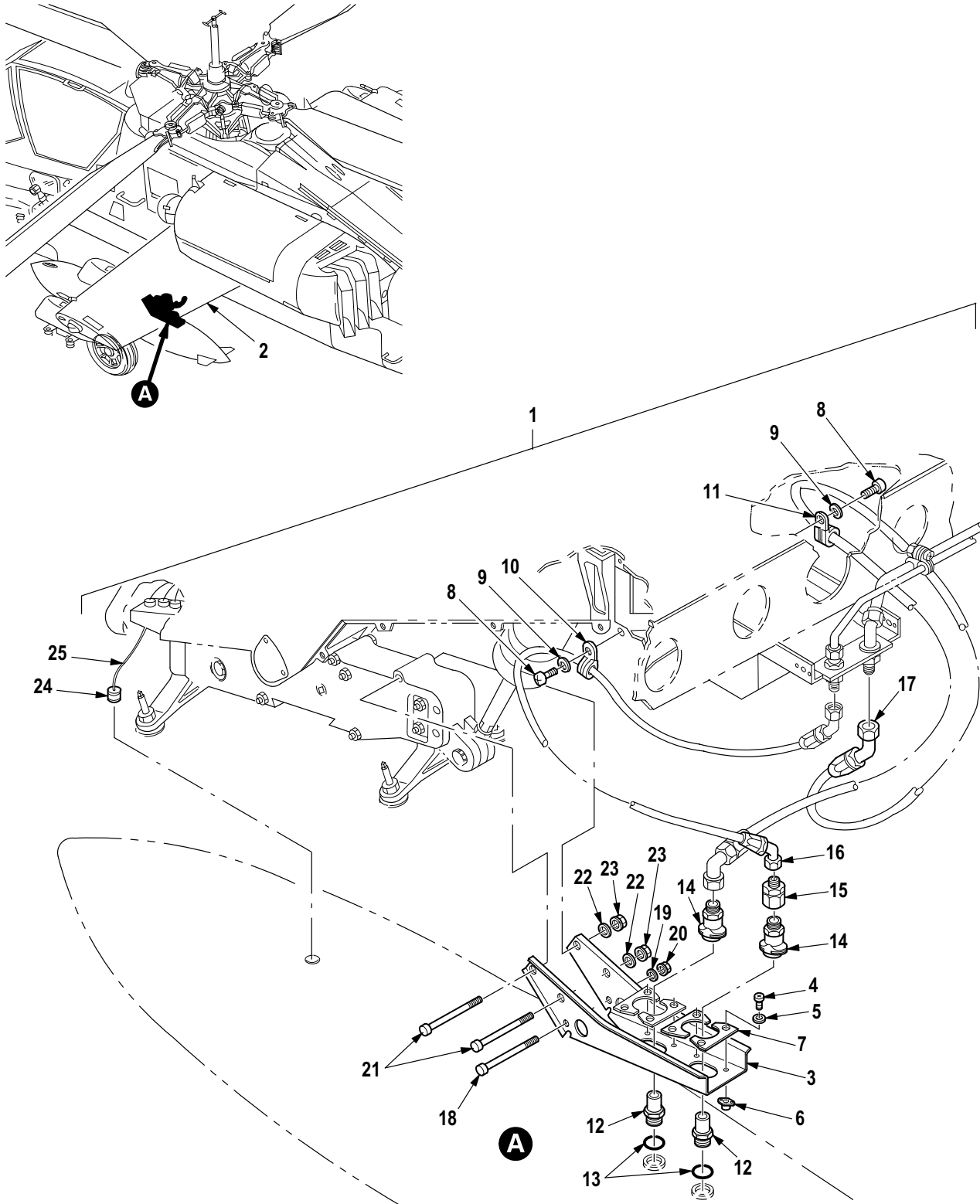
(1) ITEM NO.	(2) SMR CODE	(3) CAGE	(4) PART NUMBER	(5) DESCRIPTION AND USABLE ON CODE (UOC)	(6) QTY
43	PAOZZ	96906	MS21266-2N	• Grommet, Nonmetallic	1
44	PAOZZ	96906	MS29513-125	• O-Ring	1
END OF FIGURE					



M09-955C

Figure 582. Group 10 Nitrogen Inerting Unit System Installation (Part 3)
7-31 1642400

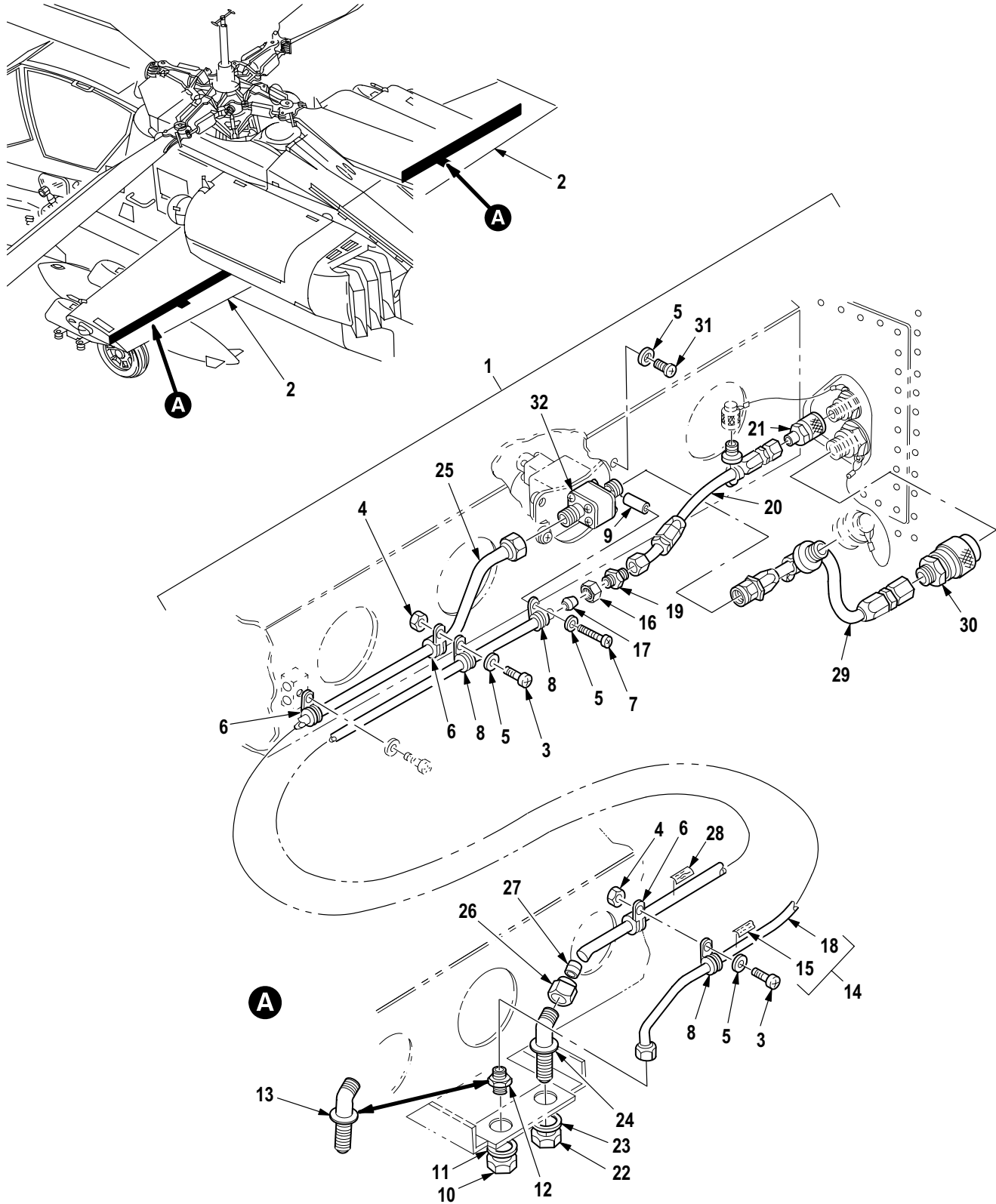
(1) ITEM NO.	(2) SMR CODE	(3) CAGE	(4) PART NUMBER	(5) DESCRIPTION AND USABLE ON CODE (UOC)	(6) QTY
				Group 10 Fuel System Fig. 582 Nitrogen Inerting Unit System Installation (Part 3) 7-31 1642400	
1	PAOZZ	80205	NAS1304-3	• Bolt	2
2	PAOZZ	88044	NAS1149D0463J	• Washer, Flat	4
3	PAOZZ	02731	7-31 1642403-3	• Valve, Breakaway	1
4	PAOZZ	96906	MS29513-125	• O-Ring	1
5	PAOZZ	88044	AN924-6D	• Nut, Plain, Hexagon	5
6	PAOZZ	88044	NAS1149D0963J	• Washer, Flat	5
7	PAOZZ	02731	7-31 1642406-3	• Valve, Check	1
8	PAOZZ	02731	7-31 1642411	• Orifice, Fuel Cell	1
9	PAOZZ	80205	NAS1523AA9F	• Packing With Retain	1
10	PAOZZ	96906	MS21924D6	• Adapter, Straight, Tu	3
11	PAOZZ	96906	MS21907J6	• Elbow, Tube	1
12	PAOZZ	96906	MS21902D6	• Nipple, Boss	2
13	PAOZZ	80205	NAS1403-1	• Screw, Machine	5
14	PAOZZ	80205	NAS1149D0332J	• Washer, Flat	22
15	PAOZZ	80205	NAS1403-16	• Screw, Machine	1
16	PAOZZ	96906	MS21919WDF6	• Clamp, Loop	12
17	PAOZZ	80205	NAS43DD3-12N	• Spacer, Sleeve	1
18	PAOZZ	80205	NAS43DD3-48	• Spacer, Sleeve	1
19	MFOFF	02731	7-31 1642413	• Tube Assy	1
20	MFOFF	02731	7-31 1642416	• Tube Assy	1
21	MFOFF	02731	7-31 1642417	• Tube Assy	1
22	MFOFF	02731	7-31 1642418	• Tube Assy	1
23	MFOFF	02731	7-31 1642419	• Tube Assy	1
24	PAFZZ	96906	MS21921-6D	• Nut, Tube Coupling	2
25	PAFZZ	96906	MS21922-6	• Sleeve, Clinch, Tube	2
26	XDOZZ	02731	HS4367-2	• Plate, Identificatio	1
27	MFFZZ	02731	7-31 1642413-3	• Tube (U/W P/N 7-311642413 Tube)	1
27	MFFZZ	02731	7-31 1642419-3	• Tube (U/W P/N 7-311642419 Tube)	1
28	PAOZZ	02731	7-31 1642410-3	• Hose Assembly, Nonme	1
29	PAOZZ	02731	7-31 1642409	• Hose Assembly, Nonme	1
30	PAOZZ	02731	7-31 1642405	• Hose Assembly, Nonme	1
END OF FIGURE					



M09-1210

Figure 583. Group 10 Kit, Auxiliary Wing Tanks (2 Tanks) (Part 1)

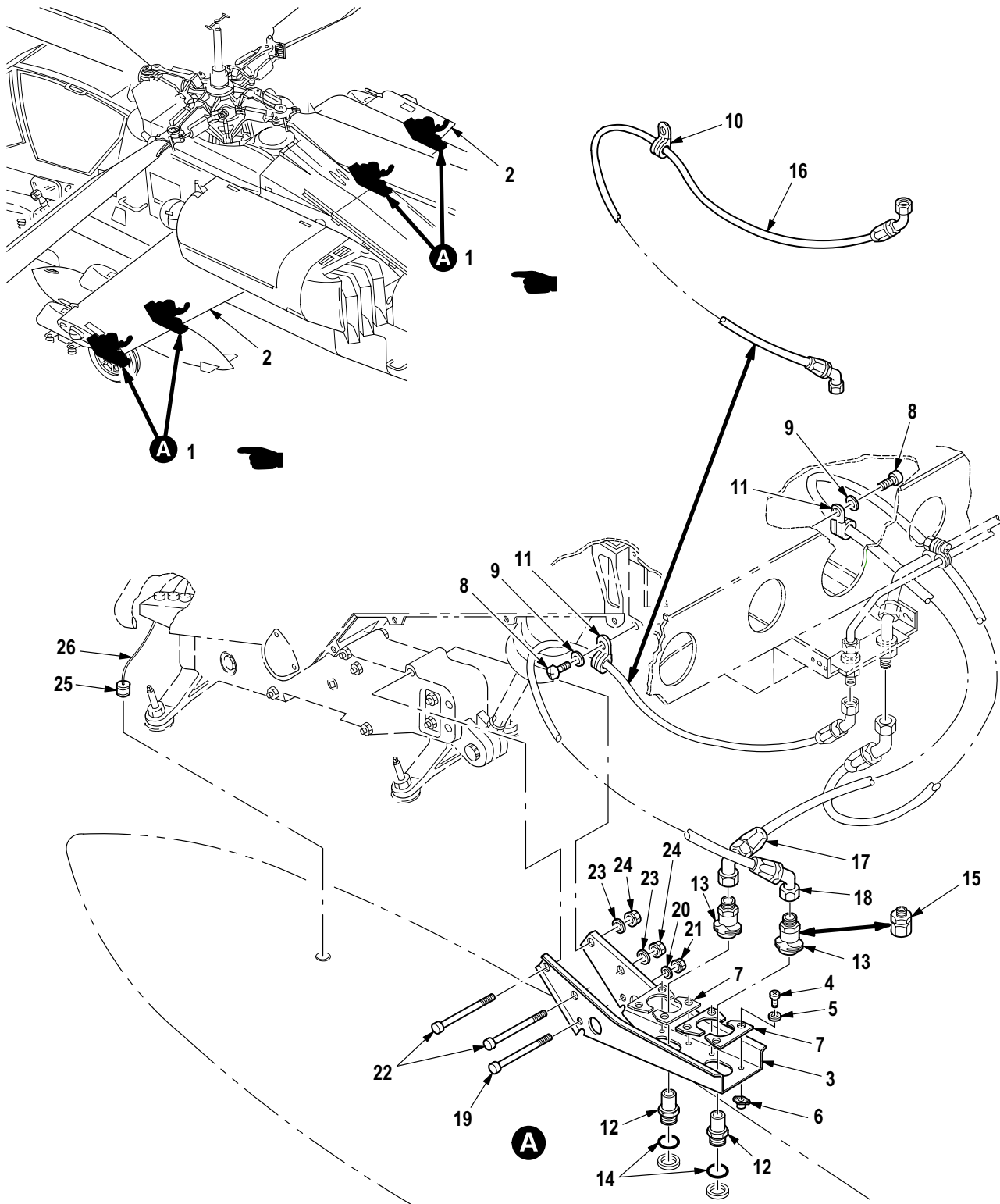
(1) ITEM NO.	(2) SMR CODE	(3) CAGE	(4) PART NUMBER	(5) DESCRIPTION AND USABLE ON CODE (UOC)	(6) QTY
				Group 10 Fuel System Fig. 583 Kit, Auxiliary Wing Tanks (2 Tanks) (Part 1)	
1	PDOFF	02731	7-367100000-13	• Installation Kit, Je	1
2	XDOOO	02731	7-367100000-17	•• Wing Assy LH	1
2	XDOOO	02731	7-367100000-18	•• Wing Assy RH	1
3	PBOOO	02731	7-367100101	••• Bracket, Mounting	2
4	PAOZZ	80205	NAS1403-2	•••• Screw, Machine	8
5	PAOZZ	88044	AN960JD10L	•••• Washer, Flat	8
6	PAOZZ	80205	MS21075L3E	•••• Nut, Self-Locking, PI	8
7	XDOZZ	02731	7-367100001-5	•••• Retainer	4
8	PAOZZ	80205	NAS7703-3	••• Screw, Close Toleran	6
9	PAOZZ	88044	AN960JD10L	••• Washer, Flat	9
10	PAOZZ	96906	MS21919WDF7	••• Clamp, Loop	1
11	PAOZZ	96906	MS21919WDF10	••• Clamp, Loop	1
12	PAOZZ	02731	7-26710001 1-5	••• Coupling Assembly, Q	2
13	PAOZZ	96906	MS29512-08	••• O-Ring	2
14	PAOZZ	02731	7-26710001 1-3	••• Coupling Assembly, Q	2
15	PAOZZ	00624	W22832D0804	••• Reducer, Tube	1
16	PAOZZ	02731	7-367100012-3	••• Hose Assembly, Nonme LH	1
16	PAOZZ	02731	7-367100012-4	••• Hose Assembly, Nonme RH	1
17	PAOZZ	02731	7-367100013-3	••• Hose Assembly, Nonme LH	1
17	PAOZZ	02731	7-367100013-4	••• Hose Assembly, Nonme RH	1
18	PAOZZ	80205	NAS6604-46	••• Bolt, Shear	1
19	PAOZZ	88044	AN960JD416	••• Washer, Flat	1
20	PAOZA	96906	MS21043-4	••• Nut, Self-Locking, Ex	1
21	PAOZZ	80205	NAS1305-46	••• Bolt, Shear	2
22	PAOZZ	88044	AN960JD516	••• Washer, Flat	2
23	PAOZA	96906	MS21043-5	••• Nut, Self-Locking, Ex	2
24	PAOZZ	02731	7-267100002-7	•• Cable Assembly, Spec	2
25	XDOZZ	02731	HS4910-9754	••• Marker, Tie	1
END OF FIGURE					



M09-1211C

Figure 584. Group 10 Kit, Auxiliary Wing Tanks (2 Tanks) (Part 2)

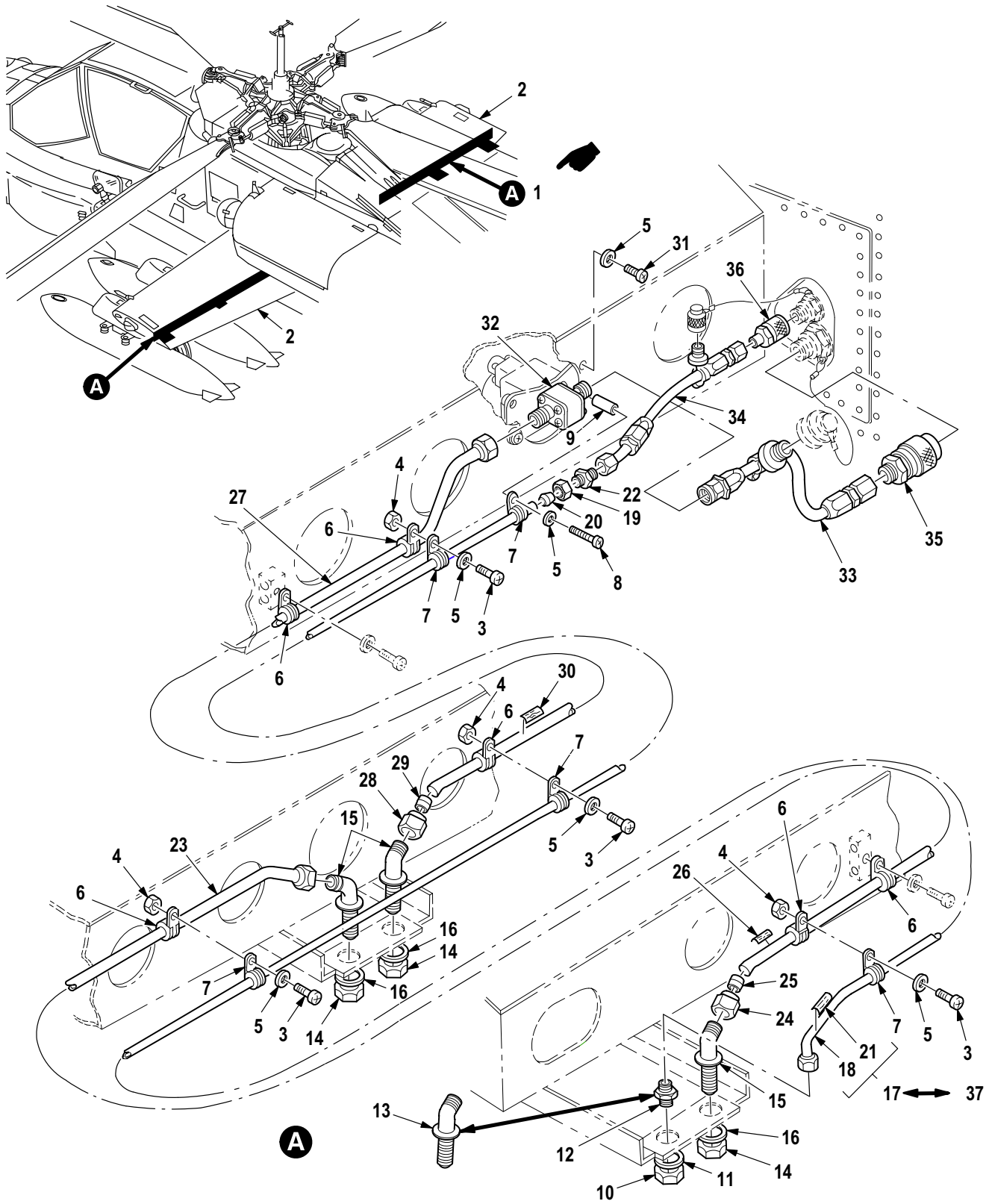
(1) ITEM NO.	(2) SMR CODE	(3) CAGE	(4) PART NUMBER	(5) DESCRIPTION AND USABLE ON CODE (UOC)	(6) QTY
				Group 10 Fuel System Fig. 584 Kit, Auxiliary Wing Tanks (2 Tanks) (Part 2)	
1	PDOFF	02731	7-367100000-13	• Installation Kit, Je	1
2	XDOOO	02731	7-367100000-17	•• Wing Assy LH	1
2	XDOOO	02731	7-367100000-18	•• Wing Assy RH	1
3	PAOZZ	80205	NAS1096-3-8	••• Screw, Machine	2
4	PAOZZ	96906	MS21044N3	••• Nut, Self-Locking, He	2
5	PAOZZ	88044	AN960JD10L	••• Washer, Flat	9
6	XDOZZ	96906	MS21919WDF8	••• Clamp, Loop	3
7	PAOZZ	80205	NAS623-3-32	••• Screw, Machine	1
8	PAOZZ	96906	MS21919WDF4	••• Clamp, Loop	3
9	PAOZZ	80205	NAS43DD4-48	••• Spacer, Sleeve	1
10	PAOZZ	98897	LS12906-184	••• Nut, Plain, Hexagon	1
11	PAOZZ	02731	7-367100009	••• Washer, Flat	2
12	PAOZZ	96906	MS21924D4	••• Adapter, Straight,Tu LH	1
13	PAOZZ	96906	MS21907D4	••• Elbow, Tube RH	1
14	MFOFF	02731	7-367100503-7	••• Tube Assy, Metal LH	1
14	MFOFF	02731	7-367100504	••• Tube Assy, Metal RH	1
15	XDOZZ	02731	HS4367-1	•••• Plate, Identificatio	1
16	PAOZZ	96906	MS21921D4	•••• Nut, Tube Coupling	2
17	PAOZZ	96906	MS21922-4	•••• Sleeve, Clinch, Tube	2
18	MFOZZ	02731	7-367100503-5	•••• Tube LH	1
18	MFOZZ	02731	7-367100504-3	•••• Tube RH	1
19	PAOZZ	96906	MS21902D4	••• Nipple, Boss LH	1
20	PAOZZ	02731	7-367100004	••• Hose Assembly, Nonme	1
21	PAOZZ	02731	7-31 1710169-7	••• Coupling Half, Quick	1
22	PAOZZ	81352	AN924-8D	••• Nut, Plain, Hexagon	1
23	PAOZZ	88044	AN960PD1216L	••• Washer, Flat	1
24	PAOZZ	96906	MS21907D8	••• Elbow, Tube	1
25	PAOOO	02731	7-367100507-7	••• Tube Assembly, Metal LH	1
25	PAOOO	02731	7-367100508-7	••• Tube Assembly, Metal RH	1
26	PAOZZ	96906	MS21921-8D	•••• Nut, Tube Coupling	2
27	PAOZZ	96906	MS21922-8	•••• Sleeve, Clinch, Tube	2
28	XDOZZ	02731	HS4367-1	•••• Plate, Identificatio	1
29	PAOZZ	8V613	7-367100005-3	••• Hose Assembly, Nonme	1
30	PAOZZ	02731	7-31 1642169-3	••• Coupling Half, Self-	1
31	PAOZZ	80205	NAS7703-3	••• Screw, Close Toleran	6
32	PAOZZ	02731	7-367100015-3	••• Valve, Ball	1
END OF FIGURE					



M09-1212D

Figure 585. Group 10 Kit, Auxiliary Wing Tanks (4 Tanks) (Part 1)

(1) ITEM NO.	(2) SMR CODE	(3) CAGE	(4) PART NUMBER	(5) DESCRIPTION AND USABLE ON CODE (UOC)	(6) QTY
				Group 10 Fuel System Fig. 585 Kit, Auxiliary Wing Tanks (4 Tanks) (Part 1)	
1	PDOFF	02731	7-367100000-1 1	• Installation Kit, Je	1
2	XDOOO	02731	7-367100000-15	•• Wing Assy, LH	1
2	XDOOO	02731	7-367100000-16	•• Wing Assy, RH	1
3	PBOOO	02731	7-367100101	••• Bracket, Mounting	2
4	PAOZZ	80205	NAS1403-2	•••• Screw, Machine	8
5	PAOZZ	88044	AN960JD10L	•••• Washer, Flat	8
6	PAOZZ	80205	MS21075L3E	•••• Nut, Self-Locking, PI	8
7	XDOZZ	02731	7-367100001-5	•••• Retainer	4
8	PAOZZ	80205	NAS7703-3	••• Screw, Close Toleran	4
9	PAOZZ	88044	AN960JD10L	••• Washer, Flat	5
10	PAOZZ	96906	MS21919WDF7	••• Clamp, Loop	1
11	PAOZZ	96906	MS21919WDF10	••• Clamp, Loop	3
12	PAOZZ	02731	7-26710001 1-5	••• Coupling Assembly, Q	4
13	PAOZZ	02731	7-26710001 1-3	••• Coupling Assembly, Q	4
14	PAOZZ	96906	MS29512-08	••• O-Ring	4
15	PAOZZ	00624	W22832D0804	••• Reducer, Tube	1
16	PAOZZ	02731	7-367100012-3	••• Hose Assembly, Nonme LH	1
16	PAOZZ	02731	7-367100012-4	••• Hose Assembly, Nonme RH	1
17	PAOZZ	02731	7-367100013-3	••• Hose Assembly, Nonme LH	2
17	PAOZZ	02731	7-367100013-4	••• Hose Assembly, Nonme RH	2
18	PAOZZ	02731	7-367100013-5	••• Hose Assembly, Nonme LH	1
18	PAOZZ	02731	7-367100013-6	••• Hose Assembly, Nonme RH	1
19	PAOZZ	80205	NAS6604-46	••• Bolt, Shear	2
20	PAOZZ	88044	AN960JD416	••• Washer, Flat	2
21	PAOZA	96906	MS21043-4	••• Nut, Self-Locking, Ex	2
22	XDOZZ	80205	NAS1305-46	••• Bolt, Shear	4
23	PAOZZ	88044	AN960JD516	••• Washer, Flat	4
24	PAOZA	96906	MS21043-5	••• Nut, Self-Locking, Ex	4
25	PAOZZ	02731	7-267100002-7	•• Cable Assembly, Spec	2
26	XDOZZ	02731	HS4910-9754	••• Marker, Tie	1
				END OF FIGURE	



M09-1213D

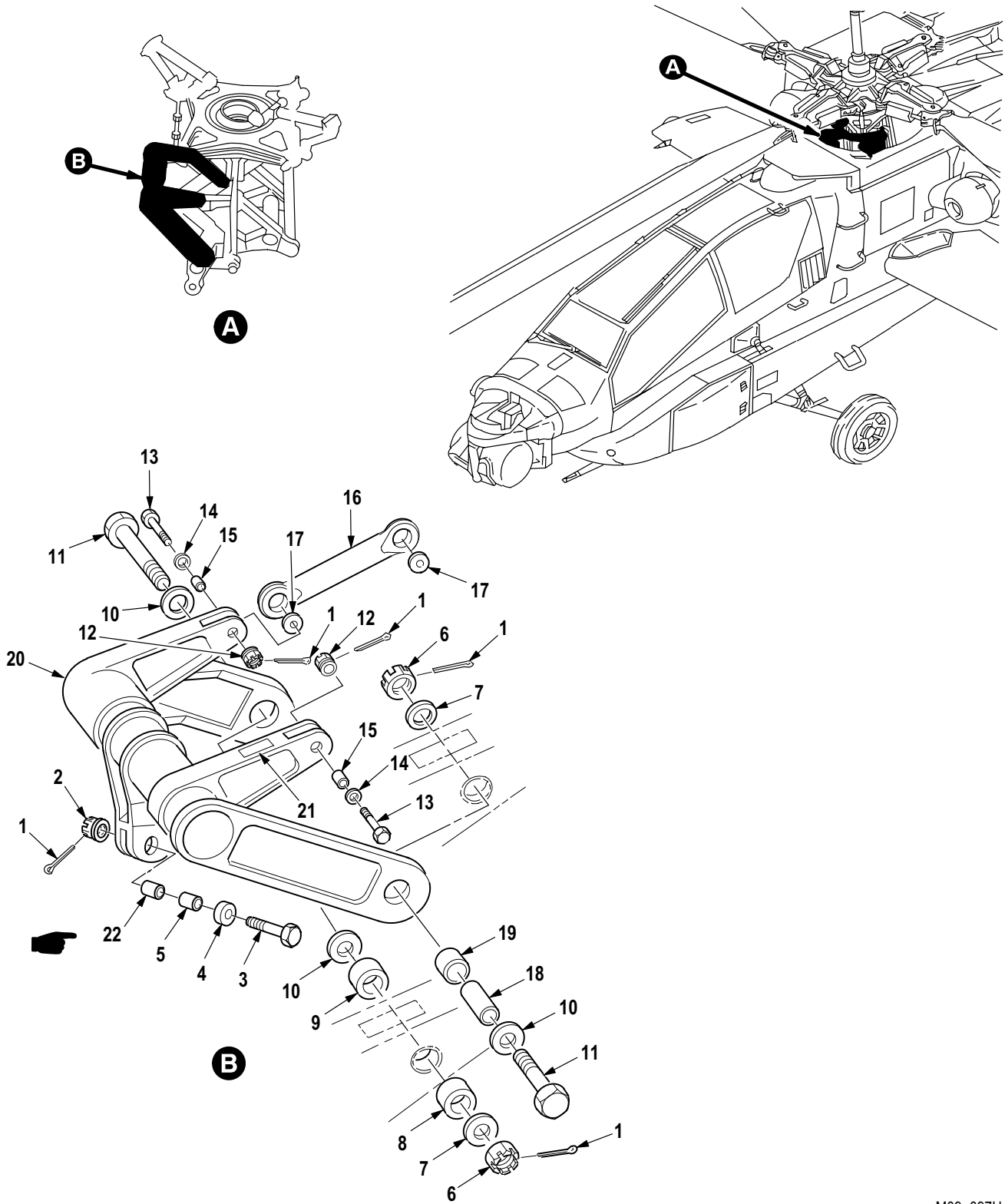
Figure 586. Group 10 Kit, Auxiliary Wing Tanks (4 Tanks) (Part 2)

(1) ITEM NO.	(2) SMR CODE	(3) CAGE	(4) PART NUMBER	(5) DESCRIPTION AND USABLE ON CODE (UOC)	(6) QTY
				Group 10 Fuel System Fig. 586 Kit, Auxiliary Wing Tanks (4 Tanks) (Part 2)	
1	PDOFF	02731	7-367100000-1 1	• Installation Kit, Je	1
2	XDOOO	02731	7-367100000-15	•• Wing Assy, LH	1
2	XDOOO	02731	7-367100000-16	•• Wing Assy, RH	1
3	PAOZZ	80205	NAS1096-3-8	••• Screw, Machine	4
4	PAOZZ	96906	MS21044N3	••• Nut, Self-Locking, He	4
5	PAOZZ	88044	AN960JD10L	••• Washer, Flat	8
6	XDOZZ	96906	MS21919WDF8	••• Clamp, Loop	6
7	PAOZZ	96906	MS21919WDF4	••• Clamp, Loop	5
8	PAOZZ	80205	NAS623-3-32	••• Screw, Machine	1
9	PAOZZ	80205	NAS43DD4-48	••• Spacer, Sleeve	1
10	PAOZZ	98897	LS12906-184	••• Nut, Plain, Hexagon	1
11	PAOZZ	02731	7-367100009	••• Washer, Flat	2
12	PAOZZ	96906	MS21924D4	••• Adapter, Straight,Tu	1
13	PAOZZ	96906	MS21907D4	••• Elbow, Tube RH	1
14	PAOZZ	81352	AN924-8D	••• Nut, Plain, Hexagon	3
15	PAOZZ	96906	MS21907D8	••• Elbow, Tube	3
16	PAOZZ	88044	AN960PD1216L	••• Washer, Flat	3
17	MFOFF	02731	7-367100501-7	••• Tube Assy, Metal LH	1
17	MFOFF	02731	7-367100502	••• Tube Assy, Metal RH	1
18	MFOZZ	02731	7-367100501-5	•••• Tube	1
19	PAOZZ	96906	MS21921-4D	•••• Nut, Tube Coupling	2
20	PAOZZ	96906	MS21922-4	•••• Sleeve, Clinch, Tube	2
21	XDOZZ	02731	HS4367-2	•••• Plate, Identificatio	1
22	PAOZZ	96906	MS21902D4	••• Nipple, Boss RH	1
23	PAOOO	02731	7-367100505-7	••• Tube Assembly, Metal LH	1
23	PAOOO	02731	7-367100506-7	••• Tube Assembly, Metal RH	1
24	PAOZZ	96906	MS21921-8D	•••• Nut, Tube Coupling	2
25	PAOZZ	96906	MS21922-8	•••• Sleeve, Clinch, Tube	2
26	XDOZZ	02731	HS4367-1	•••• Plate, Identificatio	1
27	PAOOO	02731	7-367100507-7	••• Tube Assembly, Metal LH	1
27	PAOOO	02731	7-367100508-7	••• Tube Assembly, Metal RH	1
28	PAOZZ	96906	MS21921-8D	•••• Nut, Tube Coupling	2
29	PAOZZ	96906	MS21922-8	•••• Sleeve, Clinch, Tube	2
30	XDOZZ	02731	HS4367-1	•••• Plate, Identificatio	1
31	PAOZZ	80205	NAS7703-3	••• Screw, Close Toleran	4
32	PAOZZ	02731	7-367100015-3	••• Valve, Ball	1
33	PAOZZ	8V613	7-367100005-3	••• Hose Assembly, Nonme	1
34	PAOZZ	02731	7-367100004	••• Hose Assembly, Nonme	1
35	PAOZZ	02731	7-31 1642169-3	••• Coupling Half, Self-	1
36	PAOZZ	02731	7-31 1710169-7	••• Coupling Half, Quick	1
37	MFOFF	02731	7-367100503-7	•• Tube Assy, Metal (For 2 Tanks Conversion)	1
37	MFOFF	02731	7-367100504	•• Tube Assy, Metal (For 2 Tanks Conversion)	1
END OF FIGURE					

(1) ITEM NO.	(2) SMR CODE	(3) CAGE	(4) PART NUMBER	(5) DESCRIPTION AND USABLE ON CODE (UOC)	(6) QTY
				Group 11 Flight Control System Fig. 587 Rotor Controls, Upper Main (Pitch Links and Scissors) 7-31 1511100	
1	PAOZZ	96906	MS24665-377	• Pin, Cotter	16
2	PAOZZ	96906	MS21224-12	• Nut, Self-Locking, As	8
3	PAOZZ	88044	AN960-1216L	• Washer, Flat	V
4	PAOZZ	02731	HS5039-0245	• Bolt, Close Toleranc	8
5	PAOZZ	02731	7-31 1511202-9	• Bushing, Sleeve	8
6	PAOZZ	02731	7-21 1511205	• Limiter, Pitch Link	4
7	PAOFF	02731	7-31 1511135-7	• Pitch Link Assy	4
8	PAOZZ	02731	7-31 1511136-9	•• Connecting Link, Rig	1
9	XDOZZ	80205	NAS509L14	•• Nut, Plain, Hexagon	1
10	PAOZZ	80205	NAS509-14	•• Nut, Plain, Hexagon	1
11	XDOZZ	02731	HS4951-1	•• Plate, Identificatio	1
12	PAOFF	02731	7-31 1511137-31	•• Rod End Assy	1
13	PAOFF	02731	7-31 1511137-33	•• Rod End Assy	1
14	PAOZZ	96906	MS171604	••• Pin, Spring (U/O P/N 7-311511137-31)	1
15	PAFZZ	0R2N0	HS4810-KR12CEGH	••• Bearing, Plain, Self-	2
16	XDOZZ	02731	HS4951-1	••• Plate, Identificatio	1
17	PAOZZ	96906	MS17826-9	• Nut, Self-Locking, Ca	4
18	PAOZZ	96906	MS20002-9	• Washer, Flat	4
19	PAOZZ	96906	MS20002C9	• Washer, Recessed	4
20	PAOZZ	80205	NAS1149F0932P	• Washer, Flat	V
21	PAOZZ	80205	NAS6209-25D	• Bolt, Shear	4
22	PAOZZ	02731	7-21 1511196	• Washer, Flat	2
23	PAOZZ	02731	7-21 1511199-3	• Bearing, Washer, Thru	4
24	PAOZZ	02731	7-21 1511197-5	• Bushing, Sleeve	4
25	PAOZZ	96906	MS24665-302	• Pin, Cotter	2
26	PAOZZ	96906	MS17826-10	• Nut, Self-Locking, SI	2
27	PAOZZ	80205	NAS1149D1063K	• Washer, Flat	2
28	PAOZZ	02731	7-21 1511224	• Washer, Flat	2
29	PAOZZ	80205	NAS1149D1290K	• Washer, Flat	2
30	PAODD	02731	7-31 1511158-3	• Scissors Assy, Main	1
31	PAOFF	8V613	7-31 1511158-5	• Scissors Assy, Main	1
32	PAOZZ	76005	RS40-7	•• Pin, Cotter	1
33	PAOZZ	96906	MS17826-14	•• Nut, Self-Locking, SI	1
34	PAOZZ	96906	MS21206-14	•• Washer, Flat	1
35	PAOZZ	96906	MS21206-C14	•• Washer, Recessed	1
36	PAOZZ	02731	7-21 1511160-3	•• Bolt, Shear	1
37	PAOZZ	02731	7-21 1511195	•• Spacer, Plate (U/O P/N 7-311511158-3)	2
38	PAOZZ	02731	7-21 1511166	•• Bearing, Washer, Thru (U/O P/N 7-311511158-3)	2
39	PAOZZ	02731	7-21 1511167	•• Bushing, Sleeve (U/O P/N 7-311511158-3)	2
39	PAOZZ	02731	7-21 1511167-3	•• Bushing, Sleeve (U/O P/N 7-311511158-5)	2
40	PAOFF	02731	7-31 1511159	•• Arm Assy, Flight Con	1
41	PAFZZ	02731	HS5444-0003	••• Bearing, Sleeve (Oversize Bearing for P/N 7-211511163)	2
41	PAFZZ	02731	7-21 1511163	••• Bearing, Sleeve	2
41	PAOZZ	02731	HS5444-0004	••• Bearing, Sleeve (Oversize Bearing for P/N 7-211511163)	2
42	PAODD	02731	7-31 1511161	•• Arm Assy, Flight Con	1

(1) ITEM NO.	(2) SMR CODE	(3) CAGE	(4) PART NUMBER	(5) DESCRIPTION AND USABLE ON CODE (UOC)	(6) QTY
43	PAFZZ	0R2N0	HS4810-KR12CEGH	••• Bearing, Plain, Self-	1
44	PAODD	02731	7-31 1511101-23	• Swashplate, Controll	1
45	PAOZZ	02731	HS5284LN01	•• Locknut, Special	2
46	PAOZZ	02731	HS5284-3001	•• Transducer, Motional	1
47	PAOZZ	96906	MS24665-302	•• Pin, Cotter	2
48	PAOZZ	96906	MS17826-10	•• Nut, Self-Locking, Sl	2
49	PAOZZ	80205	NAS1149D1063K	•• Washer, Flat	2
50	PAFZZ	88044	AN960KD1016L	•• Washer, Flat	V
51	PAOZZ	02731	7-21 1511201	•• Pin, Shoulder, Headle	2
END OF FIGURE					

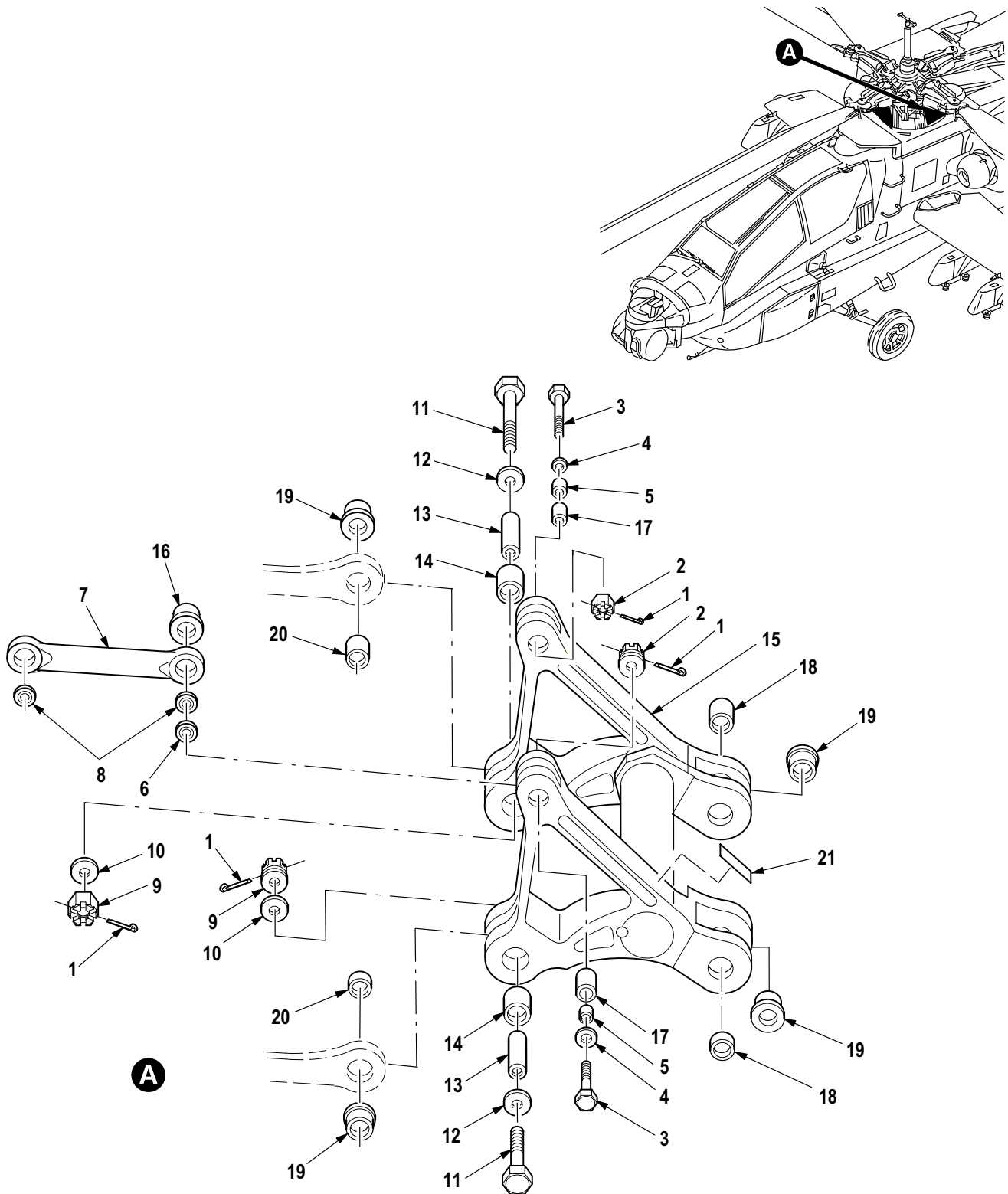
(1) ITEM NO.	(2) SMR CODE	(3) CAGE	(4) PART NUMBER	(5) DESCRIPTION AND USABLE ON CODE (UOC)	(6) QTY
				Group 11 Flight Control System Fig. 588 Rotor Controls, Upper Main (Torque and Lateral Links) 7-31 1511100	
1	PAOZZ	96906	MS24665-377	• Pin, Cotter	4
2	PAOZZ	96906	MS21224-12	• Nut, Self-Locking, As	3
3	PAOZZ	88044	AN960-1216L	• Washer, Flat	V
4	PAOZZ	02731	HS5039-0261	• Bolt, Close Toleranc	1
5	PAOZZ	02731	7-31 1511155-3	• Bushing, Sleeve	1
6	PAOZZ	96906	MS17826-16	• Nut, Self-Locking, Sl	2
7	PAOZZ	96906	MS21206-16	• Washer, Flat	2
8	PAOZZ	02731	7-21 1511211-3	• Bolt, Self-Locking	2
9	PAOZZ	88044	AN960-1616L	• Washer, Flat	V
10	PAOZZ	02731	7-31 1511122-3	• Spacer, Sleeve	1
11	PAOZZ	02731	7-31 1511210-3	• Bushing, Sleeve	2
12	PAOFF	02731	7-31 1511181-43	• Connecting Link, Rig	1
13	PAFZZ	02731	7-21 1511193	•• Plate, Retaining, Bea	1
14	PAFZZ	0R2N0	HS4810-KR12CEGH	•• Bearing, Plain, Self-	1
15	PAFZZ	02731	7-21 1511192	•• Bushing, Mounting, To	1
16	PAFZZ	02731	HS5508-13	•• Bushing, Sleeve (Oversize Bushing for P/N 7-311511121)	2
16	PAFZZ	02731	HS5508-14	•• Bushing, Sleeve (Oversize Bushing for P/N 7-311511121)	2
16	PAFZZ	02731	7-31 1511121	•• Bushing, Sleeve	2
17	XDOZZ	02731	HS4951-1	•• Plate, Identificatio	1
18	PAOZZ	02731	HS5039-0264	• Bolt, Close Toleranc	2
19	PAOZZ	02731	7-31 1511202-5	• Bushing, Sleeve	2
20	PAOZZ	02731	HS5039-0255	• Bolt, Close Toleranc	2
21	PAOZZ	02731	7-31 1511155-15	• Bushing, Sleeve	2
22	PAOZZ	02731	7-21 1511205-3	• Limiter, Link, Contro	2
23	PAOFF	02731	7-31 1511182-17	• Link Assy, Main Roto	2
24	PAFZZ	0R2N0	HS4810-KR12CEGH	•• Bearing, Plain, Self-	2
25	XDOZZ	02731	HS4951-1	•• Plate, Identificatio	1
END OF FIGURE					



M09-097H

Figure 589. Group 11 Rotor Controls, Upper Main (Forward Longitudinals)
7-31 1511100

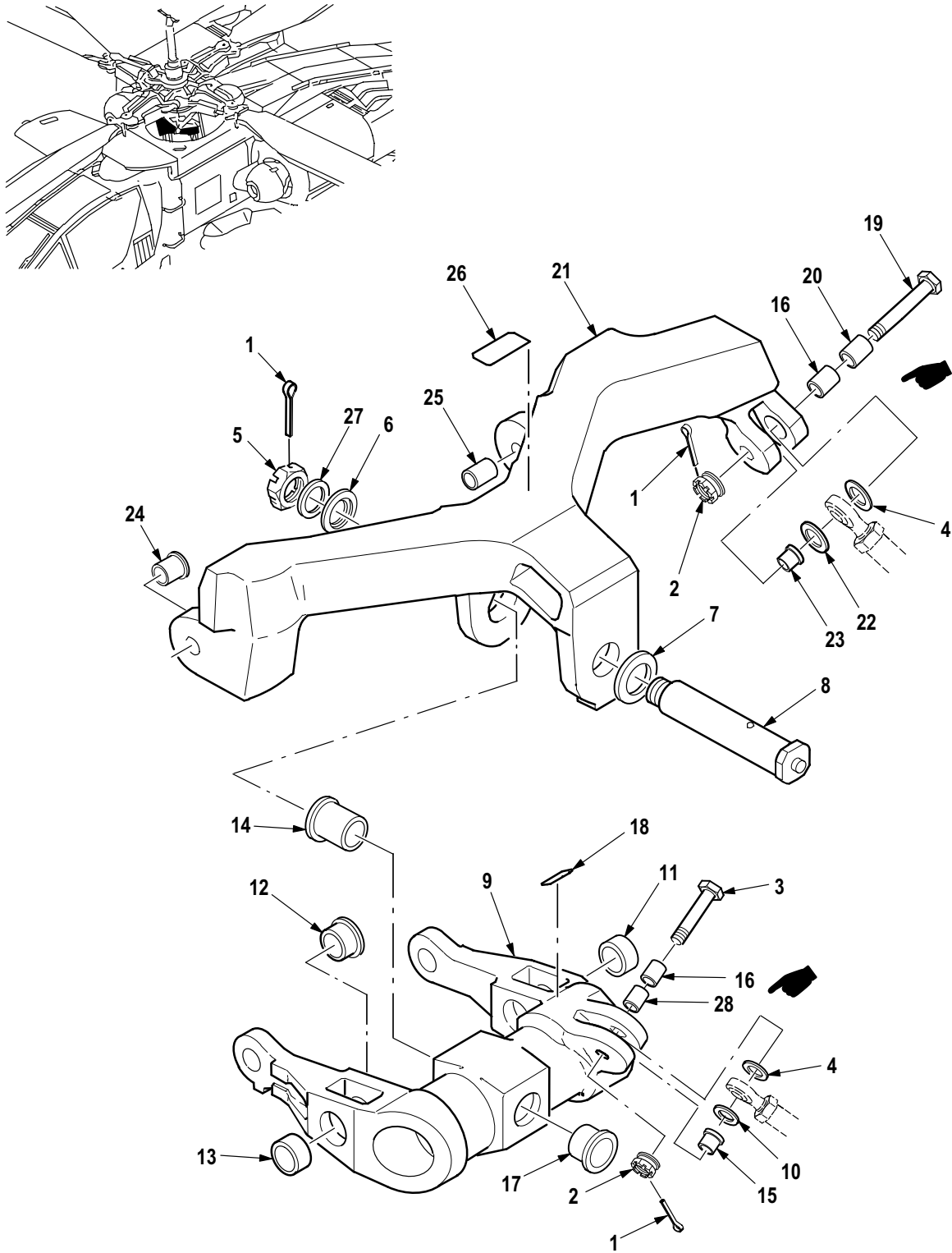
(1) ITEM NO.	(2) SMR CODE	(3) CAGE	(4) PART NUMBER	(5) DESCRIPTION AND USABLE ON CODE (UOC)	(6) QTY
				Group 11 Flight Control System Fig. 589 Rotor Controls, Upper Main (Forward Longitudinals) 7-31 1511100	
1	PAOZZ	96906	MS24665-377	• Pin, Cotter	5
2	PAOZZ	96906	MS21224-12	• Nut, Self-Locking, As	1
3	PAOZZ	02731	HS5039-0250	• Bolt, Close Toleranc	1
4	PAOZZ	88044	AN960-1216L	• Washer, Flat	V
5	PAOZZ	02731	7-31 1511155-13	• Bushing, Sleeve	2
6	PAOZZ	96906	MS17826-20	• Nut, Self-Locking, Sl	2
7	PAOZZ	88044	AN960-2016	• Washer, Flat	2
8	PAOZZ	02731	7-31 1511122-9	• Spacer, Sleeve	1
9	PAOZZ	02731	7-31 1511122-7	• Spacer, Sleeve	1
10	PAOZZ	02731	7-21 1511177-3	• Washer, Flat	3
11	PAOZZ	02731	7-21 1511133-3	• Bolt, Self-Locking	2
12	PAOZZ	96906	MS21224-9	• Nut, Self-Locking, As	4
13	PAOZZ	96906	MS27576-9-26	• Bolt, Close Toleranc	2
14	PAOZZ	80205	NAS1149F0932P	• Washer, Flat	V
15	PAOZZ	02731	7-31 1511155-7	• Bushing, Sleeve	2
16	PAOFF	02731	7-31 1511130-15	• Connecting Link, Rig	2
17	PAFZZ	02731	7-21 1511168	•• Bearing, Plain, Self-	2
18	PAOZZ	02731	7-31 1511122-5	• Spacer, Sleeve	1
19	PAOZZ	02731	7-31 1511155-9	• Bushing, Sleeve	1
20	PAODD	02731	7-31 1511127-7	• Bell Crank	1
21	XDOZZ	02731	HS4951-1	•• Plate, Identificatio	1
22	PAFZZ	02731	7-31 1511202-13	•• Bushing, Sleeve	1
END OF FIGURE					



M09-950B

Figure 590. Group 11 Rotor Controls, Upper Main (AFT Longitudinals)
7-31 1511100

(1) ITEM NO.	(2) SMR CODE	(3) CAGE	(4) PART NUMBER	(5) DESCRIPTION AND USABLE ON CODE (UOC)	(6) QTY
				Group 11 Flight Control System Fig. 590 Rotor Controls, Upper Main (AFT Longitudinals) 7-31 1511100	
1	PAOZZ	96906	MS24665-377	• Pin, Cotter	4
2	PAOZZ	96906	MS21224-9	• Nut, Self-Locking, As	2
3	PAOZZ	96906	MS27576-9-32	• Bolt, Close Toleranc	2
4	PAOZZ	80205	NAS1149F0932P	• Washer, Flat	V
5	PAOZZ	02731	7-31 1511155-5	• Bushing, Sleeve	2
6	PAOZZ	02731	7-21 1511216-9	• Washer, Flat	2
7	PAOFF	02731	7-31 1511130-15	• Connecting Link, Rig	2
8	PAFZZ	02731	7-21 1511168	•• Bearing, Plain, Self-	2
9	PAOZZ	96906	MS17826-16	• Nut, Self-Locking, SI	2
10	PAOZZ	96906	MS21206-16	• Washer, Flat	2
11	PAOZZ	02731	7-21 1511209-3	• Bolt, Internally Rel	2
12	PAOZZ	88044	AN960-1616L	• Washer, Flat	V
13	PAOZZ	02731	7-31 1511122-3	• Spacer, Sleeve	2
14	PAOZZ	02731	7-31 1511210-5	• Bushing, Sleeve	2
15	PAOFF	02731	7-31 1511125-17	• Bell Crank	1
16	PAFZZ	02731	HS5507-23	•• Bushing, Sleeve (Oversize Bushing for P/N 7-311511207-5)	2
16	PAFZZ	02731	HS5507-24	•• Bushing, Sleeve (Oversize Bushing for P/N 7-311511207-5)	2
16	PAFZZ	02731	7-31 1511207-5	•• Bushing, Sleeve	2
17	PAFZZ	02731	HS5504-15	•• Bushing, Sleeve (Oversize Bushing for P/N 7-311511202-19)	2
17	PAFZZ	02731	HS5504-16	•• Bushing, Sleeve (Oversize Bushing for P/N 7-311511202-19)	2
17	PAFZZ	02731	7-31 1511202-19	•• Bushing, Sleeve	2
18	PAFZZ	02731	HS5443-1	•• Bearing, Sleeve (Oversize Bearing for P/N 7-211511146)	2
18	PAFZZ	02731	HS5443-2	•• Bearing, Sleeve (Oversize Bearing for P/N 7-211511146)	2
18	PAFZZ	02731	7-21 1511146	•• Bearing, Sleeve	2
19	PAFZZ	02731	HS5445-1	•• Bearing, Sleeve (Oversize Bearing for P/N 7-211511147)	4
19	PAFZZ	02731	HS5445-2	•• Bearing, Sleeve (Oversize Bearing for P/N 7-211511147)	2
19	PAFZZ	02731	7-21 1511147	•• Bearing, Sleeve	4
20	PAFZZ	02731	HS5443-3	•• Bearing, Sleeve (Oversize Bearing for P/N 7-211511148)	2
20	PAFZZ	02731	HS5443-4	•• Bearing, Sleeve (Oversize Bearing for P/N 7-211511148)	2
20	PAFZZ	02731	7-21 1511148	•• Bearing, Sleeve	2
21	XDOZZ	02731	HS4951-1	•• Plate, Identificatio	1
END OF FIGURE					

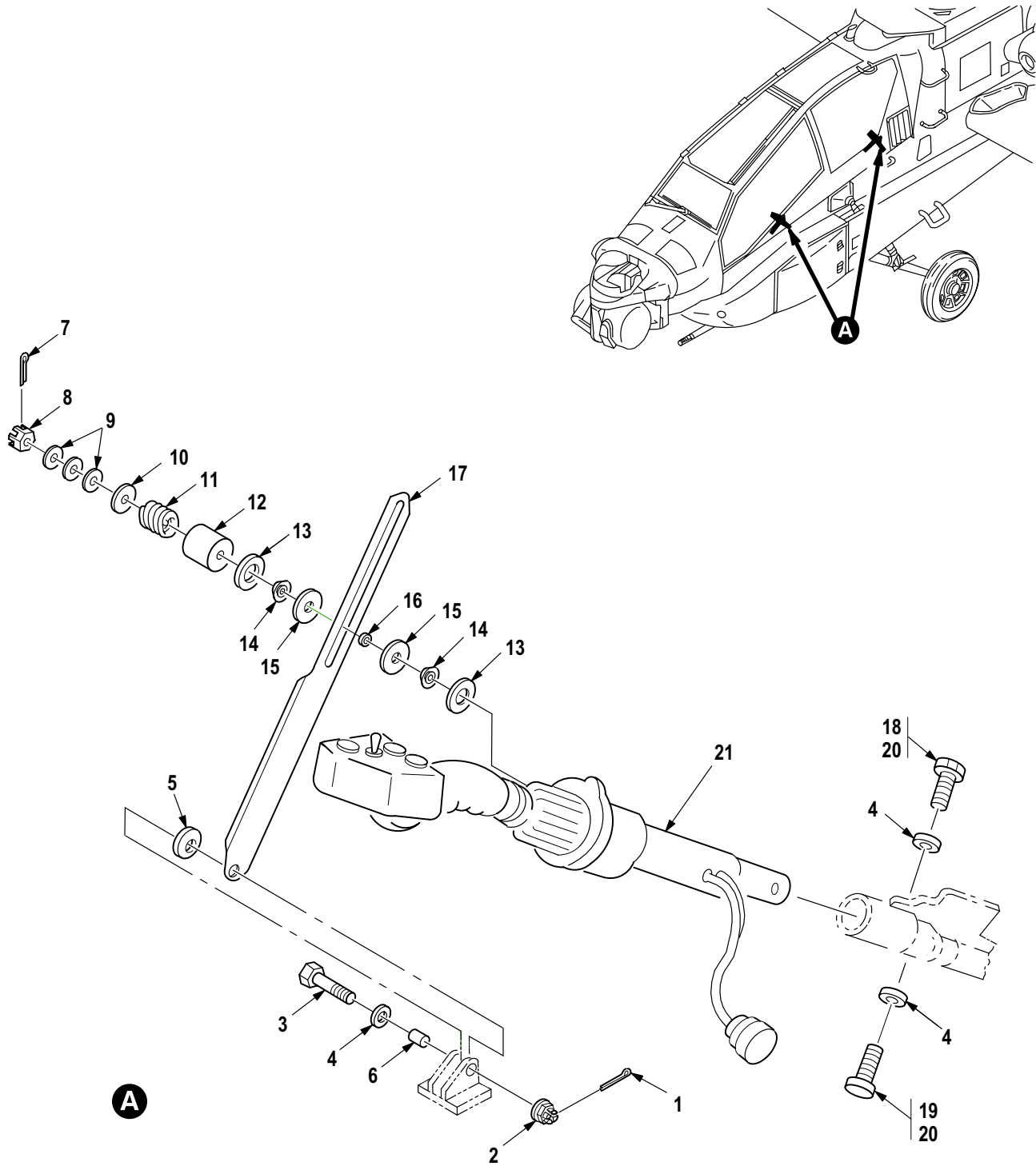


M09-096H

Figure 591. Group 11 Rotor Controls, Upper Main (Collective and Laterals)
7-31 1511100

(1) ITEM NO.	(2) SMR CODE	(3) CAGE	(4) PART NUMBER	(5) DESCRIPTION AND USABLE ON CODE (UOC)	(6) QTY
				Group 11 Flight Control System Fig. 591 Rotor Controls, Upper Main (Collective and Laterals) 7-31 1511100	
1	PAOZZ	96906	MS24665-377	• Pin, Cotter	3
2	PAOZZ	96906	MS21224-12	• Nut, Self-Locking, As	2
3	PAOZZ	02731	HS5039-0250	• Bolt, Close Toleranc	1
4	PAOZZ	88044	AN960-1216L	• Washer, Flat	V
5	PAOZZ	96906	MS17826-20	• Nut, Self-Locking, Sl	1
6	PAOZZ	02731	7-21 1511217	• Washer, Recessed	1
7	PAOZZ	02731	7-21 1511216	• Washer, Flight Contr	1
8	PAOZZ	02731	7-21 1511134-3	• Bolt, Rotor Controls	1
9	PAODD	02731	7-31 1511117-13	• Bell Crank Collective	1
10	PAOZZ	02731	7-21 1511216-13	• • Washer, Flat	1
11	PAFZZ	02731	HS5504-23	• • Bushing, Sleeve (Oversize Bushing for P/N 7-311511202-1 1)	1
11	PAFZZ	02731	HS5504-24	• • Bushing, Sleeve (Oversize Bushing for P/N 7-311511202-1 1)	1
11	PAFZZ	02731	7-31 1511202-1 1	• • Bushing, Sleeve	1
12	PAFZZ	02731	HS5443-7	• • Bearing, Sleeve (Oversize Bearing for P/N HS4618-26C031B)	1
12	PAFZZ	02731	HS4618-26C031B	• • Bearing, Sleeve	1
12	PAFZZ	02731	HS5443-8	• • Bearing, Sleeve (Oversize Bearing for P/N HS4618-26C031B)	1
13	PAFZZ	02731	HS5443-5	• • Bearing, Sleeve (Oversize Bearing for P/N HS4618-26C023B)	1
13	PAFZZ	02731	HS4618-26C023B	• • Bearing, Sleeve	1
13	PAFZZ	02731	HS5443-6	• • Bearing, Sleeve (Oversize Bearing for P/N HS4618-26C023B)	1
14	PAFZZ	02731	HS5513-3	• • Bearing, Sleeve (Oversize Bearing for P/N 7-311511118-5)	1
14	PAFZZ	02731	HS5513-4	• • Bearing, Sleeve (Oversize Bearing for P/N 7-311511118-5)	1
14	PAFZZ	02731	7-31 1511118-5	• • Bearing, Sleeve	1
15	PAFZZ	02731	HS5508-1 1	• • Bushing, Sleeve (Oversize Bushing for P/N 7-311511120)	1
15	PAFZZ	02731	HS5508-12	• • Bushing, Sleeve (Oversize Bushing for P/N 7-311511120)	1
15	PAFZZ	02731	7-31 1511120	• • Bushing, Sleeve	1
16	PAFZZ	02731	7-31 1511202-13	• • Bushing, Sleeve	1
17	PAFZZ	02731	7-31 1511118-3	• • Bearing, Sleeve	1
18	XDOZZ	02731	HS4951-1	• • Plate, Identificatio	1
19	PAOZZ	02731	HS5039-0257	• Bolt, Close Toleranc	1
20	PAOZZ	02731	7-31 1511155-17	• Bushing, Main Rotor	1
21	PAODD	02731	7-31 1511123-17	• Bell Crank	1
22	PAOZZ	02731	7-21 1511216-13	• • Washer, Flat	1
23	PAFZZ	02731	HS5507-19	• • Bushing, Sleeve (Oversize Bushing for P/N 7-311511203-7)	1
23	PAFZZ	02731	HS5507-20	• • Bushing, Sleeve (Oversize Bushing for P/N 7-311511203-7)	1
23	PAFZZ	02731	7-31 1511203-7	• • Bushing, Sleeve	1
24	PAFZZ	02731	HS5507-15	• • Bushing, Sleeve (Oversize Bushing for P/N 7-311511208)	1

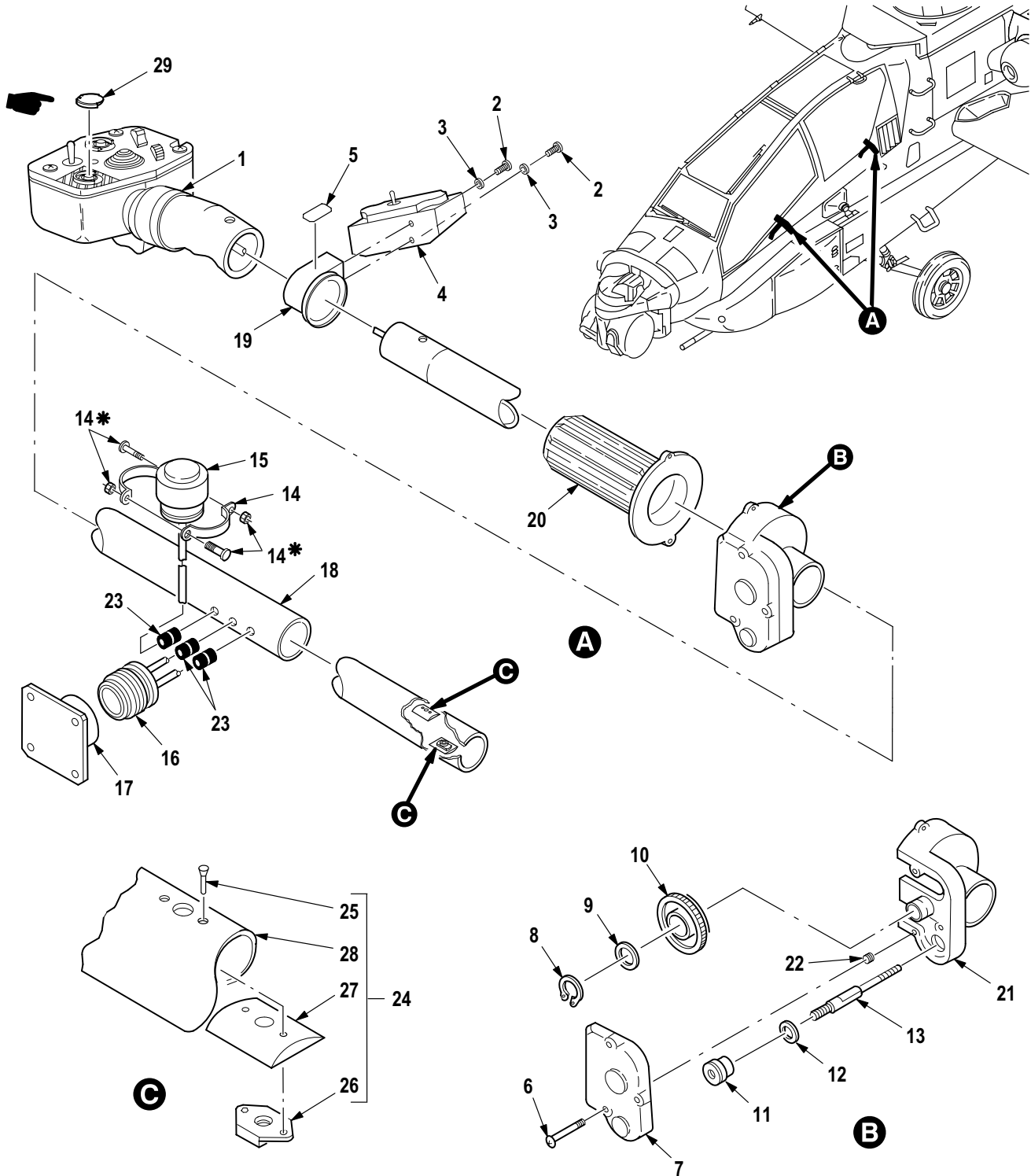
(1) ITEM NO.	(2) SMR CODE	(3) CAGE	(4) PART NUMBER	(5) DESCRIPTION AND USABLE ON CODE (UOC)	(6) QTY
24	PAFZZ	02731	HS5507-16	•• Bushing, Sleeve (Oversize Bushing for P/N 7-311511208)	1
24	PAFZZ	02731	7-31 1511208	•• Bushing, Sleeve	2
25	PAFZZ	02731	HS5504-17	•• Bushing, Sleeve (Oversize Bushing for P/N 7-311511202-21)	1
25	PAFZZ	02731	HS5504-18	•• Bushing, Sleeve (Oversize Bushing for P/N 7-311511202-21)	1
25	PAFZZ	02731	7-31 1511202-21	•• Bushing, Sleeve	2
26	XDOZZ	02731	HS4951-1	•• Plate, Identificatio	1
27	PAOZZ	88044	AN960-2016	• Washer, Flat	1
28	PAFZZ	02731	7-31 1511155-13	• Bushing, Sleeve	1
END OF FIGURE					



M09-956C

Figure 592. Group 11 Stick Installation, Collective
7-31 1512000 (Pilot)
7-31 1513000 (Copilot/Gunner)

(1) ITEM NO.	(2) SMR CODE	(3) CAGE	(4) PART NUMBER	(5) DESCRIPTION AND USABLE ON CODE (UOC)	(6) QTY
				Group 11 Flight Control System Fig. 592 Stick Installation, Collective 7-31 1512000 (Pilot) 7-31 1513000 (Copilot/Gunner)	
1	PAOZZ	96906	MS24665-153	• Pin, Cotter	2
2	PAOZZ	96906	MS21224-4	• Nut, Self-Locking, As	1
3	PAOZZ	96906	MS27576-4-08	• Bolt, Close Toleranc	1
4	PAOZZ	88044	AN960KD416L	• Washer, Flat	5
5	PAOZZ	88044	AN960KD616	• Washer, Flat	1
6	PAOZZ	02731	HS5542-04022	• Bushing, Sleeve	1
7	PAOZZ	96906	MS24665-88	• Pin, Cotter	1
8	PAOZZ	96906	MS17826-4	• Nut, Self-Locking, Sl	1
9	PAOZZ	88044	AN960C416L	• Washer, Flat	V
10	PAOZZ	02731	7-1 15112042-3	• Washer, Flat	1
11	PAOZZ	02731	7-1 15112044-3	• Spring, Helical, Comp	1
12	PAOZZ	02731	7-1 15112043-3	• Retainer, Helical Co	1
13	PAOZZ	02731	7-31 1512112-3	• Washer, Concave	2
14	PAOZZ	02731	7-31 1512112-5	• Washer, Shouldered A	2
15	PAOZZ	02731	7-31 1512111	• Washer, Flat	2
16	PAOZZ	02731	7-31 1512113	• Bushing, Sleeve	1
17	PAOZZ	02731	7-31 1512016-3	• Guide, Friction Adju	1
18	PAOZZ	80205	NAS6604H5	• Bolt, Shear	1
19	PAOZZ	80205	NAS1304-5	• Bolt, Machine	1
20	PAOZZ	80205	NAS6604H4	• Bolt, Shear	2
21	PAOFF	02731	7-31 1512001-3	• Control Stick, Aircr (See Fig. 593 for Breakdown)	1
END OF FIGURE					

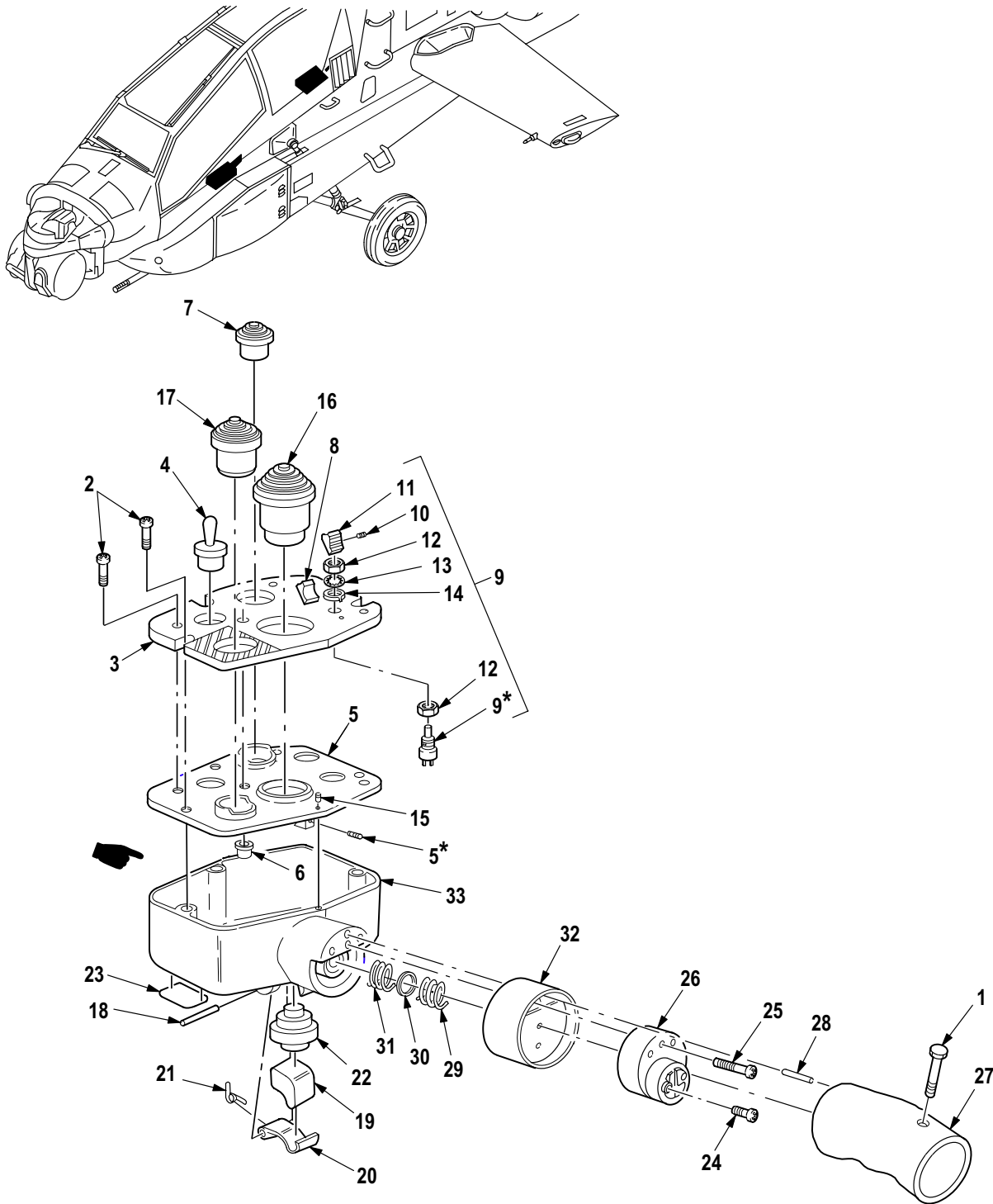


* SUPPLIED WITH ATTACHED ITEM

M09-090F

Figure 593. Group 11 Control Stick, Aircraft (Pilot and Copilot/Gunner)
7-31 1512001-3

(1) ITEM NO.	(2) SMR CODE	(3) CAGE	(4) PART NUMBER	(5) DESCRIPTION AND USABLE ON CODE (UOC)	(6) QTY
				Group 11 Flight Control System Fig. 593 Control Stick, Aircraft (Pilot and Copilot/Gunner) 7-31 1512001-3 See Fig. 592 for NHA	
1	PAOOO	02731	7-21 1512007-101	• Grip Assembly, Contr (See Fig. 594 for Breakdown)	1
2	PAOZZ	88044	AN503-6-6	• Screw, Machine	2
3	PAOZZ	96906	MS35338-41	• Washer, Lock	2
4	XDOOO	02731	7-31 1D10015	• Switch Assembly (See Fig. 595 for Breakdown)	1
5	XDFZZ	02731	7-21 1512075	• Decal	1
6	PAFZZ	96906	MS21097-04010	• Screw, Cap, Socket He	3
7	PAFZZ	02731	7-21 1512072	• Cover, Support, Frict	1
8	PAFZZ	96906	MS16624-4046	• Ring, Retaining	1
9	PAFZZ	80205	NAS1149D0816K	• Washer, Flat	1
9	PAFZZ	80205	NAS1149C0816R	• Washer, Flat	1
9	PAFZZ	88044	AN960C816L	• Washer, Flat	1
10	PAFZZ	02731	7-21 1512079	• Gear Cluster	1
11	PAFZZ	02731	7-21 1512069	• Gear, Spur	1
12	PAFZZ	02731	HS306A34H	• Washer, Flat	1
13	PAFZZ	02731	7-21 1512070-3	• Shaft, Friction Coll	1
14	PAOZZ	81349	M85049/49-2-16W	• Clamp, Cable, Electri	1
15	PAOZZ	96906	MS27467T17B8P	• Connector, Plug, Elec	1
16	PAFZZ	96906	MS27467T21B41PN	• Connector, Plug, Elec	1
17	XDFZZ	81349	M85049/27-20W	• Backshell	1
18	PAFFF	02731	7-31 1512004	• Tube Assy, Collectiv	1
19	PAFZZ	02731	7-31 1512078	• Retainer, Rotor Cont	1
20	PAFZZ	02731	7-21 1512077	• Handle, Gear, Flight	1
21	PAFFF	02731	7-31 1512076	• Housing Assy, Rotor	1
22	PAFZZ	96906	MS51830-102	• Insert, Screw Thread	3
23	PAFZZ	80205	NAS557-6C	• Grommet, Nonmetallic	3
24	PAFFF	02731	7-21 1512034-3	• Control Rod	1
25	PAFZZ	02731	HS4463-3-312	• Rivet, Blind	4
26	PAFZZ	96906	MS21075L4E	• Nut, Self-Locking, Pl	2
27	XAFZZ	02731	7-21 1512034-5	• Plate	2
28	XAFZZ	02731	7-21 1512034	• Tube	1
29	PAOZZ	81996	FCH0002121	• Cover, Access	1
END OF FIGURE					

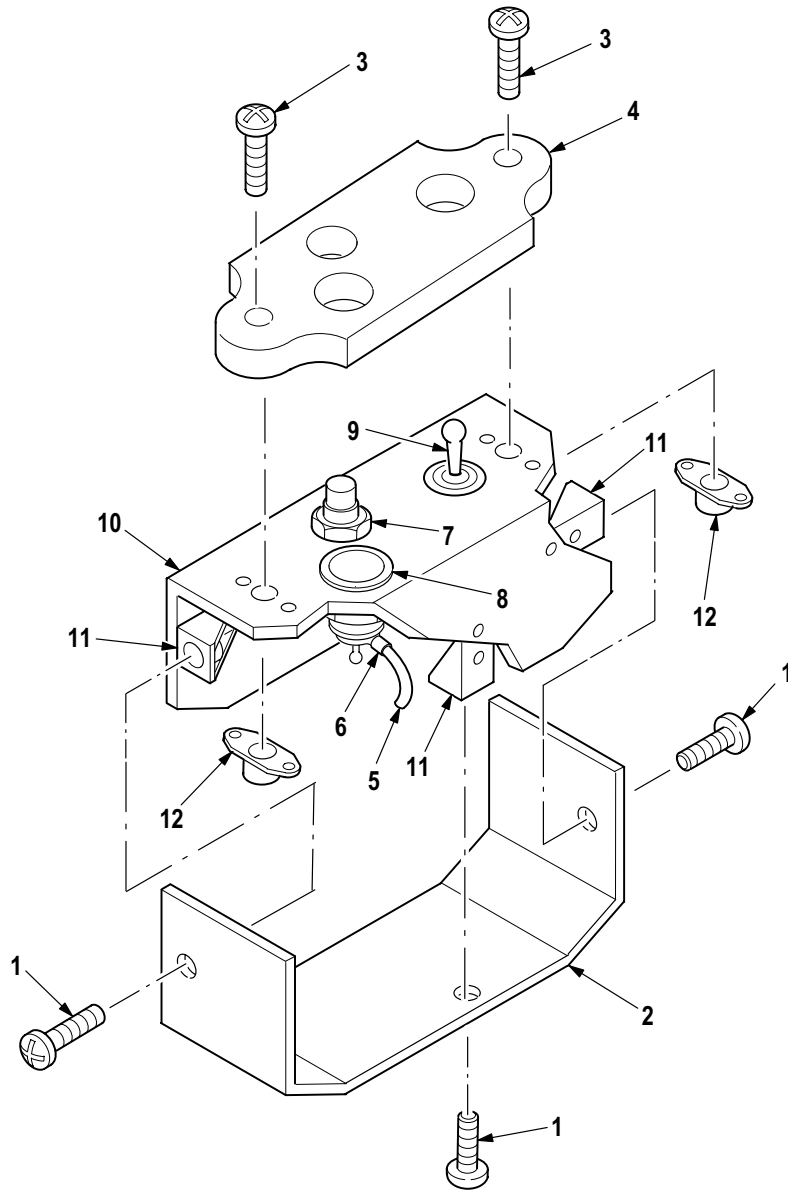
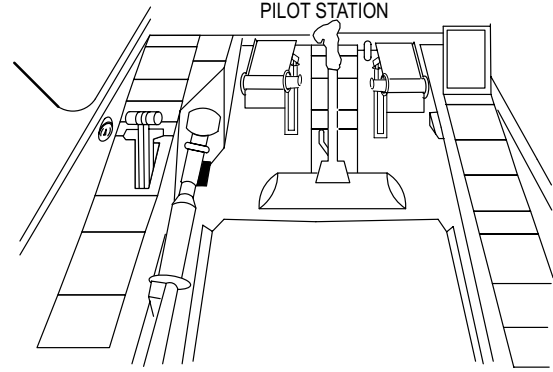
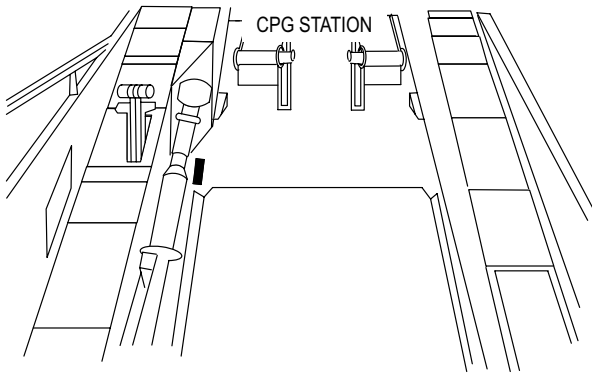


*SUPPLIED WITH ATTACHED ITEM

M09-655D

Figure 594. Group 11 Grip Assembly, Control, Collective Stick (Pilot and Copilot/Gunner)
7-21 1512007-101

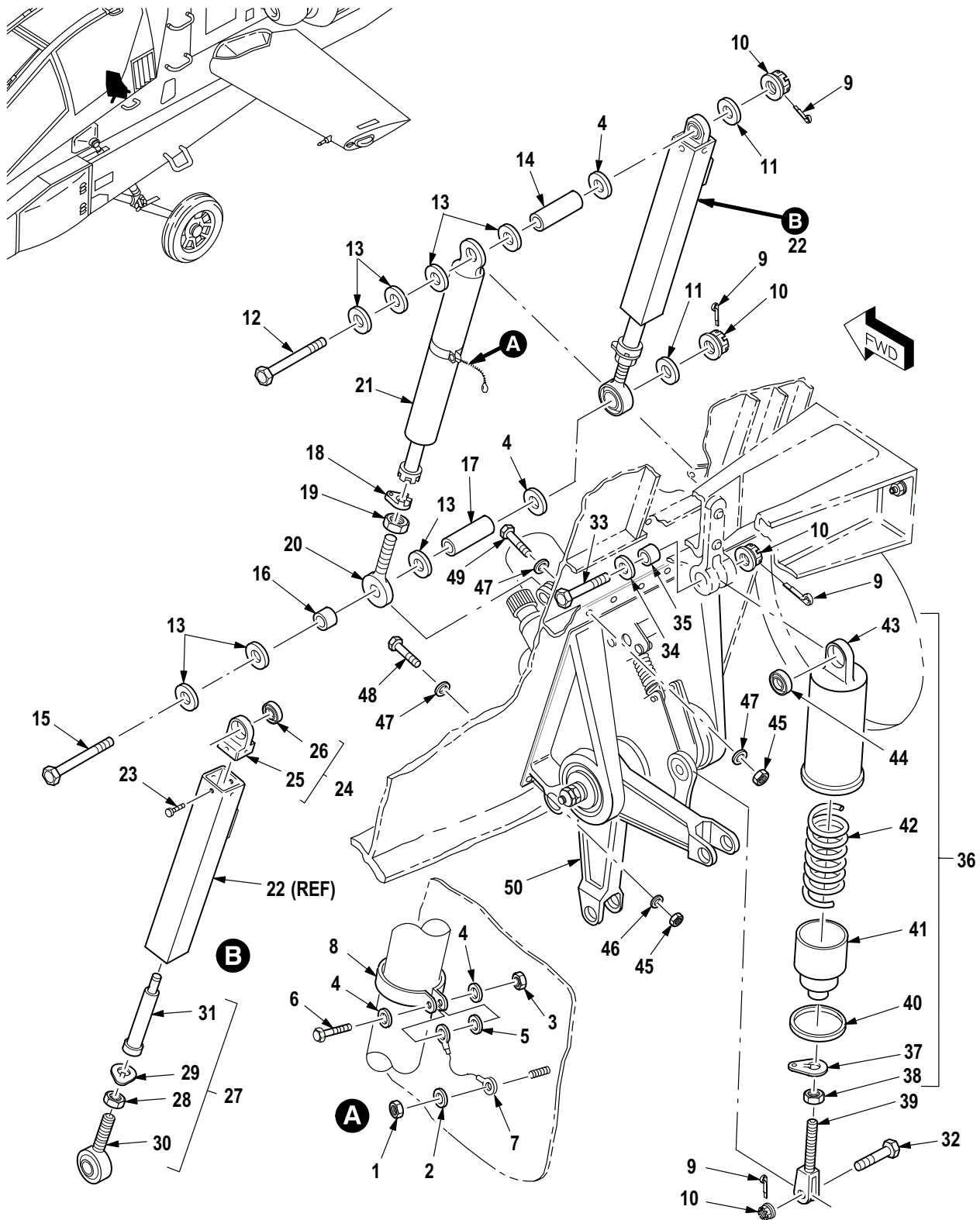
(1) ITEM NO.	(2) SMR CODE	(3) CAGE	(4) PART NUMBER	(5) DESCRIPTION AND USABLE ON CODE (UOC)	(6) QTY
				Group 11 Flight Control System Fig. 594 Grip Assembly, Control, Collective Stick (Pilot and Copilot/Gunner) 7-21 1512007-101 See Fig. 593 for NHA	
1	PAOZZ	81579	724-277-1	• Bolt, Grip Control	1
2	PAOZZ	96906	MS51957-29B	• Screw, Machine	6
3	PAOZZ	81579	724-0103-01	• Panel, Indicating, Li	1
4	PAOZZ	96906	MS90310-31 1	• Switch, Toggle	1
5	PAOZZ	81579	724-0103-3	• Plate, Switch, Grip C	1
6	PAOZZ	96906	MS90335-6	• Connector, Receptacl	1
7	PAOZZ	96906	MS25089-1A	• Switch, Push	1
8	PAOZZ	81579	997-0166	• Switch, Toggle	1
9	PAOOO	81579	997-0034	• Switch, Toggle	1
10	PAOZZ	96906	MS51963-3	• • Setscrew	1
11	PAOZZ	81579	STD653-1	• • Knob	1
12	XDOZZ	96906	MS25082-8	• • Nut, Hex	2
13	PAOZZ	96906	MS35333-121	• • Washer, Lock	1
14	XDOZZ	96906	MS25081-4	• • Washer, Key	1
15	PAOZZ	96906	MS51963-1 1	• Setscrew	1
16	PAOZZ	81579	400-4330	• Switch, Toggle	1
17	PAOZZ	81579	STD959-27	• Switch, Push	1
18	PAOZZ	81579	724-244-1	• Pin, Grip Control	1
19	PAOZZ	81579	724-223-1	• Trigger, Grip Contro	1
20	PAOZZ	81579	724-216-1	• Guard, Grip Control	1
21	PAOZZ	81579	724-231-1	• Spring, Grip Control	1
22	PAOZZ	81579	STD979-14	• Switch, Push	1
23	XDOZZ	81579	724-0101-9	• Plate, Ident	1
24	PAOZZ	96906	MS51957-33B	• Screw, Machine	2
25	PAOZZ	96906	MS51959-34B	• Screw, Machine	3
26	PAOZZ	81579	724-0101-04	• Switch and Bracket	1
27	PAOZZ	81579	724-0101-05	• Grip, Control	1
28	PAOZZ	96906	MS16555-624	• Pin, Straight, Headle	1
29	PAOZZ	84830	LC038G1SS	• Spring, Compression	1
30	PAOZZ	81579	724-0101-5	• Washer, Grip Control	1
31	PAOZZ	81579	724-0101-2	• Spring, Grip Control	1
32	PAOZZ	81579	724-0101-03	• Collar, Grip Control	1
33	PAOZZ	81579	724-0101-02	• Grip, Control	1
END OF FIGURE					



M09-1267

Figure 595. Group 11 Switch Assembly, Stabilator, Manual 7-31 1D10015

(1) ITEM NO.	(2) SMR CODE	(3) CAGE	(4) PART NUMBER	(5) DESCRIPTION AND USABLE ON CODE (UOC)	(6) QTY
				Group 11 Flight Control System Fig. 595 Switch Assembly, Stabilator, Manual 7-31 1D10015 See Fig. 593 for NHA	
1	PAOZZ	80205	NAS600-3B	• Screw, Machine	3
2	XAOZZ	02731	7-31 1D10016-5	• Cover, Manual Switch	1
3	PAOZZ	80205	NAS601-10P	• Screw, Machine	2
4	PAOZZ	02731	7-31 1D10013	• Panel, Indicating, Li	1
5	XDOOO	02731	7-31 1B24648-003	• Harness	1
6	PAOZZ	96906	MS25036-148	•• Terminal, Lug	1
7	PAOZZ	81349	M8805/96-009	• Switch, Push	1
8	PAOZZ	96906	MS90335-3	• Connector, Receptacl	1
9	PAOZZ	96906	MS90310-271	• Switch, Toggle	1
10	XAOZZ	02731	7-31 1D10014-7	• Channel Assy	1
11	PAOZZ	02731	HS4177-04	•• Nut, Self-Locking, PI	3
12	PAOZZ	80205	MS21075L06N	•• Nut, Self-Locking, PI	2
END OF FIGURE					



M09-656K

Figure 596. Group 11 Stick Installation, Pilot Collective (Support)
7-31 1512000

(1) ITEM NO.	(2) SMR CODE	(3) CAGE	(4) PART NUMBER	(5) DESCRIPTION AND USABLE ON CODE (UOC)	(6) QTY
				Group 11 Flight Control System Fig. 596 Stick Installation, Pilot Collective (Support) 7-31 1512000	
1	PAOZZ	80205	MS21042-06	• Nut, Self-Locking, Ex (Usbl Eff 88-0200 and Subs)	1
2	PAOZZ	80205	NAS1149DN616J	• Washer, Flat (Usbl Eff 88-0200 and Subs)	1
3	PAOZZ	80205	MS21042-3	• Nut, Self-Locking, Ex (Usbl Eff 88-0200 and Subs)	1
4	PAOZZ	88044	AN960JD10L	• Washer, Flat (Usbl Eff 88-0200 and Subs)	4
5	PAOZZ	88044	AN960JD10	• Washer, Flat (Usbl Eff 88-0200 and Subs)	1
6	PAOZZ	80205	NAS1096-3-7	• Screw, Machine (Usbl Eff 88-0200 and Subs)	1
7	PAOZZ	96906	MS25083-2AB5	• Lead, Electrical (Usbl Eff 88-0200 and Subs)	1
8	PAOZZ	88044	AN735-12	• Clamp, Loop (Usbl Eff 88-0200 and Subs)	1
9	PAOZZ	96906	MS24665-151	• Pin, Cotter	4
10	PAOZZ	96906	MS21224-3	• Nut, Self-Locking, As	4
11	PAOZZ	55284	2606588	• Washer, Flat	2
12	PAOZZ	96906	MS27576-3-27	• Bolt, Close Toleranc	1
13	PAOZZ	88044	AN960KD10	• Washer, Flat	7
14	PAOZZ	02731	HS5542-03020	• Bushing, Sleeve	1
15	PAOZZ	96906	MS27576-3-28	• Bolt, Close Toleranc	1
16	PAOZZ	02731	HS5542-03012	• Bushing, Sleeve	1
17	PAOZZ	80205	NAS43HT3-46	• Spacer, Sleeve	1
18	PAOZZ	80205	NAS513-4	• Washer, Key	1
19	XDOZZ	80205	NAS509-4	• Nut, Plain, Hexagon	1
20	PAOZZ	02731	7-31 1512096	• Connector, Rod End	1
21	PAOZZ	02731	7-1 15200106-3	• Transducer, Position (Usbl Eff 82-23355 thru 88-0199)	1
21	PAOZZ	02731	7-315200106	• Transducer, Motional (Usbl Eff 88-0200 and Subs)	1
22	PAOOO	02731	7-31 1660035	• Transducer, Motional	1
23	PAOZZ	08815	146-0039	•• Screw, Machine	10
24	PAOFF	08815	9-1 12-01 16	•• Bearing Unit, Plain	1
25	XDOZZ	08815	112-0452	••• Mounting Plate, Rear	1
26	XDFZZ	21335	KS3LFS160	••• Bearing, Ball, Airfra	1
27	XDOFF	08815	9-122-0550	•• Shaft Assembly	1
28	PAOZZ	96906	MS9882-10	••• Nut, Plain, Hexagon	1
29	PAOZZ	80205	NAS513-4	••• Washer, Key	1
30	PAOZZ	96906	MS21151-7C	••• Bearing, Ball, Rod En	1
31	XAFZZ	08815	122-0969	••• Shaft	1
32	PAOZZ	96906	MS27576-3-06	• Bolt, Close Toleranc	1
33	PAOZZ	96906	MS27576-3-16	• Bolt, Close Toleranc	1
34	PAOZZ	02731	HS5079-2346	• Shim	1
35	PAOZZ	02731	HS5542-03019	• Bushing, Sleeve	1
36	PAOFF	02731	7-31 1512067-5	• Cylinder Assembly, A	1
37	PAOZZ	80205	NAS513-4	•• Washer, Key	1
38	XDOZZ	80205	NAS509-4	•• Nut, Plain, Hexagon	1
39	PAOZZ	02731	7-31 1512063-3	•• Clevis, Rod End	1
40	PAFZZ	81349	M27426-3132D	•• Ring, Retaining	1
41	PAFZZ	02731	7-31 1512066-3	•• Piston, Flight Contr	1
42	PAFZZ	02731	7-31 1512065	•• Spring, Helical, Comp	1
43	PAFFF	02731	7-31 1512064	•• Cylinder Assy, Main	1
44	PAFZZ	96906	MS27645-3A	••• Bearing, Ball, Airfra	1
45	PAOZZ	80205	MS21042L4	• Nut, Self-Locking, Ex	4
46	PAOZZ	88044	AN960KD416L	• Washer, Flat	5

(1) ITEM NO.	(2) SMR CODE	(3) CAGE	(4) PART NUMBER	(5) DESCRIPTION AND USABLE ON CODE (UOC)	(6) QTY
47	PAOZZ	88044	AN960KD416	• Washer, Flat	6
48	PAOZZ	80205	NAS6604H10	• Bolt, Shear	2
49	PAOZZ	80205	NAS6604-7	• Bolt, Shear	2
50	PAOFF	02731	7-31 1512085-11	• Support Assy, Collec (See Fig. 597 for Breakdown) (Usbl Eff 88-0200 and Subs)	1
50	PAOFF	02731	7-31 1512085-9	• Support Asst, Collec (See Fig. 597 for Breakdown) (Usbl Eff 82-23355 thru 88-0199)	1
END OF FIGURE					

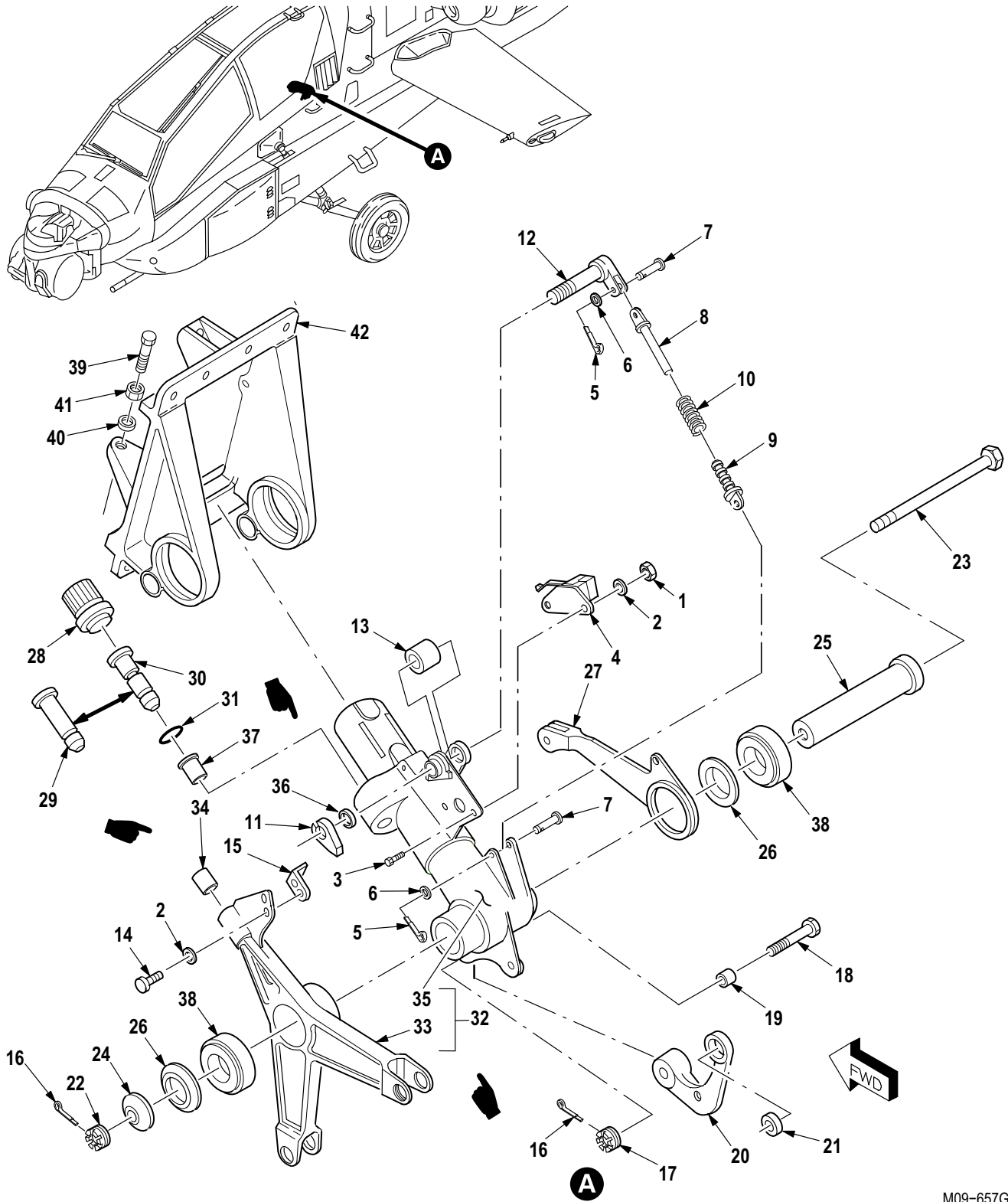
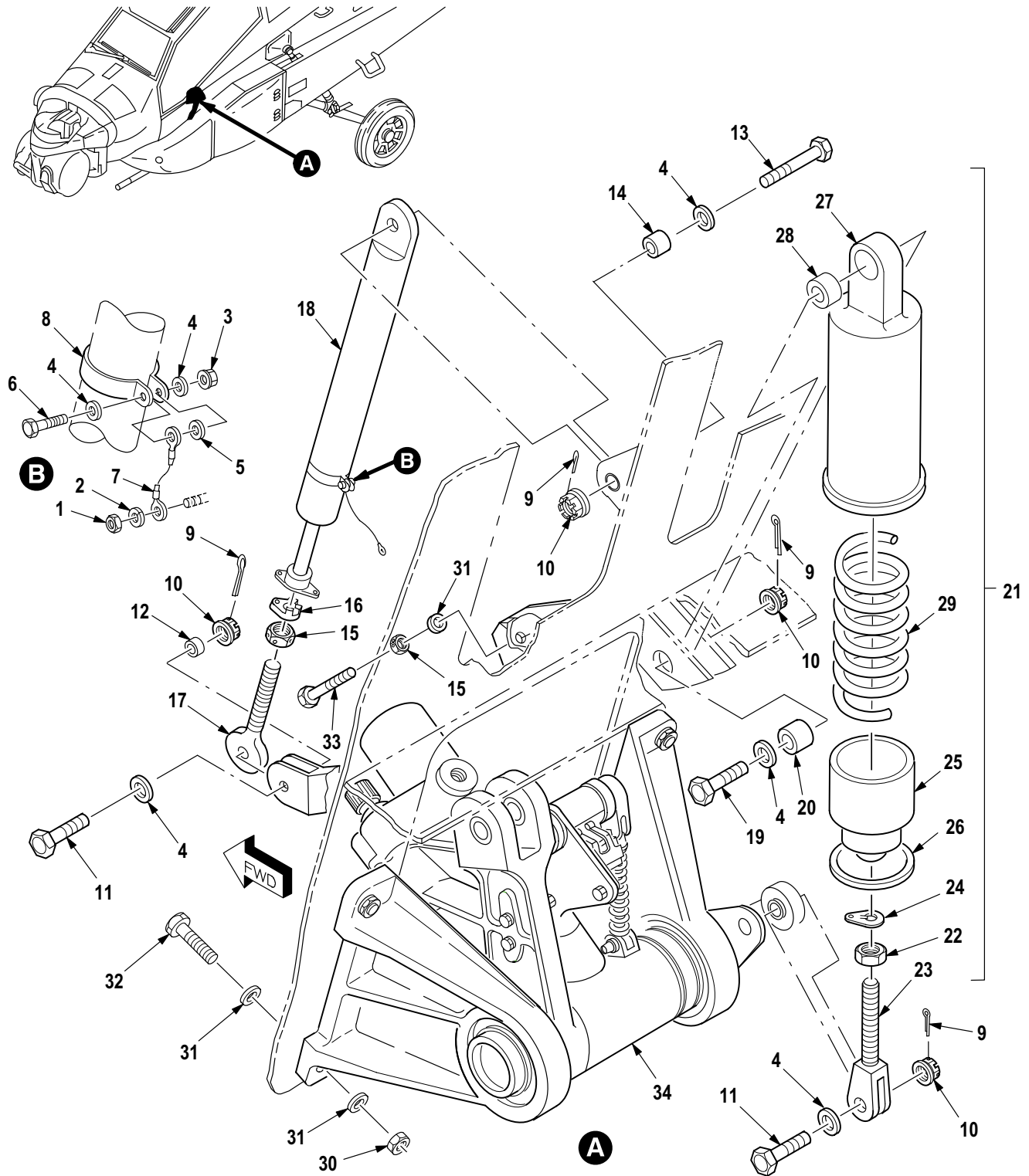


Figure 597. Group 11 Support Assembly, Collective Stick (Pilot)
7-31 1512085-9 (Usbl Eff 82-23355 thru 88-0199)
7-31 1512085-11 (Usbl Eff 88-0200 and Subs)

(1) ITEM NO.	(2) SMR CODE	(3) CAGE	(4) PART NUMBER	(5) DESCRIPTION AND USABLE ON CODE (UOC)	(6) QTY
				Group 11 Flight Control System Fig. 597 Support Assembly, Collective Stick (Pilot) 7-31 1512085-9 (Usbl Eff 82-23355 thru 88-0199) 7-31 1512085-11 (Usbl Eff 88-0200 and Subs) See Fig. 596 for NHA	
1	PAFZZ	80205	MS21042-06	• Nut, Self-Locking, Ex	2
2	PAFZZ	80205	NAS1149DN632K	• Washer, Flat	5
3	PAFZZ	96906	MS35275-229	• Screw, Machine	2
4	PAFZZ	02731	7-31 1514104-13	• Switch Assy, SPAD (Usbl Eff 82-23355 thru 88-0199) ...	1
4	PAFZZ	02731	7-31 1514104-17	• Switch, Push (Usbl Eff 88-0200 and Subs)	1
5	PAFZZ	96906	MS24665-151	• Pin, Cotter	2
6	PAFZZ	88044	AN960C4L	• Washer, Flat	2
7	PAFZZ	96906	MS9462-05	• Pin, Straight, Headed	2
8	PAFZZ	02731	7-31 1514086	• Guide, Spring, Extern	1
9	PAFZZ	02731	7-31 1514087	• Guide, Spring, Intern	1
10	PAFZZ	96906	MS24585C211	• Spring, Helical, Comp	1
11	PAFZZ	02731	7-31 1514085	• Shaft, Straight	1
12	PAFZZ	02731	7-31 1514084-3	• Shaft, Actuator Swit	1
13	PAFZZ	02731	7-31 1514102	• Cam, Control	1
14	PAFZZ	96906	MS35275-227	• Screw, Machine	2
15	PAFZZ	02731	7-31 1514103-7	• Detent, Sweep Lever	1
16	PAFZZ	96906	MS24665-153	• Pin, Cotter	2
17	PAFZZ	96906	MS21224-3	• Nut, Self-Locking, As	1
18	PAFZZ	96906	MS27576-3-17	• Bolt, Close Toleranc	1
19	PAFZZ	02731	HS5542-03008	• Bushing, Sleeve	1
20	PAFFF	02731	7-31 1512107	• Arm Assembly	1
21	PAFZZ	96906	MS27645-3A	• • Bearing, Ball, Airfra	1
22	PAFZZ	96906	MS21224-4	• Nut, Self-Locking, As	1
23	PAFZZ	96906	MS27576-4-09	• Bolt, Close Toleranc	1
24	PAFZZ	02731	7-31 1512109	• Retainer, Flight Con	1
25	PAFZZ	02731	7-21 1512089-3	• Pin, Straight, Headed	1
26	PAFZZ	02731	7-21 1513007-5	• Retainer, Flight Con	2
27	PAFZZ	02731	7-31 1512095-3	• Lever, Remote Contro	1
28	PAFZZ	02731	7-21 1514083	• Retainer, Shear Pin	1
29	PAFZZ	02731	7-232310078-3	• Pin, Grooved, Headed (Usbl Eff 82-23355 thru 88-0199)	1
30	PAFZZ	02731	7-21 1514082	• Pin, Grooved, Headed (Usbl Eff 88-0200 and Subs)	1
31	PAFZZ	88044	AN6227-4	• Packing, Preformed	1
32	PAFFF	02731	7-31 1512092-3	• Arm Assy, Collective	1
33	XAFFF	02731	7-31 1512088	• • Arm Assy, Output	1
34	PAFZZ	02731	7-31 1514096	• • • Bushing, Sleeve	1
35	XAFFF	02731	7-31 1512087-5	• • Arm Assembly, Input-	1
36	PAFZZ	02731	7-31 1514101	• • • Bearing, Sleeve	2
37	PAFZZ	02731	7-21 1514095-3	• • • Bearing, Sleeve	1
38	PAFZZ	96906	MS27642-16	• Bearing, Ball, Airfra	2
39	PAFZZ	80205	NAS428H4A10	• Bolt, Machine	2
40	PAFZZ	88044	AN960KD416L	• Washer, Flat	2
41	XDFZZ	80205	NAS509-4	• Nut, Plain, Hexagon	2
42	PAFZZ	02731	7-31 1512090-5	• Support, Flight Cont	1
END OF FIGURE					



M09-658E

Figure 598. Group 11 Stick Installation, Copilot/Gunner Collective (Support)
7-31 1513000

(1) ITEM NO.	(2) SMR CODE	(3) CAGE	(4) PART NUMBER	(5) DESCRIPTION AND USABLE ON CODE (UOC)	(6) QTY
				Group 11 Flight Control System Fig. 598 Stick Installation, Copilot/Gunner Collective (Support) 7-31 1513000	
1	PAOZZ	80205	MS21042-06	• Nut, Self-Locking, Ex (Usbl Eff 88-0200 and Subs)	1
2	PAOZZ	88044	AN960JD6L	• Washer, Flat (Usbl Eff 88-0200 and Subs)	1
3	PAOZZ	80205	MS21042-3	• Nut, Self-Locking, Ex (Usbl Eff 88-0200 and Subs)	1
4	PAOZZ	88044	AN960JD10L	• Washer, Flat (Usbl Eff 82-23355 thru 88-0199)	6
5	PAOZZ	88044	AN960JD10	• Washer, Flat (Usbl Eff 88-0200 and Subs)	1
6	PAOZZ	80205	NAS1096-3-7	• Screw, Machine (Usbl Eff 88-0200 and Subs)	1
7	PAOZZ	81349	M83413/8-A05AB	• Lead, Electrical (Usbl Eff 88-0200 and Subs)	1
8	PAOZZ	88044	AN735-12	• Clamp, Loop (Usbl Eff 88-0200 and Subs)	1
9	PAOZZ	96906	MS24665-151	• Pin, Cotter	4
10	PAOZZ	96906	MS21224-3	• Nut, Self-Locking, As	4
11	PAOZZ	96906	MS27576-3-07	• Bolt, Close Toleranc	2
12	PAOZZ	02731	HS5542-03012	• Bushing, Sleeve	1
13	PAOZZ	96906	MS27576-3-10	• Bolt, Close Toleranc	1
14	PAOZZ	02731	HS5542-03014	• Bushing, Sleeve	1
15	XDOZZ	80205	NAS509-4	• Nut, Plain, Hexagon	2
16	PAOZZ	80205	NAS513-4	• Washer, Key	1
17	PAOZZ	02731	7-31 1512096	• Connector, Rod End	1
18	PAOZZ	02731	7-1 15200106-3	• Transducer, Position (Usbl Eff 82-23355 thru 88-0199)	1
18	PAOZZ	02731	7-315200106	• Transducer, Motional (Usbl Eff 88-0200 and Subs)	1
19	PAOZZ	96906	MS27576-3-1 1	• Bolt, Close Toleranc	1
20	PAOZZ	02731	HS5542-03015	• Bushing, Sleeve	1
21	PAOFF	02731	7-31 1512067-5	• Cylinder Assembly, A	1
22	XDOZZ	80205	NAS509-4	• • Nut, Plain, Hexagon	1
23	PAOZZ	02731	7-31 1512063-3	• • Clevis, Rod End	1
24	PAOZZ	80205	NAS513-4	• • Washer, Key	1
25	PAFZZ	02731	7-31 1512066-3	• • Piston, Flight Contr	1
26	PAFZZ	81349	M27426-3132D	• • Ring, Retaining	1
27	PAFFF	02731	7-31 1512064	• • Cylinder Assy, Main	1
28	PAFZZ	96906	MS27645-3A	• • • Bearing, Ball, Airfra	1
29	PAFZZ	02731	7-31 1512065	• • Spring, Helical, Comp	1
30	PAOZZ	80205	MS21042L4	• Nut, Self-Locking, Ex	4
31	PAOZZ	88044	AN960KD416L	• Washer, Flat	12
32	PAOZZ	80205	NAS1304-5	• Bolt, Machine	4
33	XDOZZ	80205	NAS428H4-5	• Bolt, Machine	1
34	PAOFF	02731	7-31 1513001-5	• Support, Structural (See Fig. 599 for Breakdown) (Usbl Eff 82-23355 thru 88-0199)	1
34	PAOFF	02731	7-31 1513001-7	• Support Assy, Collec (See Fig. 599 for Breakdown) (Usbl Eff 88-0200 and Subs)	1
				END OF FIGURE	

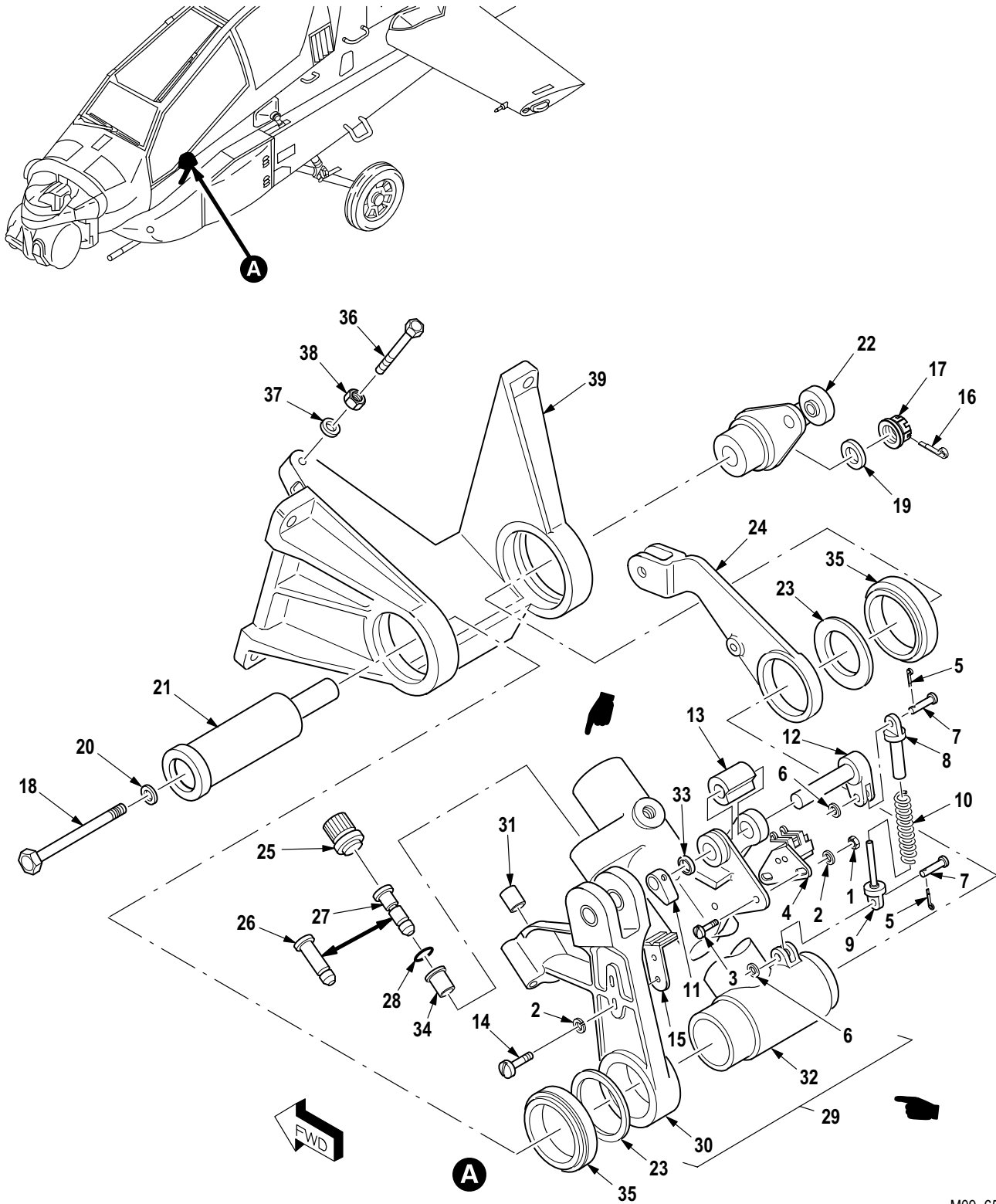
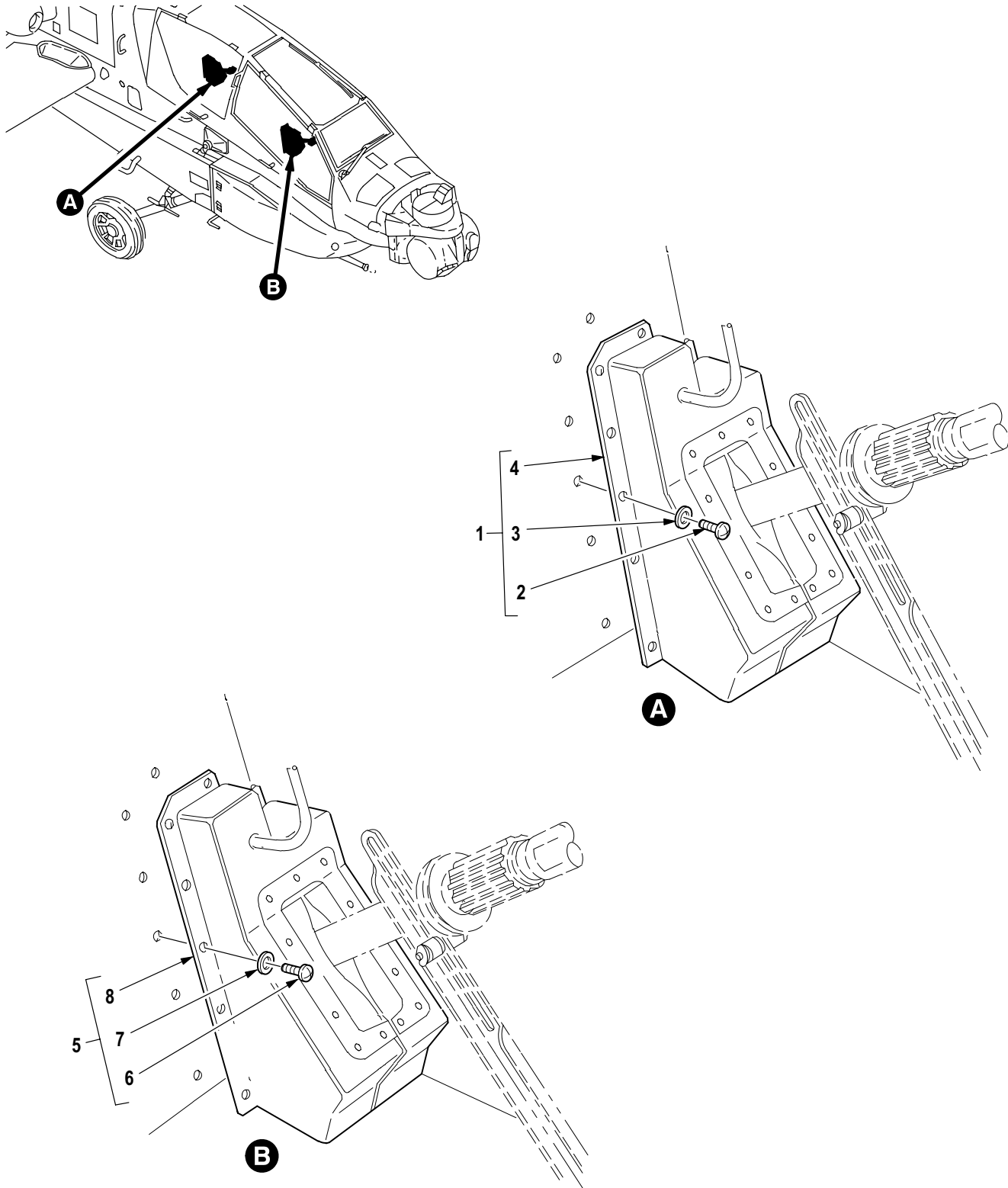


Figure 599. Group 11 Support Assembly, Collective Stick (Copilot/Gunner)
7-31 1513001-5 (Usbl Eff 82-23355 thru 88-0199)
7-31 1513001-7 (Usbl Eff 88-0200 and Subs)

(1) ITEM NO.	(2) SMR CODE	(3) CAGE	(4) PART NUMBER	(5) DESCRIPTION AND USABLE ON CODE (UOC)	(6) QTY
				Group 11 Flight Control System Fig. 599 Support Assembly, Collective Stick (Copilot/Gunner) 7-31 1513001-5 (Usbl Eff 82-23355 thru 88-0199) 7-31 1513001-7 (Usbl Eff 88-0200 and Subs) See Fig. 598 for NHA	
1	PAFZZ	80205	MS21042-06	• Nut, Self-Locking, Ex	2
2	PAFZZ	80205	NAS1149DN632K	• Washer, Flat	4
3	PAFZZ	96906	MS35275-229	• Screw, Machine	2
4	PAFZZ	02731	7-31 1514104-13	• Switch Assy, SPAD (Usbl Eff 82-23355 thru 88-0199) ...	1
4	PAFZZ	02731	7-31 1514104-17	• Switch, Push (Usbl Eff 88-0200 and Subs)	1
5	PAFZZ	96906	MS24665-151	• Pin, Cotter	2
6	PAFZZ	88044	AN960C4L	• Washer, Flat	2
7	PAFZZ	96906	MS9462-05	• Pin, Straight, Headed	2
8	PAFZZ	02731	7-31 1514086	• Guide, Spring, Extern	1
9	PAFZZ	02731	7-31 1514087	• Guide, Spring, Intern	1
10	PAFZZ	96906	MS24585C211	• Spring, Helical, Comp	1
11	PAFZZ	02731	7-31 1514085	• Shaft, Straight	1
12	PAFZZ	02731	7-31 1514084-3	• Shaft, Actuator Swit	1
13	PAFZZ	02731	7-31 1514102	• Cam, Control	1
14	PAFZZ	96906	MS35275-230	• Screw, Machine	2
15	PAFZZ	02731	7-31 1514103-5	• Detent, Sweep Lever	1
16	PAFZZ	96906	MS24665-153	• Pin, Cotter	1
17	PAFZZ	96906	MS21224-4	• Nut, Self-Locking, As	1
18	PAFZZ	96906	MS27576-4-37	• Bolt, Close Toleranc	1
19	PAFZZ	88044	AN960KD616	• Washer, Flat	1
20	PAFZZ	88044	AN960KD416	• Washer, Flat	1
21	PAFZZ	02731	7-31 1513008	• Bushing, Sleeve	1
22	PAFZZ	02731	7-31 1513009-3	• Drive Arm Assembly	1
23	PAFZZ	02731	7-21 1513007-5	• Retainer, Flight Con	2
24	PAFZZ	02731	7-31 1513006	• Lever, Remote Contro	1
25	PAOZZ	02731	7-21 1514083	• Retainer, Shear Pin	1
26	PAOZZ	02731	7-232310078-3	• Pin, Grooved, Headed (Usbl Eff 82-23355 thru 88-0199)	1
27	PAOZZ	02731	7-21 1514082	• Pin, Grooved, Headed (Usbl Eff 88-0200 and Subs)	1
28	PAOZZ	88044	AN6227-4	• Packing, Preformed	1
29	PAFFF	02731	7-31 1513005-5	• Arm Assembly, Collec	1
30	XAFFF	02731	7-31 1513003-5	•• Arm Assy	1
31	PAFZZ	02731	7-31 1514096	••• Bushing, Sleeve	1
32	XAFFF	02731	7-31 1513004-5	•• Arm Assy	1
33	PAFZZ	02731	7-31 1514101	••• Bearing, Sleeve	2
34	PAFZZ	02731	7-21 1514095-3	••• Bearing, Sleeve	1
35	PAFZZ	96906	MS27642-16	• Bearing, Ball, Airfra	2
36	PAFZZ	80205	NAS428H4A10	• Bolt, Machine	1
37	PAFZZ	88044	AN960KD416L	• Washer, Flat	1
38	XDFZZ	80205	NAS509-4	• Nut, Plain, Hexagon	2
39	PAFZZ	02731	7-31 1513002	• Base, Flight Control	1
END OF FIGURE					



M09-984C

Figure 600. Group 11 Protective Cover Installation, Collective Stick

(1) ITEM NO.	(2) SMR CODE	(3) CAGE	(4) PART NUMBER	(5) DESCRIPTION AND USABLE ON CODE (UOC)	(6) QTY
				Group 11 Flight Control System Fig. 600 Protective Cover Installation, Collective Stick	
1	XCOOO	02731	7-31 1512061-3	• Cover, Cltv Stick AFT	1
2	PAOZZ	80205	NAS1403-3	•• Screw, Machine	6
3	PAOZZ	88044	AN960KD10	•• Washer, Flat	6
4	PAOZZ	02731	7-31 1512100-19	•• Cover, Collective St	1
5	XCOOO	02731	7-31 1512061-5	• Cover, Cltv Stick FWD	1
6	PAOZZ	80205	NAS1403-3	•• Screw, Machine	5
7	PAOZZ	88044	AN960KD10	•• Washer, Flat	5
8	PAOZZ	02731	7-31 1512101-9	•• Cover, Collective St	1
END OF FIGURE					

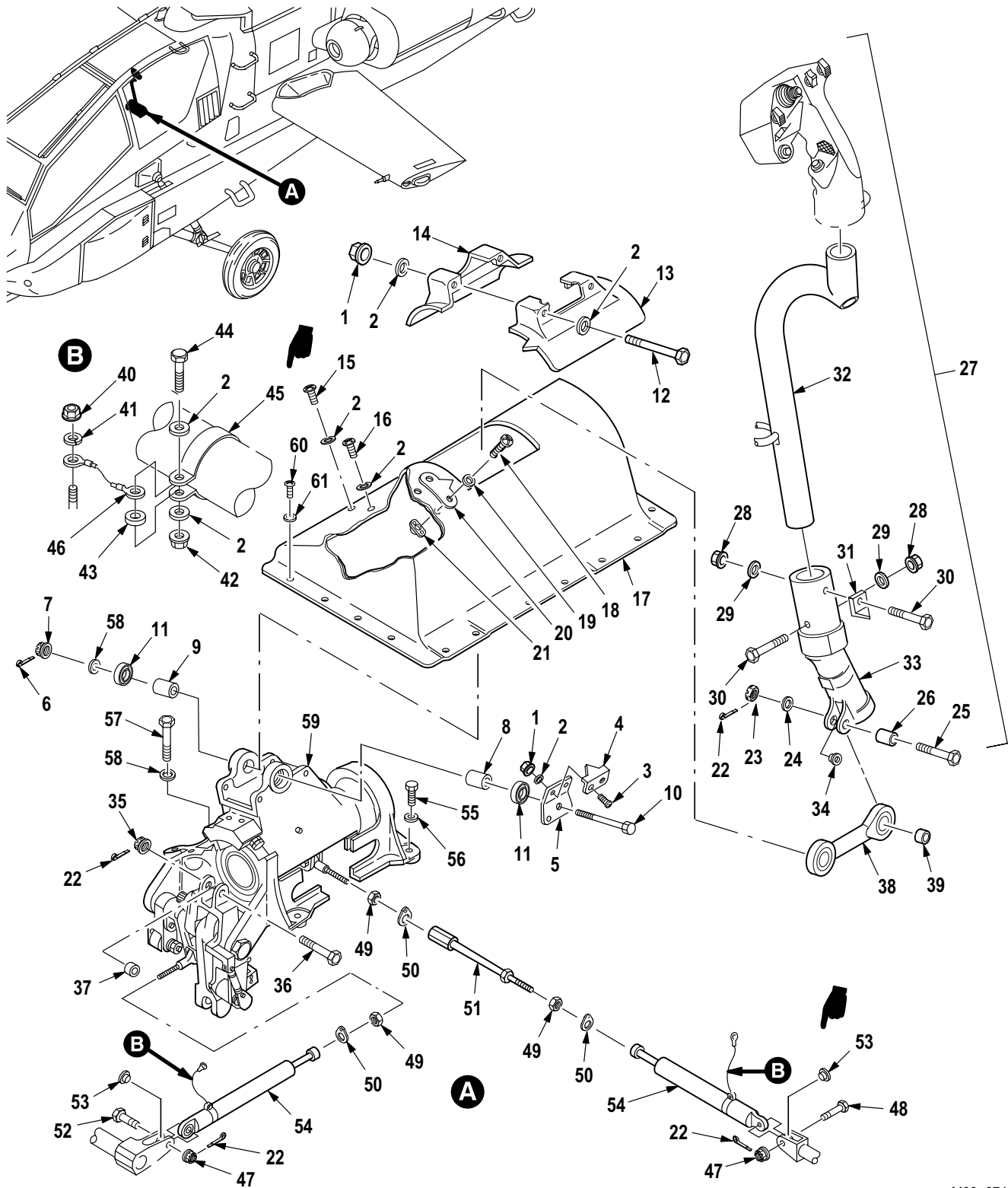


Figure 601. Group 11 Stick Installation, Pilot Cyclic
7-31 1514000

(1) ITEM NO.	(2) SMR CODE	(3) CAGE	(4) PART NUMBER	(5) DESCRIPTION AND USABLE ON CODE (UOC)	(6) QTY
				Group 11 Flight Control System Fig. 601 Stick Installation, Pilot Cyclic 7-31 1514000	
1	PAOZZ	80205	MS21042L3	• Nut, Self-Locking, Ex	4
2	PAOZZ	88044	AN960JD10L	• Washer, Flat (Qty 10 Usbl Eff 82-23355 thru 88-0199) . . .	10
3	PAOZZ	80205	NAS623-3-3	• Screw, Machine	2
4	PAOZZ	02731	7-21 1514068	• Indicator, Cyclic La	1
5	PAOZZ	02731	7-21 1514070-3	• Bracket, Angle	1
6	PAOZZ	96906	MS24665-155	• Pin, Cotter	1
7	PAOZZ	96906	MS21224-5	• Nut, Self-Locking, As	1
8	PAOZZ	80205	NAS43HT5-4	• Spacer, Ring	1
9	PAOZZ	80205	NAS43HT5-10	• Spacer, Sleeve	1
10	PAOZZ	96906	MS27576-5-39	• Bolt, Close Toleranc	1
11	PAOZZ	96906	MS27641-5	• Bearing, Ball, Airfra	1
12	PAOZZ	80205	NAS1303-38	• Bolt, Shear	2
13	PAOZZ	02731	7-31 1514065-1	• Shroud, Cyclic	1
14	PAOZZ	02731	7-31 1514065-2	• Shroud, Cyclic	1
15	PAOZZ	80205	NAS623-3-2	• Screw, Machine	1
16	PAOZZ	80205	NAS623-3-1	• Screw, Machine	3
17	PAOOO	02731	7-31 1514064-7	• Cover, Access	1
18	PAOZZ	80205	NAS603-9P	• • Screw, Machine	2
19	PAOZZ	59875	TX90790-34	• • Washer, Flat	2
20	PAOZZ	02731	7-21 1514067	• • Indicator, Cyclic, L	1
21	PAOZZ	80205	MS21059L3	• • Nut, Self-Locking, Pl	2
22	PAOZZ	96906	MS24665-153	• Pin, Cotter	4
23	PAOZZ	96906	MS17826-4	• Nut, Self-Locking, Sl	1
24	PAOZZ	88044	AN960KD416L	• Washer, Flat	1
25	PAOZZ	80205	NAS6204-15D	• Bolt, Shear	1
26	PAOZZ	02731	HS5542-04056	• Bushing, Sleeve	1
27	PAOOO	02731	7-31 1514001-9	• Control Stick, Aircr (See Fig. 602 for Further Breakdown)	1
28	PAOZZ	80205	MS21042-4	• • Nut, Self-Locking, Ex	2
29	PAOZZ	88044	AN960KD416L	• • Washer, Flat	2
30	XDOZZ	80205	NAS6604-24	• • Bolt, Shear	2
31	PAOZZ	02731	7-21 1514069	• • Indicator, Position	1
32	PAOZZ	02731	7-1 15114002-9	• • Tube Assembly, Metal	1
33	PAOOO	02731	7-31 1514005-9	• • Base Assembly	1
34	PAOZZ	02731	HS606S4-7	• • • Bushing, Sleeve	1
35	PAOZZ	96906	MS21224-4	• Nut, Self-Locking, As	1
36	PAOZZ	96906	MS27576-4-14	• Bolt, Close Toleranc	1
37	PAOZZ	02731	HS5542-04037	• Bushing, Sleeve	1
38	PAOFF	02731	7-1 15114052	• Connecting Link, Rig	1
39	PAFZZ	77896	SA4-16A41	• • Bearing, Roller, Airf	1
40	PAOZZ	80205	MS21042-06	• Nut, Self-Locking, Ex (Usbl Eff 88-0200 and Subs)	2
41	PAOZZ	88044	AN960JD6L	• Washer, Flat (Usbl Eff 88-0200 and Subs)	2
42	PAOZZ	80205	MS21042-3	• Nut, Self-Locking, Ex (Usbl Eff 88-0200 and Subs)	2
43	PAOZZ	88044	AN960JD10	• Washer, Flat (Usbl Eff 88-0200 and Subs)	2
44	PAOZZ	80205	NAS1096-3-7	• Screw, Machine (Usbl Eff 88-0200 and Subs)	2
45	PAOZZ	88044	AN735-12	• Clamp, Loop (Usbl Eff 88-0200 and Subs)	2
46	PAOZZ	81349	M83413/8-A05AB	• Lead, Electrical (Usbl Eff 88-0200 and Subs)	2
47	PAOZZ	96906	MS21224-3	• Nut, Self-Locking, As	2
48	PAOZZ	96906	MS27576-3-08	• Bolt, Close Toleranc	1

(1) ITEM NO.	(2) SMR CODE	(3) CAGE	(4) PART NUMBER	(5) DESCRIPTION AND USABLE ON CODE (UOC)	(6) QTY
49	XDOZZ	80205	NAS509-4	• Nut, Plain, Hexagon	3
50	PAOZZ	80205	NAS513-4	• Washer, Key	3
51	PAOZZ	02731	7-1 15114060	• Post, Electrical-Mec	1
52	PAOZZ	96906	MS27576-3-10	• Bolt, Close Toleranc	1
53	PAOZZ	02731	HS5542-03042	• Bushing, Sleeve	2
54	PAOZZ	02731	7-1 15200106-3	• Transducer, Position (Usbl Eff 82-23355 thru 88-0199)	2
54	PAOZZ	02731	7-315200106	• Transducer, Motional (Usbl Eff 88-0200 and Subs)	2
55	PAOZZ	80205	NAS6204-8D	• Bolt, Shear	3
56	PAOZZ	88044	AN960KD416	• Washer, Flat	4
57	PAOZZ	80205	NAS6204-10	• Bolt, Shear	1
58	PAOZZ	80205	NAS1149C0532R	• Washer, Flat	1
59	PAOFF	02731	7-31 1514075-11	• Housing Assembly, Cy (See Fig. 603 for Breakdown) (Usbl Eff 88-0200 and Subs)	1
59	PAOFF	02731	7-31 1514075-9	• Housing Assembly, Cy (See Fig. 603 for Breakdown) (Usbl Eff 82-23355 thru 88-0199)	1
60	PAOZZ	80205	NAS1403-5	Screw, Machine	18
61	PAOZZ	88044	AN960JD10	Washer, Flat	18
END OF FIGURE					

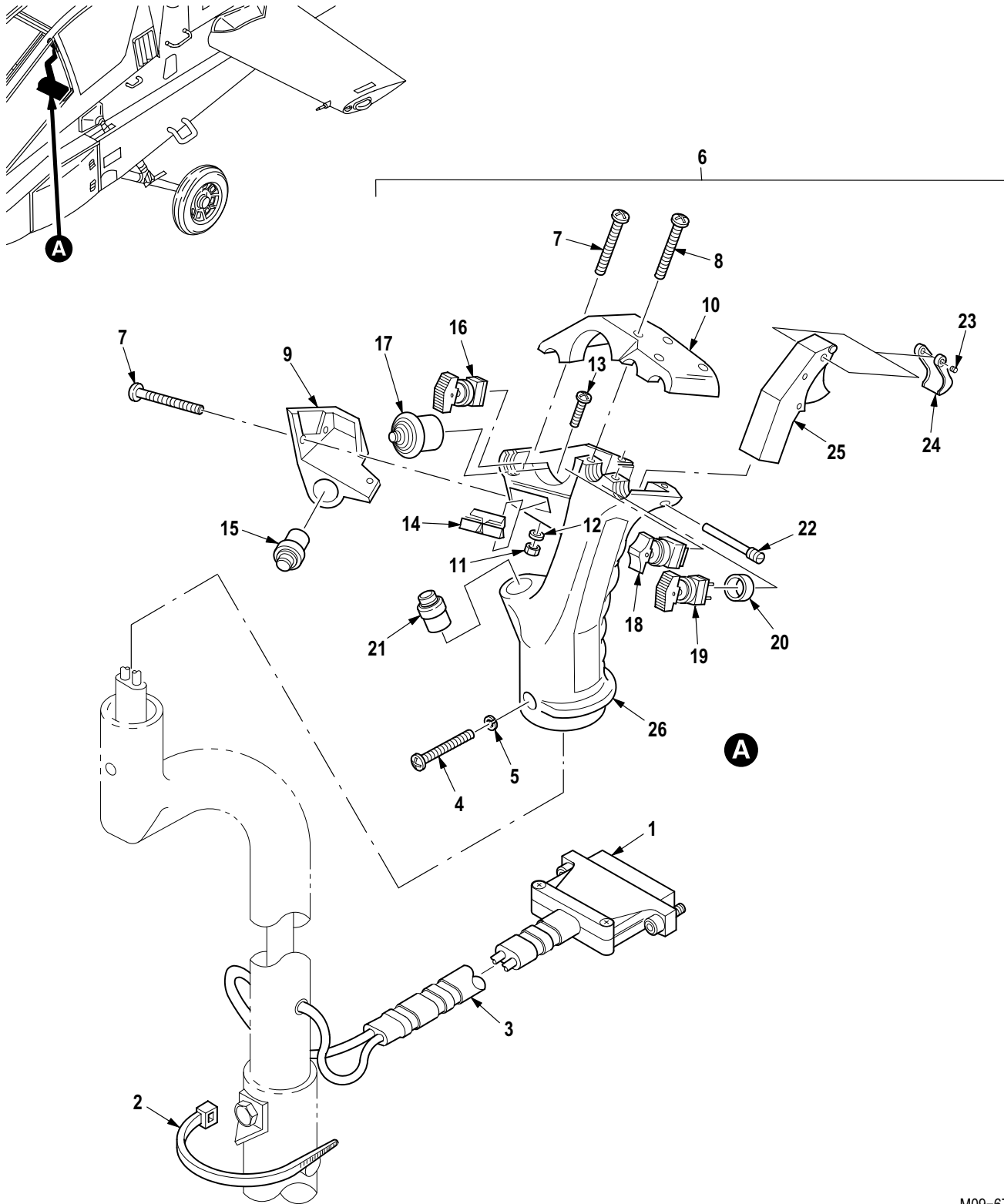
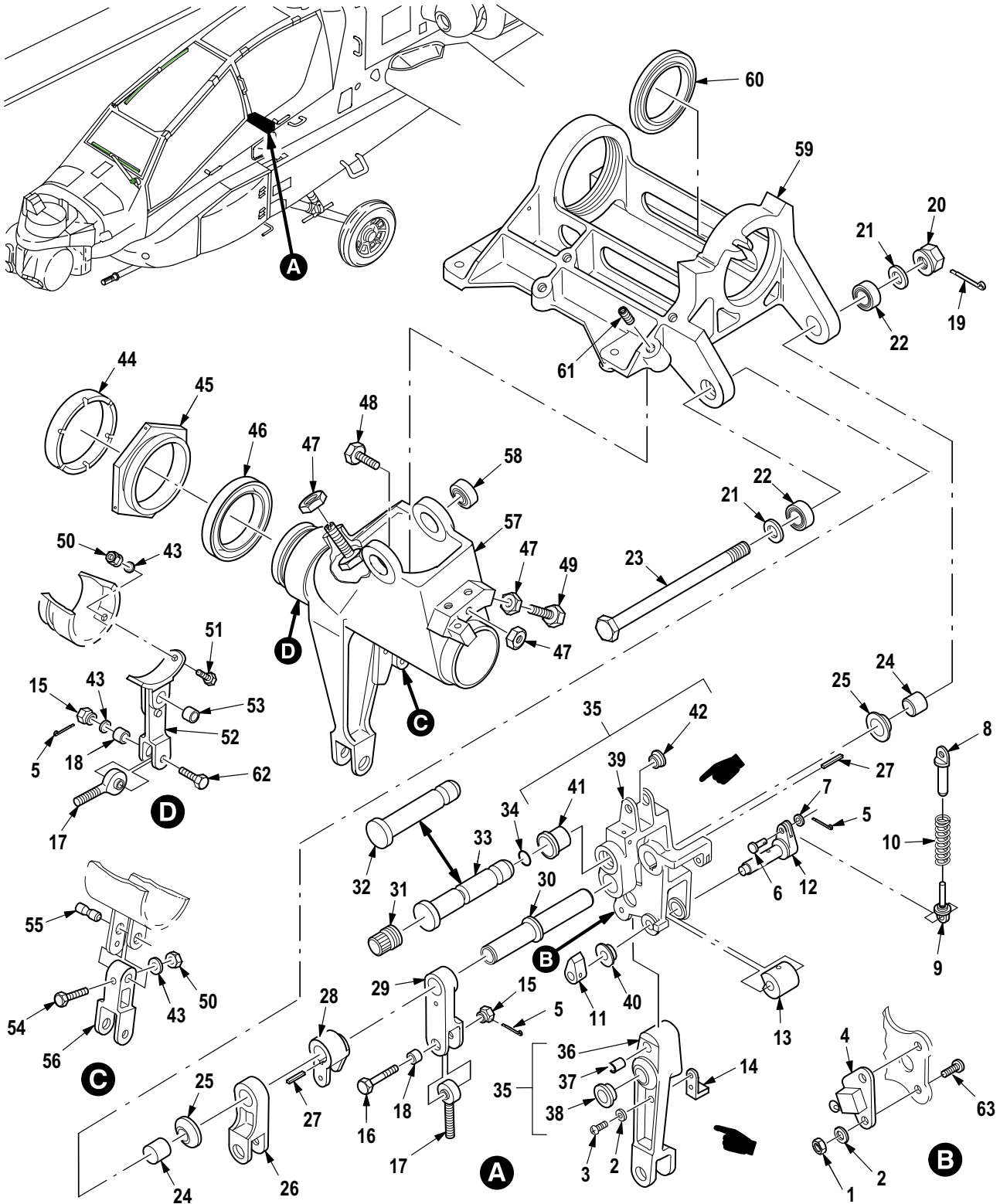


Figure 602. Group 11 Control Stick, Aircraft
7-31 1514001-9

(1) ITEM NO.	(2) SMR CODE	(3) CAGE	(4) PART NUMBER	(5) DESCRIPTION AND USABLE ON CODE (UOC)	(6) QTY
				Group 11 Flight Control System Fig. 602 Control Stick, Aircraft 7-31 1514001-9 See Fig. 601 for NHA	
1	XDOZZ	02731	HS5239A1120	• Connector, Receptacl	1
2	PAOZZ	96906	MS3367-2-0	• Strap, Tiedown, Elect	1
3	XDOZZ	02731	HS4800-220	• Terminal Junction B	1
4	PAOZZ	80205	NAS623-3-22	• Screw, Machine	1
5	PAOZZ	96906	MS35333-39	• Washer, Lock	1
6	PAOOO	02731	7-21 1514006	• Grip Assembly, Contr	1
7	PAOZZ	96906	MS51957-15B	•• Screw, Machine	4
8	PAOZZ	96906	MS51957-16B	•• Screw, Machine	5
9	PAOZZ	81579	714-261-1	•• Adapter, Switch Actu	1
10	PAOZZ	81579	714-201-205	•• Cap, Grip Control	1
11	PAOZZ	96906	MS35649-224	•• Nut, Plain, Hexagon	2
12	PAOZZ	96906	MS35333-69	•• Washer, Lock	2
13	PAOZZ	96906	MS51957-3	•• Screw, Machine	2
14	PAOZZ	81579	997-0002	•• Switch, Grip Control	1
15	PAOZZ	96906	MS25089-1A	•• Switch, Push	1
16	PAOZZ	81579	997-0144	•• Switch, Toggle	1
17	PAOZZ	81579	404-4310	•• Switch, Toggle	1
18	PAOZZ	81579	997-0145	•• Switch, Toggle	1
19	PAOZZ	81579	997-0105	•• Switch, Toggle	1
20	PAOZZ	81579	714-206-1	•• Spacer, Grip Control	1
21	PAOZZ	96906	MS25089-2A	•• Switch, Push	1
22	PAOZZ	81579	714-279-1	•• Pin, Grip Control	1
23	PAOZZ	81579	714-231-1	•• Spring, Helical, Tors	1
24	PAOZZ	81579	714-216-1	•• Guard, Grip Control	1
25	PAOZZ	81579	405-4300	•• Switch, Trigger	1
26	PAOZZ	81579	714-040-8	•• Grip Control	1
END OF FIGURE					

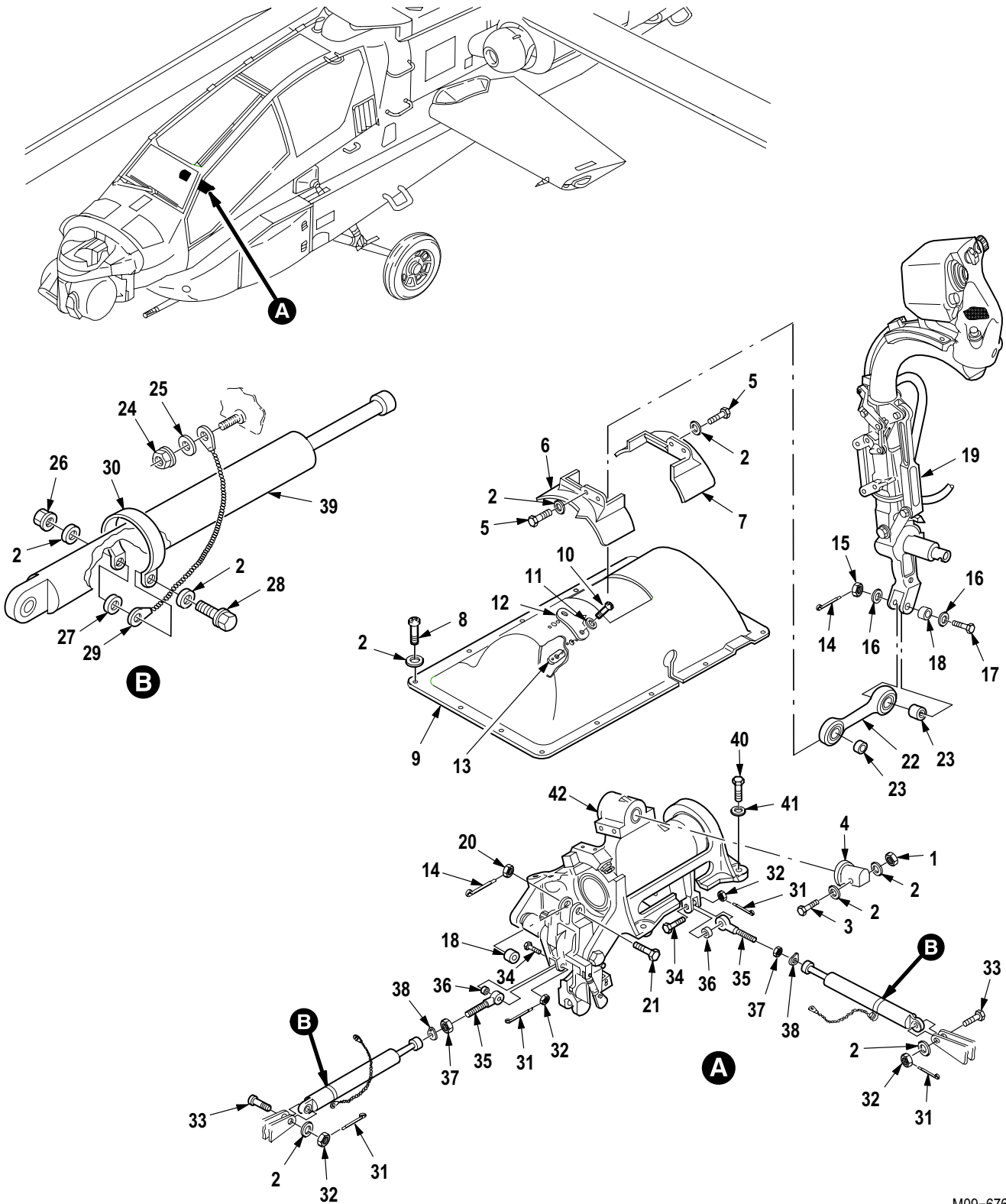


M09-675G

Figure 603. Group 11 Housing Assembly, Cyclic Stick (Pilot)
 7-31 1514075-9 (Usbl Eff 82-23355 thru 88-0199)
 7-31 1514075-11 (Usbl Eff 88-0200 and Subs)

(1) ITEM NO.	(2) SMR CODE	(3) CAGE	(4) PART NUMBER	(5) DESCRIPTION AND USABLE ON CODE (UOC)	(6) QTY
				Group 11 Flight Control System Fig. 603 Housing Assembly, Cyclic Stick (Pilot) 7-31 1514075-9 (Usbl Eff 82-23355 thru 88-0199) 7-31 1514075-11 (Usbl Eff 88-0200 and Subs) See Fig. 601 for NHA	
1	PAFZZ	96906	MS35649-262	• Nut, Plain, Hexagon	2
2	PAFZZ	80205	NAS1149DN632K	• Washer, Flat	6
3	PAFZZ	96906	MS35275-229	• Screw, Machine	2
4	PAFZZ	02731	7-31 1514104-11	• Switch Sub Assembly (Usbl Eff 82-23355 thru 88-0199)	1
4	PAFZZ	02731	7-31 1514104-15	• Switch Sub Assembly (Usbl Eff 88-0200 and Subs)	1
5	PAOZZ	96906	MS24665-151	• Pin, Cotter	4
6	PAFZZ	96906	MS9462-06	• Pin, Straight, Headed	2
7	PAFZZ	88044	AN960C4	• Washer, Flat	2
8	PAFZZ	02731	7-31 1514086	• Guide, Spring, Extern	1
9	PAFZZ	02731	7-31 1514087	• Guide, Spring, Intern	1
10	PAFZZ	96906	MS24585C211	• Spring, Helical, Comp	1
11	PAFZZ	02731	7-31 1514085	• Shaft, Straight	1
12	PAFZZ	02731	7-31 1514084-5	• Shaft, Actuator, Swit	1
13	PAFZZ	02731	7-31 1514102	• Cam, Control	1
14	PAFZZ	02731	7-31 1514103-5	• Detent, Sweep Lever	1
15	PAOZZ	96906	MS21224-3	• Nut, Self-Locking, As	2
16	PAOZZ	96906	MS27576-3-1 1	• Bolt, Close Toleranc	1
17	PAOZZ	96906	MS21151-7C	• Bearing, Ball, Rod En	2
18	PAFZZ	02731	HS5542-03013	• Bushing, Sleeve	2
19	PAOZZ	96906	MS24665-153	• Pin, Cotter	1
20	PAFZZ	96906	MS21224-5	• Nut, Self-Locking, As	1
21	PAFZZ	88044	AN960KD516	• Washer, Flat	2
22	PAFZZ	96906	MS27641-5	• Bearing, Ball, Airfra	2
23	PAFZZ	96906	MS27576-5-83	• Bolt, Close Toleranc	1
24	PAFZZ	80205	NAS43HT5-6	• Spacer, Ring	2
25	PAFZZ	02731	7-21 1514094-3	• Retainer, Output Arm	2
26	PAFZZ	02731	7-31 1514091-3	• Lever, Remote Contro	1
27	PAFZZ	96906	MS20066-77	• Key, Machine	2
28	PAFZZ	02731	7-21 1514092-3	• Collar, Drive Trim U	1
29	PAFZZ	02731	7-21 1514090-3	• Arm, Input, Transduce	1
30	PAFZZ	02731	7-21 1514093	• Shaft, Output Arm, La	1
31	PAOZZ	02731	7-21 1514083	• Retainer, Shear Pin	1
32	PAOZZ	02731	7-232310078-3	• Pin, Grooved, Headed (Usbl Eff 82-23355 thru 88-0199)	1
33	PAOZZ	02731	7-21 1514082	• Pin, Grooved, Headed (Usbl Eff 88-0200 and Subs)	1
34	PAFZZ	96906	MS28775-009	• O-Ring	1
35	PAFFF	02731	7-31 1514097-7	• Arm Assy, Flight Con	1
36	XAOFF	02731	7-31 1514089-11	•• Arm Assy	1
37	PAFZZ	02731	7-31 1514096	••• Bushing, Sleeve	1
38	PAFZZ	02731	HS606B9-28	••• Bushing, Sleeve	2
39	XAOFF	02731	7-31 1514088-19	•• Arm Assy	1
40	PAFZZ	02731	7-31 1514101	••• Bearing, Sleeve	2
41	PAFZZ	02731	7-21 1514095-3	••• Bearing, Sleeve	1

(1) ITEM NO.	(2) SMR CODE	(3) CAGE	(4) PART NUMBER	(5) DESCRIPTION AND USABLE ON CODE (UOC)	(6) QTY
42	PAFZZ	02731	HS606S4-6	••• Bushing, Sleeve	1
43	PAFZZ	88044	AN960KD10LL	• Washer, Flat	4
44	PAFZZ	02731	7-1 15114025-3	• Retainer Bearing, Cy	1
45	PAFZZ	02731	7-1 15114022	• Retainer, Main Rotor	1
46	PAFZZ	21335	MB545DD (FS 464)	• Bearing, Ball, Airfra	1
47	XDFZZ	80205	NAS509-4	• Nut, Plain, Hexagon	4
48	PAFZZ	80205	NAS428KH4-13	• Bolt, Machine	2
49	PAFZZ	80205	NAS428H4A10	• Bolt, Machine	2
50	PAFZZ	80205	MS21042-3	• Nut, Self-Locking, Ex	4
51	PAFZZ	80205	NAS6203-6	• Bolt, Shear	2
52	PAOFF	02731	7-21 1514079	• Arm Assy, Input, Cycl	1
53	PAFZZ	02731	HS5542-0301 1	•• Bushing, Sleeve	1
54	PAFZZ	80205	NAS6203-1 1	• Bolt, Shear	1
55	PAFZZ	02731	7-21 1514078	• Shaft Pivot, Input	1
56	PAFZZ	02731	7-31 1514077	• Clevis, Rod End	1
57	PAFFF	02731	7-31 1514076-9	• Housing Assembly, Cy	1
58	PAFZZ	96906	MS27641-5	•• Bearing, Ball, Airfra	1
59	PAFFF	02731	7-31 1514023	• Support Assy, Cyclic	1
60	PAFZZ	21335	MB545DD (FS 464)	•• Bearing, Ball, Airfra	1
61	PAFZZ	96906	MS21209F1-15L	•• Insert, Screw Thread	4
62	PAFZZ	96906	MS27576-3-12	• Bolt, Close Toleranc	1
63	PAFZZ	80205	NAS1191-06P6LH	• Screw, Cap, Socket He	2
END OF FIGURE					



M09-676E

Figure 604. Group 11 Stick Installation, Copilot/Gunner Cyclic
7-31 1515000

(1) ITEM NO.	(2) SMR CODE	(3) CAGE	(4) PART NUMBER	(5) DESCRIPTION AND USABLE ON CODE (UOC)	(6) QTY
				Group 11 Flight Control System Fig. 604 Stick Installation, Copilot/Gunner Cyclic 7-31 1515000	
1	PAOZZ	80205	MS21042L3	• Nut, Self-Locking, Ex	1
2	PAOZZ	88044	AN960JD10L	• Washer, Flat	26
3	PAOZZ	80205	NAS6203-12	• Bolt, Shear	1
4	PAOZZ	02731	7-21 1515053-3	• Retainer, Base, Cycli	1
5	PAOZZ	80205	NAS6203-2	• Bolt, Shear	4
6	PAOZZ	02731	7-31 1515052-5	• Cover, Cyclic Stick	1
7	PAOZZ	02731	7-31 1515052-4	• Cover, Access	1
8	PAOZZ	80205	NAS603-9	• Screw, Machine	14
9	PAOOO	02731	7-21 1515072-7	• Cover Assy, Support	1
10	PAOZZ	80205	NAS603-9P	• • Screw, Machine	2
11	PAOZZ	59875	TX90790-34	• • Washer, Flat	2
12	PAOZZ	02731	7-21 1514067	• • Cindicator, Cyclic, L	1
13	PAOZZ	80205	MS21059L3	• • Nut, Self-Locking, Pl	2
14	PAOZZ	96906	MS24665-153	• Pin, Cotter	2
15	PAOZZ	96906	MS17826-4	• Nut, Self-Locking, Sl	1
16	PAOZZ	88044	AN960KD416L	• Washer, Flat	2
17	PAOZZ	80205	NAS6204-13D	• Bolt, Shear	1
18	PAOZZ	02731	HS5542-04038	• Bushing, Sleeve	2
19	PAOOO	02731	7-31 1515001-7	• Control Stick, Aircr (See Figs. 605 and 606 for Breakdown)	1
20	PAOZZ	96906	MS21224-4	• Nut, Self-Locking, As	1
21	PAOZZ	96906	MS27576-4-14	• Bolt, Close Toleranc	1
22	PAOFF	02731	7-1 15114052	• Connecting Link, Rig	1
23	PAFZZ	77896	SA4-16A41	• • Bearing, Roller, Airf	2
24	PAOZZ	80205	MS21042-06	• Nut, Self-Locking, Ex	2
25	PAOZZ	88044	AN960JD6L	• Washer, Flat	2
26	PAOZZ	80205	MS21042-3	• Nut, Self-Locking, Ex	2
27	PAOZZ	88044	AN960JD10	• Washer, Flat	2
28	PAOZZ	80205	NAS1096-3-7	• Screw, Machine	2
29	PAOZZ	81349	M83413/8-A05AB	• Lead, Electrical	2
30	PAOZZ	88044	AN735-12	• Clamp, Loop	2
31	PAOZZ	96906	MS24665-151	• Pin, Cotter	4
32	PAOZZ	96906	MS21224-3	• Nut, Self-Locking, As	4
33	PAOZZ	96906	MS27576-3-09	• Bolt, Close Toleranc	2
34	PAOZZ	96906	MS27576-3-1 1	• Bolt, Close Toleranc	2
35	PAOZZ	96906	MS21151-7C	• Bearing, Ball, Rod En	2
36	PAOZZ	02731	HS5542-03013	• Bushing, Sleeve	2
37	XDOZZ	80205	NAS509-4	• Nut, Plain, Hexagon	2
38	PAOZZ	80205	NAS513-4	• Washer, Key	2
39	PAOZZ	02731	7-1 15200106-3	• Transducer, Position (Usbl Eff 82-23355 thru 88-0199)	2
39	PAOZZ	02731	7-315200106	• Transducer, Motional (Usbl Eff 88-0200 and Subs)	2
40	PAOZZ	80205	NAS6204-9	• Bolt, Shear	4
41	PAOZZ	88044	AN960KD416	• Washer, Flat	4

(1) ITEM NO.	(2) SMR CODE	(3) CAGE	(4) PART NUMBER	(5) DESCRIPTION AND USABLE ON CODE (UOC)	(6) QTY
42	PAOFF	02731	7-31 1515074-1 1	<ul style="list-style-type: none"> • Housing Assembly, Cy (See Figs. 607 and 608 for Breakdown) (Usbl Eff 88-0200 and Subs) 	1
42	PAOFF	02731	7-31 1515074-9	<ul style="list-style-type: none"> • Housing Assembly, Cy (See Figs. 607 and 608 for Breakdown) (Usbl Eff 82-23355 thru 88-0199) <p style="text-align: center;">END OF FIGURE</p>	1

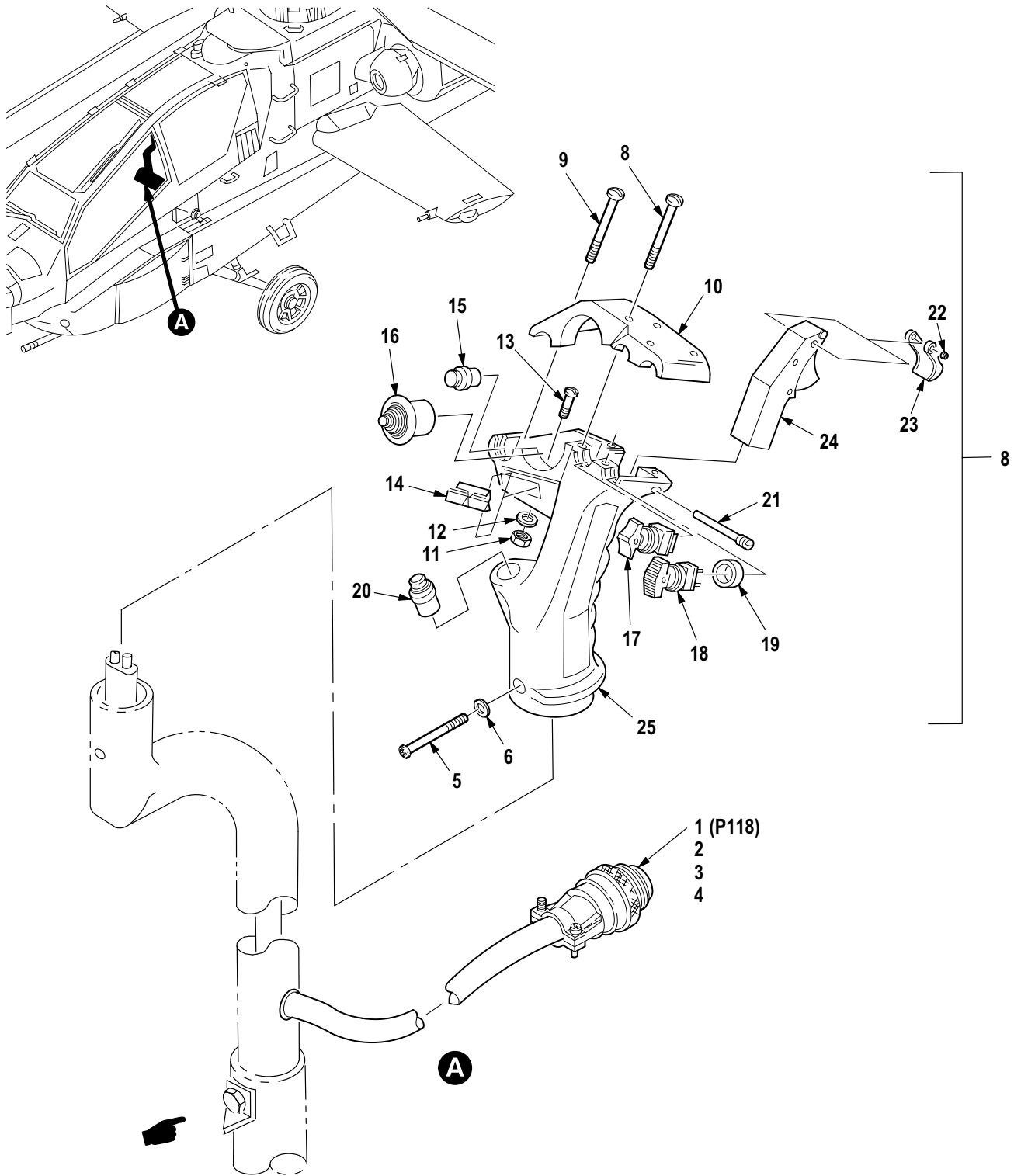


Figure 605. Group 11 Control Stick, Aircraft (Part 1)
7-31 1515001-7

(1) ITEM NO.	(2) SMR CODE	(3) CAGE	(4) PART NUMBER	(5) DESCRIPTION AND USABLE ON CODE (UOC)	(6) QTY
				Group 11 Flight Control System Fig. 605 Control Stick, Aircraft (Part 1) 7-31 1515001-7 See Fig. 604 for NHA	
1	PAOZA	81349	M83723/76R1831N	• Connector, Plug, Elec	1
2	PAOZZ	81349	M85049/31-18W	• Adapter, Cable Clamp	1
3	PAOZA	81349	M39029/4-1 10	• Contact, Electrical	31
4	PAOZZ	96906	MS27488-20	• Plug, End Seal, Elect	2
5	PAOZZ	80205	NAS623-3-22	• Screw, Machine	1
6	PAOZZ	96906	MS35333-39	• Washer, Lock	1
7	PAOOO	02731	7-21 1515008	• Grip Assembly, Contr	1
8	PAOZZ	96906	MS51957-16B	•• Screw, Machine	5
9	PAOZZ	96906	MS51957-15B	•• Screw, Machine	1
10	PAOZZ	81579	714-201-206	•• Cap, Grip, Engraved	1
11	PAOZZ	96906	MS35649-224	•• Nut, Plain, Hexagon	2
12	PAOZZ	96906	MS35333-69	•• Washer, Lock	2
13	PAOZZ	96906	MS51957-3	•• Screw, Machine	2
14	PAOZZ	81579	997-0002	•• Switch, Grip Control	1
15	PAOZZ	96906	MS25089-1A	•• Switch, Push	1
16	PAOZZ	81579	404-4310	•• Switch, Toggle	1
17	PAOZZ	81579	997-0145	•• Switch, Toggle	1
18	PAOZZ	81579	997-0105	•• Switch, Toggle	1
19	PAOZZ	81579	714-206-1	•• Spacer, Grip Control	1
20	PAOZZ	96906	MS25089-2A	•• Switch, Push	1
21	PAOZZ	81579	714-279-1	•• Pin, Grip Control	1
22	PAOZZ	81579	714-231-1	•• Spring, Helical, Tors	1
23	PAOZZ	81579	714-216-1	•• Guard, Grip Control	1
24	PAOZZ	81579	405-4300	•• Switch, Trigger	1
25	PAOZZ	81579	714-040-9	•• Grip Assembly, Contr	1
END OF FIGURE					

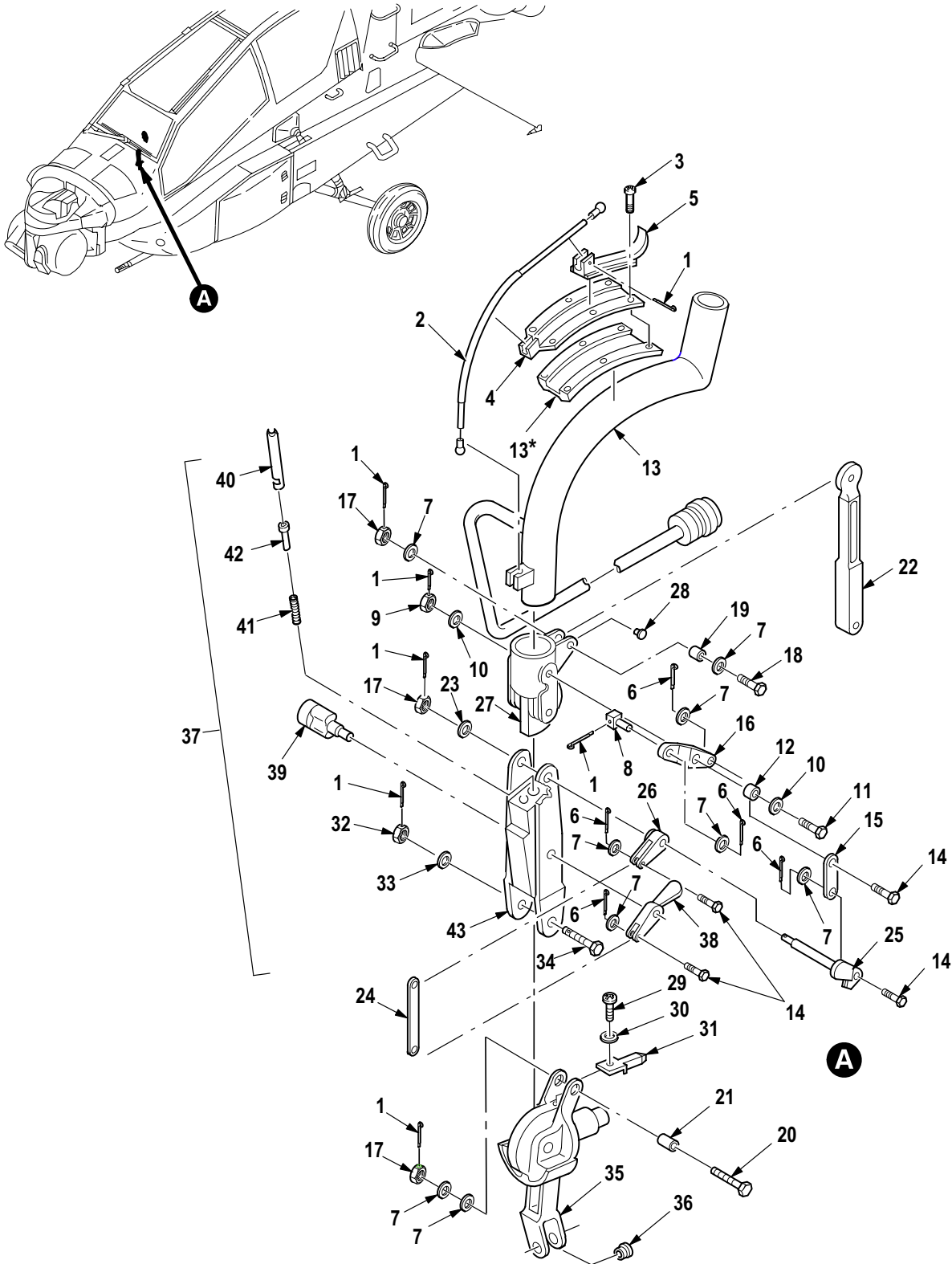
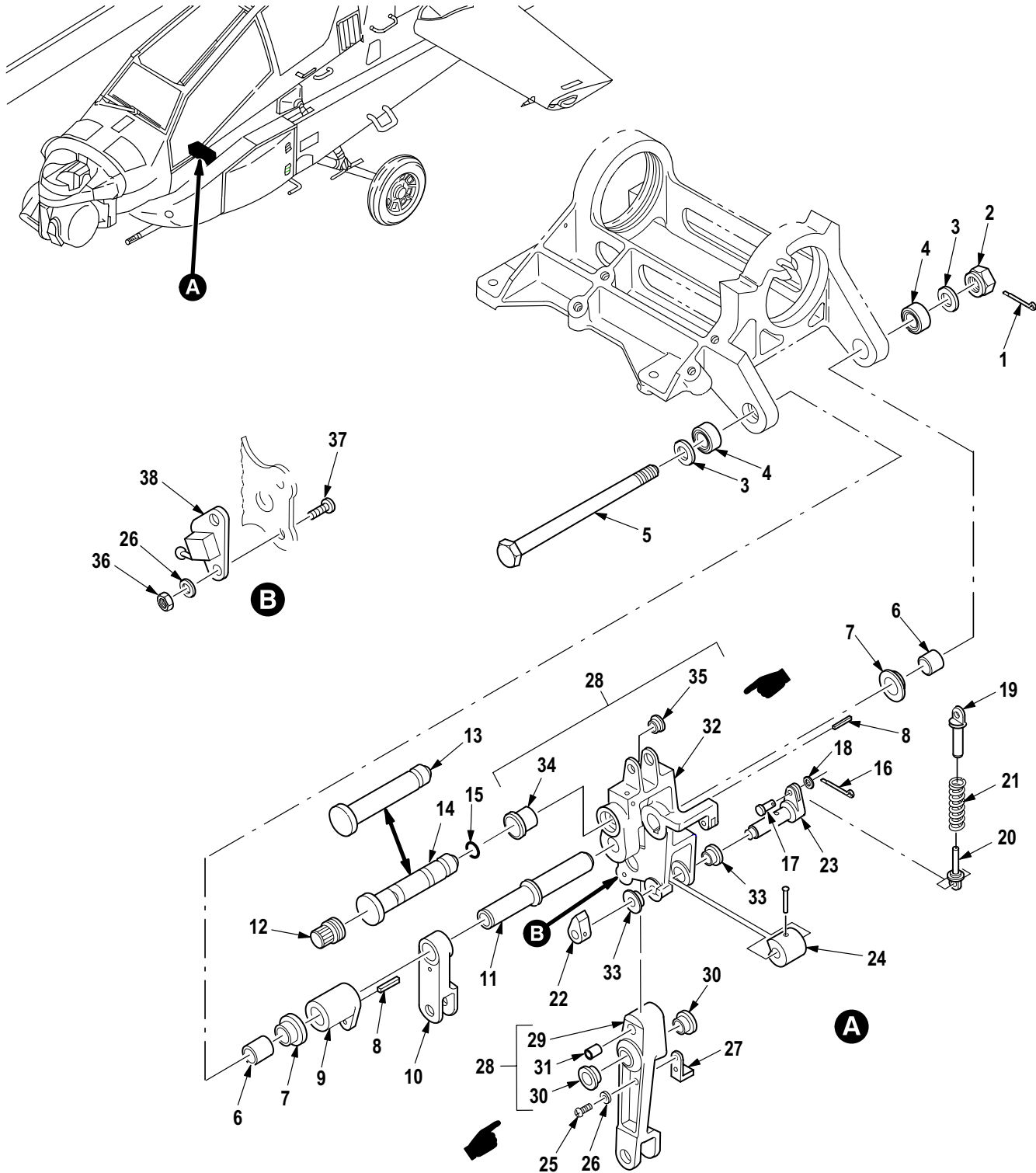


Figure 606. Group 11 Control Stick, Aircraft (Part 2)
7-31 1515001-7

(1) ITEM NO.	(2) SMR CODE	(3) CAGE	(4) PART NUMBER	(5) DESCRIPTION AND USABLE ON CODE (UOC)	(6) QTY
				Group 11 Flight Control System Fig. 606 Control Stick, Aircraft (Part 2) 7-31 1515001-7 See Fig. 604 for NHA	
1	PAOZZ	96906	MS24665-153	• Pin, Cotter	7
2	PAOZZ	02731	7-21 1515067-5	• Wire Rope Assembly,	1
3	PAOZZ	80205	NAS1190-04P-6	• Screw, Cap, Socket He	6
4	PAOZZ	02731	7-21 1515070-3	• Retainer, Lever, Cycl	1
5	XDOZZ	02731	7-21 1515069-3	• Lever, Lock-Release	1
6	PAOZZ	96906	MS24665-151	• Pin, Cotter	5
7	PAOZZ	59875	TX90790-34	• Washer, Flat	9
8	PAOZZ	02731	7-21 1515066	• Fitting, Cable to Le	1
9	PAOZZ	96906	MS17826-4	• Nut, Self-Locking, Sl	1
10	PAOZZ	88044	AN960PD416	• Washer, Flat	2
11	PAOZZ	80205	NAS6204-32D	• Bolt, Shear	1
12	PAOZZ	02731	HS610SP3745R250X4 06	• Bushing, Sleeve	1
13	PAOZZ	02731	7-21 1515056-19	• Tube Assy, Cyclic	1
14	PAOZZ	96906	MS9463-06	• Pin, Straight, Hea	4
15	XDOZZ	02731	7-21 1515062-5	• Connecting Link, Rig	1
16	PAOZZ	02731	7-21 1515065	• Lever, Remote Contro	1
17	PAOZZ	96906	MS17826-3	• Nut, Self-Locking, Sl	3
18	PAOZZ	80205	NAS6203-11D	• Bolt, Shear	1
19	PAOZZ	02731	HS5542-03023	• Bushing, Sleeve	1
20	PAOZZ	80205	NAS6203-16D	• Bolt, Shear	1
21	PAOZZ	02731	HS5542-03024	• Bushing, Sleeve	1
22	PAOZZ	02731	7-21 1515057	• Connecting Link, Rig	1
23	PAOZZ	88044	AN960PD10	• Washer, Flat	1
24	XDOZZ	02731	7-21 1515062-3	• Connecting Link, Rig	1
25	PAOZZ	02731	7-21 1515064	• Lever, Lock-Release	1
26	PAOZZ	02731	7-21 1515063	• Lever, Lock-Release	1
27	PAOOO	02731	7-31 1515055	• Fitting Assembly	1
28	PAOZZ	02731	HS4173C3-0.09	• Bushing, Sleeve	1
29	PAOZZ	80205	NAS1190-04P4L	• Screw, Cap, Socket He	1
30	PAOZZ	88044	AN960-4L	• Washer, Flat	1
31	PAOZZ	02731	7-21 1515084	• Indicator, Position	1
32	PAOZZ	96906	MS17826-5	• Nut, Self-Locking, Sl	1
33	PAOZZ	88044	AN960PD516	• Washer, Flat	1
34	PAOZZ	02731	7-21 1515071	• Bolt, Shoulder	1
35	PAOOO	02731	7-31 1515005-9	• Base Assy, Cyclic	1
36	PAOZZ	02731	HS606S4-6	• Bushing, Sleeve	1
37	PAOOO	02731	7-21 1515073	• Lock Assy, Cyclic, Ad	1
38	PAOZZ	02731	7-21 1515061	• Handle, Lock Release	1
39	PAOZZ	02731	7-21 1515060	• Pin, Eccentric	1
40	PAOZZ	02731	7-21 1515058	• Pin, Grooved, Headles	2
41	PAOZZ	96906	MS24585-121 1	• Spring, Helical, Comp	2
42	PAOZZ	02731	7-21 1515083	• Stop, Flight Control	2
43	PAOZZ	02731	7-21 1515054	• Housing, Flight Cont	1
END OF FIGURE					

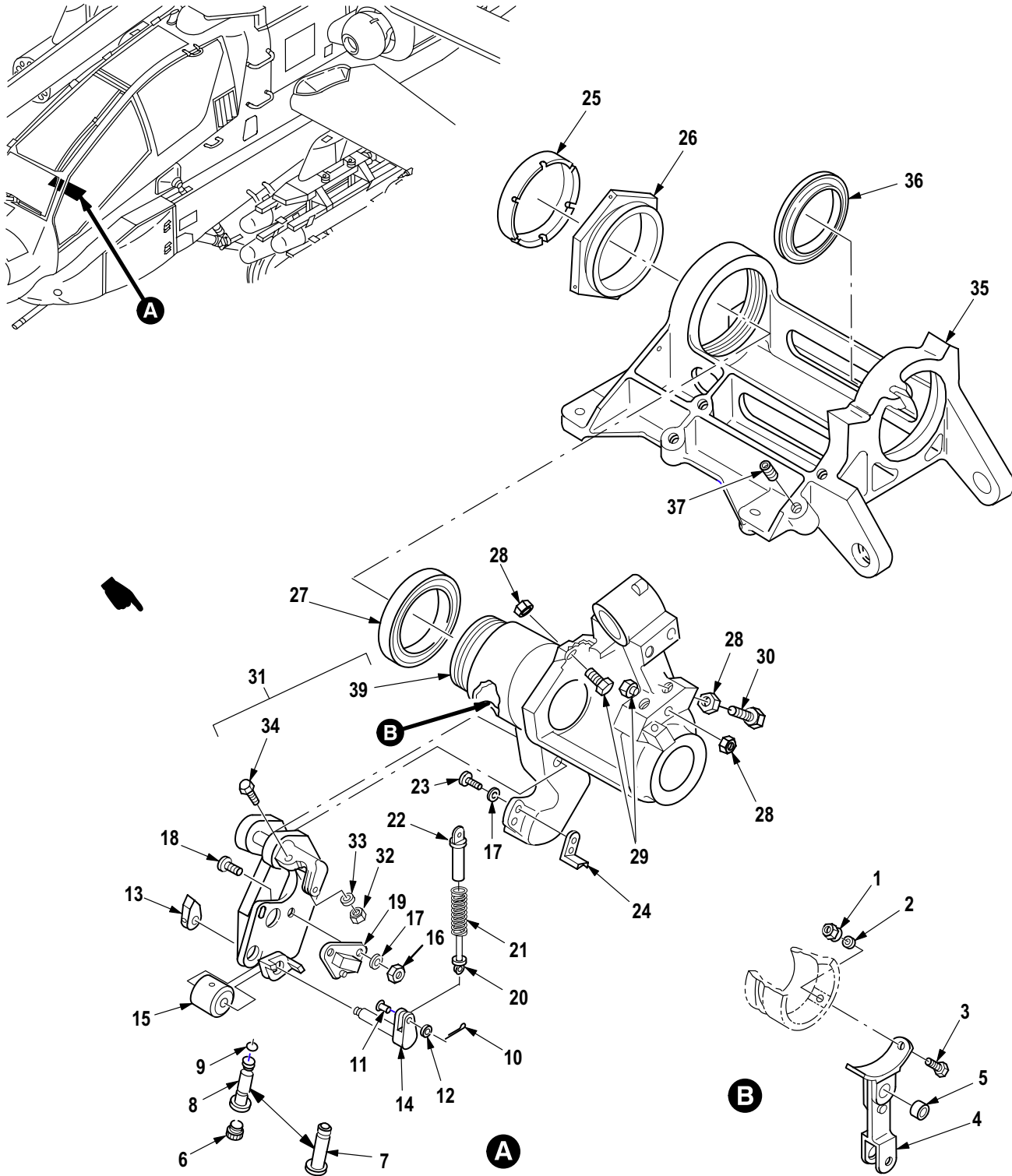


M09-678F

Figure 607. Group 11 Housing Assembly, Cyclic, Copilot/Gunner (Part 1)
 7-31 1515074-9 (Usbl Eff 82-23355 thru 88-0199)
 7-31 1515074-1 1 (Usbl Eff 88-0200 and Subs)

(1) ITEM NO.	(2) SMR CODE	(3) CAGE	(4) PART NUMBER	(5) DESCRIPTION AND USABLE ON CODE (UOC)	(6) QTY
				Group 11 Flight Control System Fig. 607 Housing Assembly, Cyclic, Copilot/Gunner (Part 1) 7-31 1515074-9 (Usbl Eff 82-23355 thru 88-0199) 7-31 1515074-1 1 (Usbl Eff 88-0200 and Subs) See Fig. 604 for NHA	
1	PAFZZ	96906	MS24665-153	• Pin, Cotter	1
2	PAFZZ	96906	MS21224-5	• Nut, Self-Locking, As	1
3	PAFZZ	88044	AN960KD516	• Washer, Flat	2
4	PAFZZ	96906	MS27641-5	• Bearing, Ball, Airfra	2
5	PAFZZ	96906	MS27576-5-83	• Bolt, Close Toleranc	1
6	PAFZZ	80205	NAS43HT5-6	• Spacer, Ring	2
7	PAFZZ	02731	7-21 1514094-3	• Retainer, Output Arm	2
8	PAFZZ	96906	MS20066-77	• Key, Machine	2
9	PAFZZ	02731	7-21 1515080-3	• Collar, Drive, Transd	1
10	PAFZZ	02731	7-21 1514090-3	• Arm, Input, Transduce	1
11	PAFZZ	02731	7-21 1514093	• Shaft, Output Arm, La	1
12	PAOZZ	02731	7-21 1514083	• Retainer, Shear Pin	1
13	PAFZZ	02731	7-232310078-3	• Pin, Grooved, Headed (Usbl Eff 82-23355 thru 88-0199)	1
14	PAOZZ	02731	7-21 1514082	• Pin, Grooved, Headed (Usbl Eff 88-0200 and Subs)	1
15	PAFZZ	88044	AN6227-4	• Packing, Preformed	1
16	PAFZZ	96906	MS24665-151	• Pin, Cotter	2
17	PAFZZ	96906	MS9462-06	• Pin, Straight, Headed	2
18	PAFZZ	88044	AN960C4	• Washer, Flat	2
19	PAFZZ	02731	7-31 1514086	• Guide, Spring, Extern	1
20	PAFZZ	02731	7-31 1514087	• Guide, Spring, Intern	1
21	PAFZZ	96906	MS24585C211	• Spring, Helical, Comp	1
22	PAFZZ	02731	7-31 1514085	• Shaft, Straight	1
23	PAFZZ	02731	7-31 1514084-5	• Shaft, Actuator, Swit	1
24	PAFZZ	02731	7-31 1514102	• Cam, Control	1
25	PAFZZ	96906	MS35275-228	• Screw, Machine	2
26	PAFZZ	80205	NAS1149DN632K	• Washer, Flat	4
27	PAFZZ	02731	7-31 1514103-5	• Detent, Sweep Lever	1
28	PAFFF	02731	7-31 1514097-9	• Arm Assy, Flight Con	1
29	XAFFF	02731	7-31 1514089-13	•• Arm Assy	1
30	PAFZZ	02731	HS606B9-28	••• Bushing, Sleeve	2
31	PAFZZ	02731	7-31 1514096	••• Bushing, Sleeve	1
32	XAFFF	02731	7-31 1514088-23	•• Arm Assy	1
33	PAFZZ	02731	7-31 1514101	••• Bearing, Sleeve	2
34	PAFZZ	02731	7-21 1514095-3	••• Bearing, Sleeve	1
35	PAFZZ	02731	HS606S4-6	••• Bushing, Sleeve	1
36	PAFZZ	80205	MS21042-06	• Nut, Self-Locking, Ex	4
37	PAFZZ	96906	MS35275-229	• Screw, Machine (Usbl Eff 82-23355 thru 88-0199)	2
37	PAFZZ	80205	NAS1190-06P7	• Screw, Cap, Socket He (Usbl Eff 88-0200 and Subs)	2
38	PAFZZ	02731	7-31 1514104-1 1	• Switch Sub Assembly (Usbl Eff 82-23355 thru 88-0199) .	1
38	PAFZZ	02731	7-31 1514104-15	• Switch Sub Assembly (Usbl Eff 88-0200 and Subs)	1

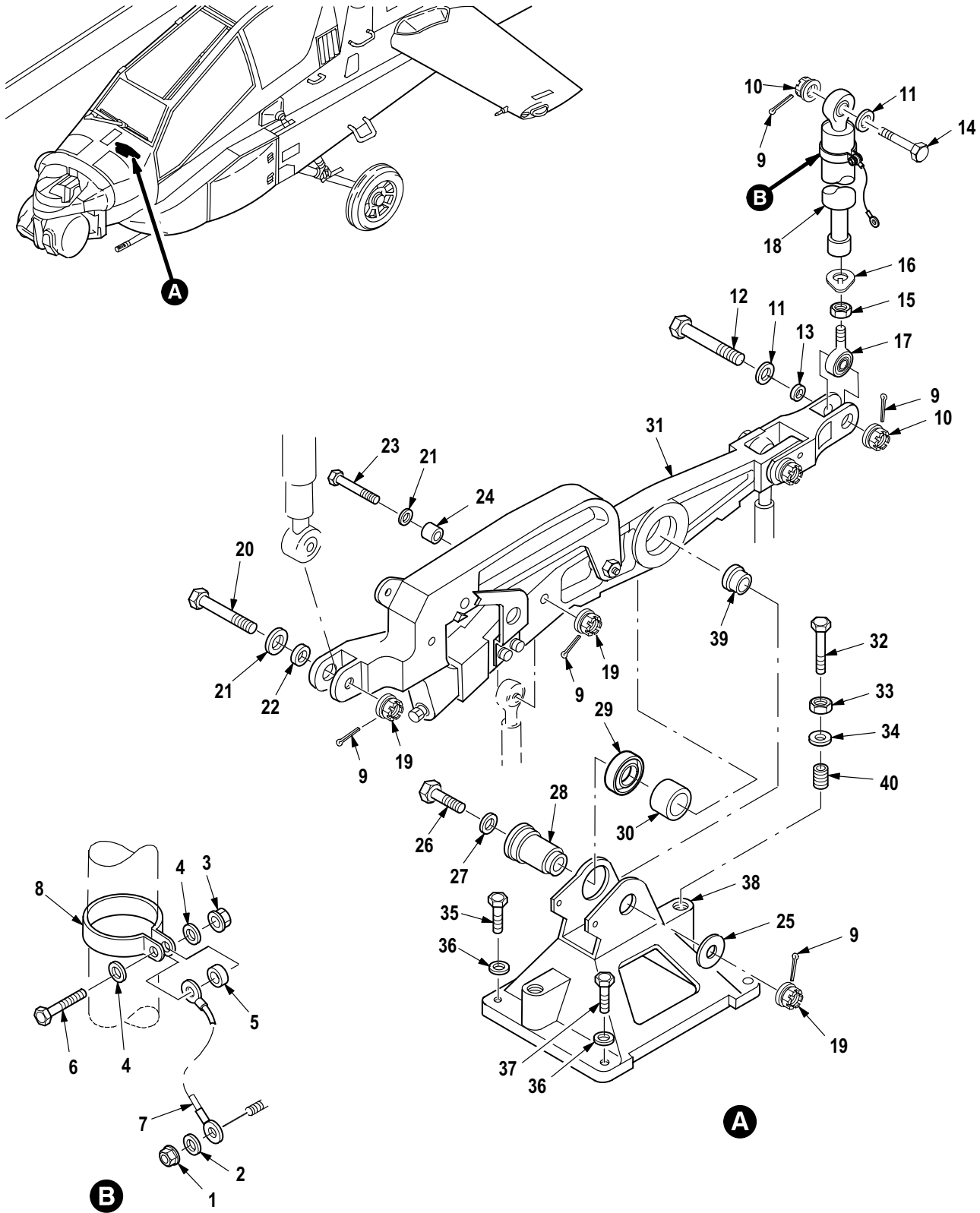
END OF FIGURE



M09-951D

Figure 608. Group 11 Housing Assembly, Cyclic, Copilot/Gunner (Part 2)
 7-31 1515074-9 (Usbl Eff 82-23355 thru 88-0199)
 7-31 1515074-11 (Usbl Eff 88-0200 and Subs)

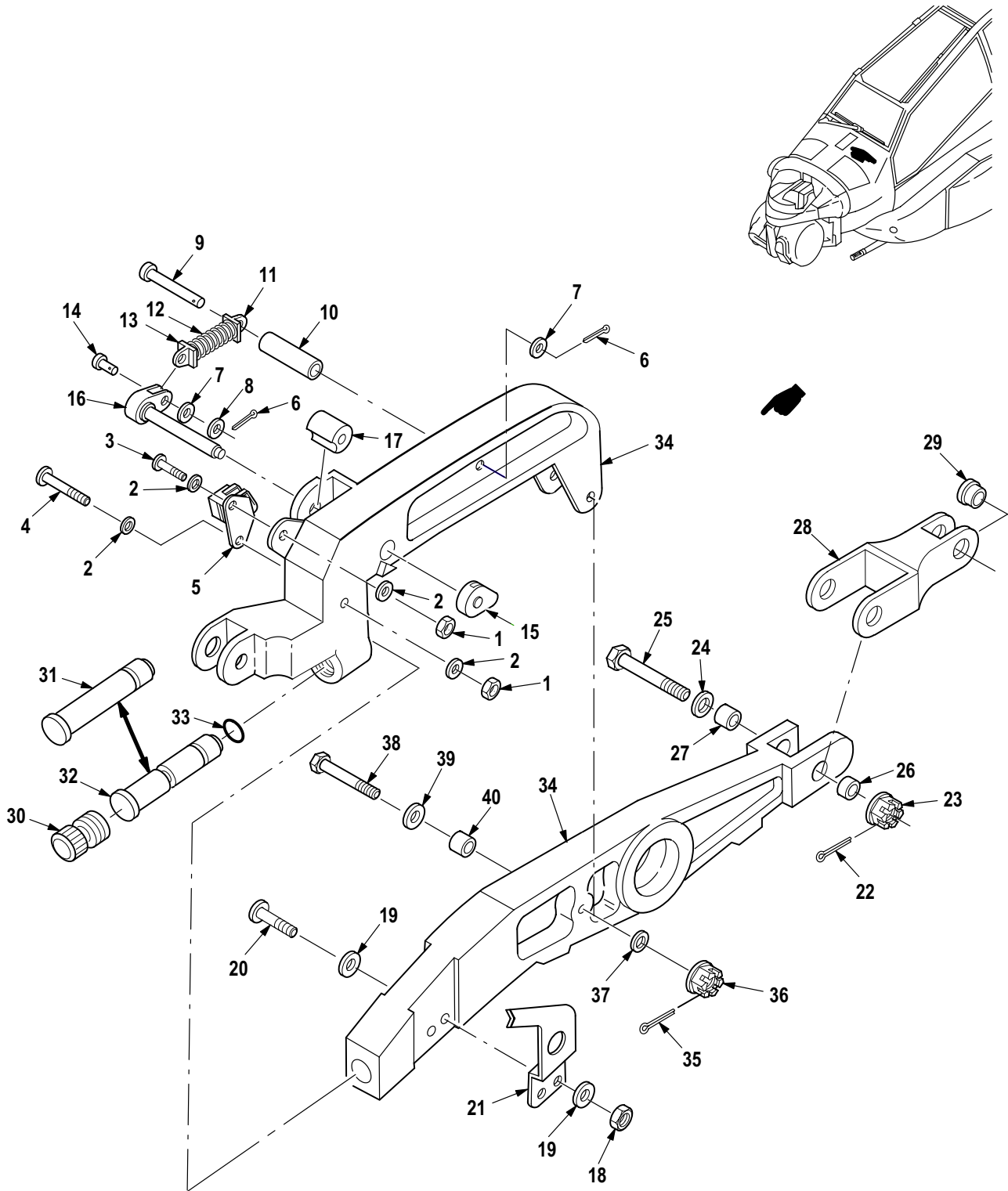
(1) ITEM NO.	(2) SMR CODE	(3) CAGE	(4) PART NUMBER	(5) DESCRIPTION AND USABLE ON CODE (UOC)	(6) QTY
				Group 11 Flight Control System Fig. 608 Housing Assembly, Cyclic, Copilot/Gunner (Part 2) 7-31 1515074-9 (Usbl Eff 82-23355 thru 88-0199) 7-31 1515074-1 1 (Usbl Eff 88-0200 and Subs) See Fig. 604 for NHA	
1	PAFZZ	80205	MS21042-3	• Nut, Self-Locking, Ex	2
2	PAFZZ	88044	AN960JD10LL	• Washer, Flat	6
3	PAFZZ	80205	NAS6203-6	• Bolt, Shear	2
4	PAOFF	02731	7-21 1514079	• Arm Assy, Input, Cycl	1
5	PAFZZ	02731	HS5542-0301 1	• • Bushing, Sleeve	1
6	PAOZZ	02731	7-21 1514083	• Retainer, Shear Pin	1
7	PAFZZ	02731	7-232310078-3	• Pin, Grooved, Headed (Usbl Eff 82-23355 thru 88-0199)	1
8	PAOZZ	02731	7-21 1514082	• Pin, Grooved, Headed (Usbl Eff 88-0200 and Subs)	1
9	PAFZZ	88044	AN6227-4	• Packing, Preformed	1
10	PAFZZ	96906	MS24665-151	• Pin, Cotter	2
11	PAFZZ	96906	MS9462-06	• Pin, Straight, Headed	2
12	PAFZZ	88044	AN960C4	• Washer, Flat	2
13	PAFZZ	02731	7-31 1514085	• Shaft, Straight	1
14	PAOZZ	02731	7-31 1514084-3	• Shaft, Actuator Swit	1
15	PAFZZ	02731	7-31 1514102	• Cam, Control	1
16	PAFZZ	80205	MS21042-06	• Nut, Self-Locking, Ex	4
17	PAFZZ	80205	NAS1149DN632K	• Washer, Flat	7
18	PAFZZ	80205	NAS1190-06P7	• Screw, Cap, Socket He (Usbl Eff 88-0200 and Subs)	2
19	PAFZZ	02731	7-31 1514104-13	• Switch Assy, SPAD (Usbl Eff 82-23355 thru 88-0199)	1
19	PAFZZ	02731	7-31 1514104-17	• Switch, Push (Usbl Eff 88-0200 and Subs)	1
20	PAFZZ	02731	7-31 1514087	• Guide, Spring, Intern	1
21	PAFZZ	96906	MS24585C211	• Spring, Helical, Comp	1
22	PAFZZ	02731	7-31 1514086	• Guide, Spring, Extern	1
23	PAFZZ	96906	MS35275-227	• Screw, Machine	2
24	PAFZZ	02731	7-31 1515085	• Detent, Rotor Contro	1
25	PAOZZ	02731	7-1 15114025-3	• Retainer Bearing, Cy	1
26	PAOZZ	02731	7-1 15114022	• Retainer, Main Rotor	1
27	PAFZZ	21335	MB545DDFS464	• Bearing, Ball, Airfra	1
28	XDFZZ	80205	NAS509-4	• Nut, Plain, Hexagon	4
29	PAFZZ	80205	NAS428K4-13	• Bolt, Machine	2
30	PAFZZ	80205	NAS428H4-10	• Bolt, Machine	2
31	PAFDD	02731	7-31 1515082-5	• SPAD Assy, Co-Pilot	1
32	PAFZZ	80205	MS21042L3	• • Nut, Self-Locking, Ex	1
33	PAFZZ	59875	TX90790-34	• • Washer, Flat	1
34	XDFZZ	80205	NAS6203-9	• • Bolt, Shear	1
35	PAFFF	02731	7-31 1514023	• Support Assy, Cyclic	1
36	PAFZZ	21335	MB545DD (FS 464)	• • Bearing, Ball, Airfra	1
37	PAFZZ	96906	MS21209F1-15L	• • Insert, Screw Thread	4
END OF FIGURE					



M09-708D

Figure 609. Group 11 Linkage Installation, Copilot/Gunner to Pilot Control (Directional) (Part 1) 7-311516000

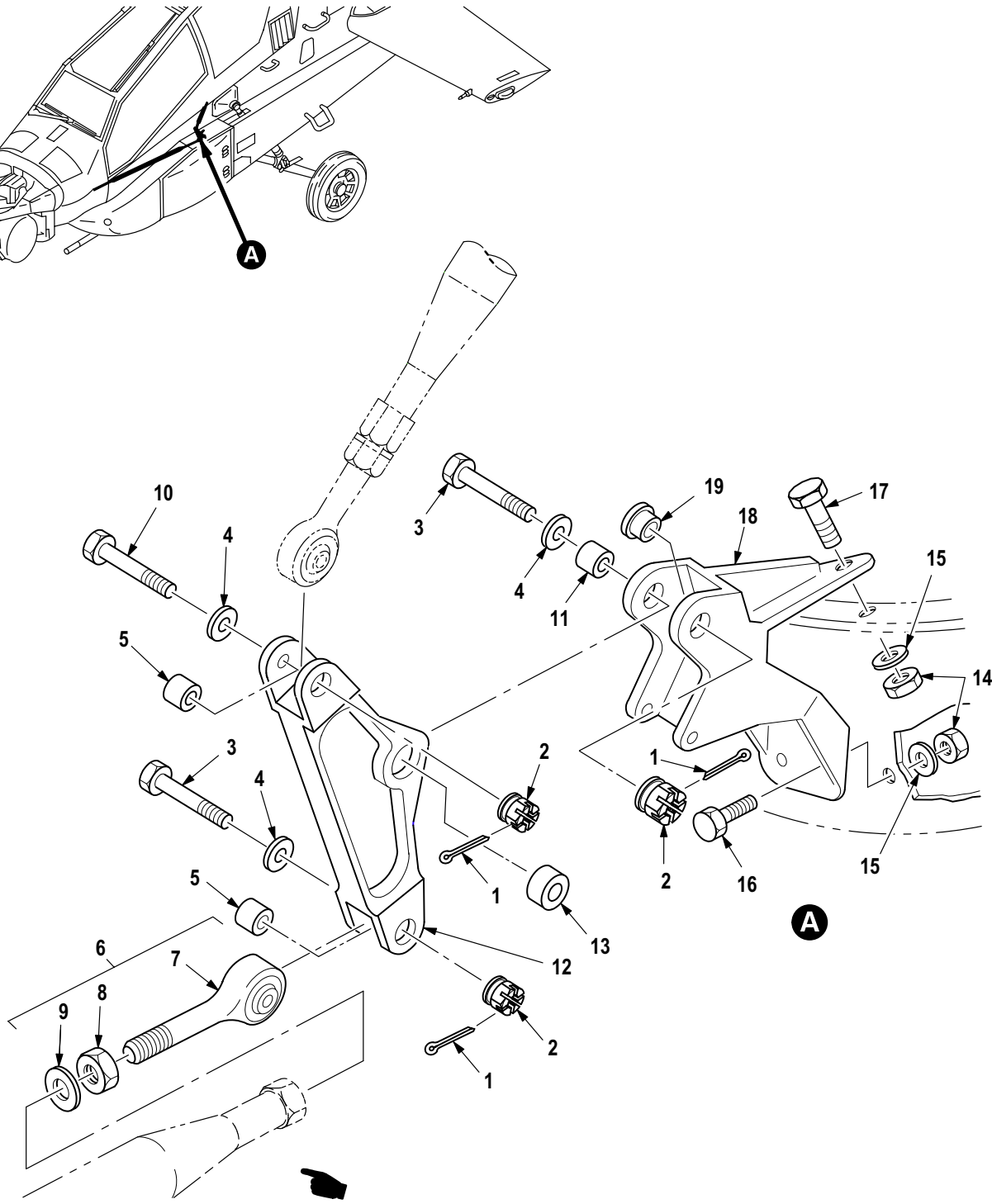
(1) ITEM NO.	(2) SMR CODE	(3) CAGE	(4) PART NUMBER	(5) DESCRIPTION AND USABLE ON CODE (UOC)	(6) QTY
				Group 11 Flight Control System Fig. 609 Linkage Installation, Copilot/Gunner to Pilot Control (Directional) (Part 1) 7-31 1516000	
1	PAOZZ	80205	MS21042-06	• Nut, Self-Locking, Ex (Usbl Eff 88-0200 and Subs)	1
2	PAOZZ	88044	AN960JD6L	• Washer, Flat (Usbl Eff 88-0200 and Subs)	1
3	PAOZZ	80205	MS21042-3	• Nut, Self-Locking, Ex (Usbl Eff 88-0200 and Subs)	1
4	PAOZZ	88044	AN960JD10L	• Washer, Flat (Usbl Eff 88-0200 and Subs)	2
5	PAOZZ	88044	AN960JD10	• Washer, Flat (Usbl Eff 88-0200 and Subs)	1
6	PAOZZ	80205	NAS1096-3-7	• Screw, Machine (Usbl Eff 88-0200 and Subs)	1
7	PAOZZ	81349	M83413/8-A05AB	• Lead, Electrical (Usbl Eff 88-0200 and Subs)	1
8	PAOZZ	88044	AN735-12	• Clamp, Loop (Usbl Eff 88-0200 and Subs)	1
9	PAOZZ	96906	MS24665-153	• Pin, Cotter	5
10	PAOZZ	96906	MS21224-3	• Nut, Self-Locking, As	2
11	PAOZZ	59875	TX90790-34	• Washer, Flat	2
12	PAOZZ	96906	MS27576-3-14	• Bolt, Close Toleranc	1
13	PAOZZ	02731	HS5542-03026	• Bushing, Sleeve	1
14	PAOZZ	96906	MS27576-3-08	• Bolt, Close Toleranc	1
15	XDOZZ	80205	NAS509-4	• Nut, Plain, Hexagon	1
16	PAOZZ	80205	NAS513-4	• Washer, Key	1
17	PAOZZ	96906	MS21151-7C	• Bearing, Ball, Rod En	1
18	PAOZZ	02731	7-1 15200106-3	• Transducer, Position (Usbl Eff 82-23355 thru 88-0199)	1
18	PAOZZ	02731	7-315200106	• Transducer, Motional (Usbl Eff 88-0200 and Subs)	1
19	PAOZZ	96906	MS21224-4	• Nut, Self-Locking, As	3
20	PAOZZ	96906	MS27576-4-16	• Bolt, Close Toleranc	1
21	PAOZZ	88044	AN960-416L	• Washer, Flat	V
22	PAOZZ	02731	HS5542-04098	• Bushing, Sleeve	1
23	PAOZZ	96906	MS27576-4-19	• Bolt, Close Toleranc	1
24	PAOZZ	02731	HS5542-04106	• Bushing, Sleeve	1
25	PAOZZ	02731	7-31 1512109	• Retainer, Flight Con	1
26	PAOZZ	96906	MS27576-4-13	• Bolt, Close Toleranc	1
27	PAOZZ	88044	AN960KD416	• Washer, Flat	V
28	PAOZZ	02731	7-21 1516069	• Shaft, Input Arm, Rot	1
29	PAOZZ	81343	MS27646-40	• Bearing, Ball, Airfra	1
30	PAOZZ	02731	HS5542-14003	• Bushing, Sleeve	1
31	PAOFF	02731	7-31 1516077-5	• SPAD Assembly, Direc (See Fig. 610 for Breakdown) (Usbl Eff 82-23355 thru 88-0199)	1
31	PAOFF	02731	7-31 1516077-7	• SPAD Assembly, Direc (See Fig. 610 for Breakdown) (Usbl Eff 88-0200 and Subs)	1
32	PAOZZ	80205	NAS428H5-10	• Bolt, Machine	2
33	PAOZZ	80205	NAS509-5	• Nut, Plain, Hexagon	2
34	PAOZZ	88044	AN960KD516L	• Washer, Flat	2
35	PAOZZ	80205	NAS6604-7	• Bolt, Shear	1
36	PAOZZ	88044	AN960KD416L	• Washer, Flat	V
37	PAOZZ	80205	NAS6604-8	• Bolt, Shear	2
38	PAOFF	02731	7-31 1516065-9	• Bracket Assy, Direct	1
39	PAFZZ	02731	HS606S10-12	• Bushing, Sleeve	1
40	PAFZZ	96906	MS51830A203L	• Insert, Screw Thread	2
END OF FIGURE					



M09-709J

Figure 610. Group 11 SPAD Assembly, Directional (Copilot/Gunner)
7-31 1516077-5 (Usbl Eff 82-23355 thru 88-0199)
7-31 1516077-7 (Usbl Eff 88-0200 and Subs)

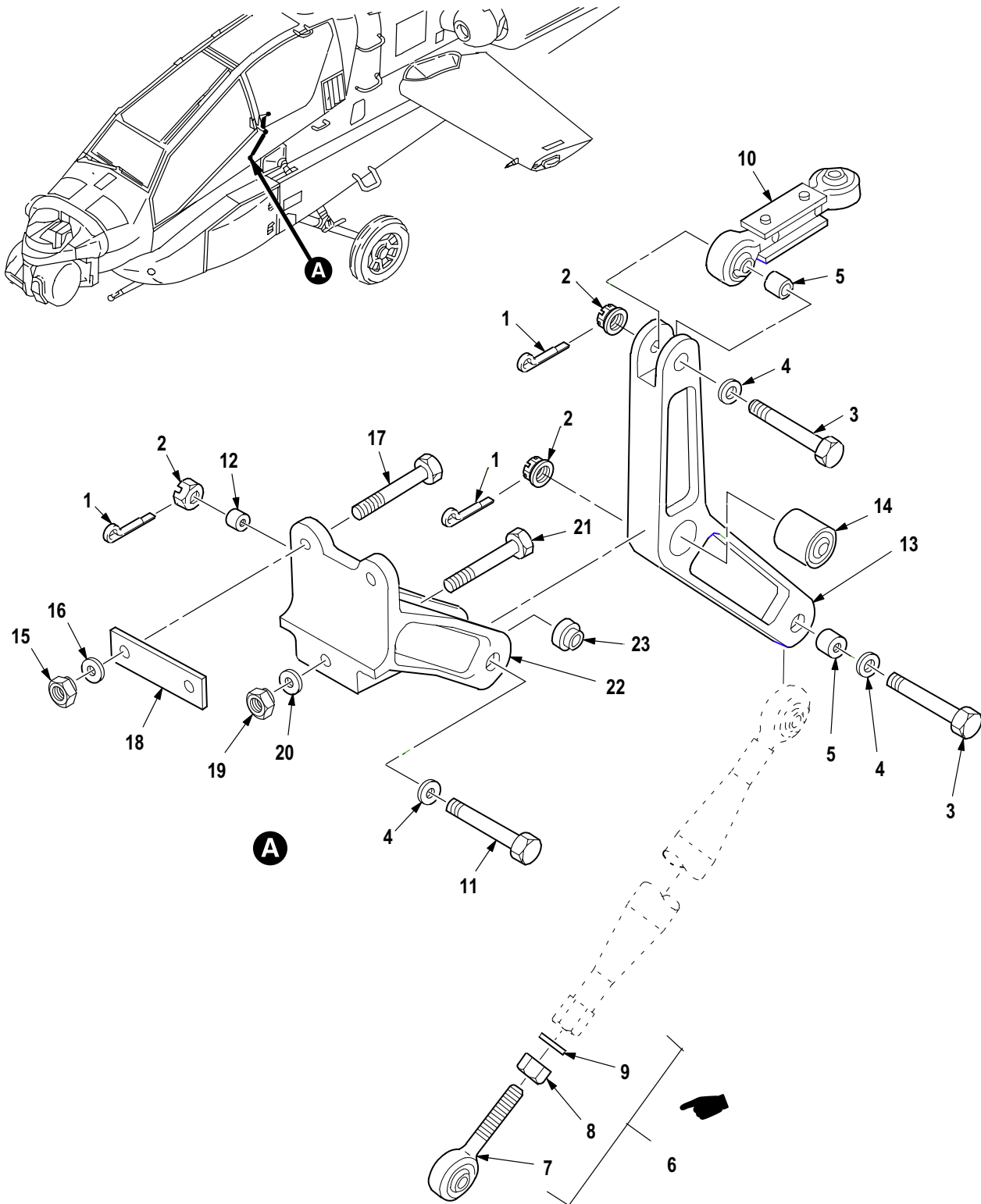
(1) ITEM NO.	(2) SMR CODE	(3) CAGE	(4) PART NUMBER	(5) DESCRIPTION AND USABLE ON CODE (UOC)	(6) QTY
				Group 11 Flight Control System Fig. 610 SPAD Assembly, Directional (Copilot/Gunner) 7-31 1516077-5 (Usbl Eff 82-23355 thru 88-0199) 7-31 1516077-7 (Usbl Eff 88-0200 and Subs) See Fig. 609 for NHA	
1	PAFZZ	80205	MS21042-06	• Nut, Self-Locking, Ex	2
2	PAFZZ	88044	AN960JD6	• Washer, Flat	4
3	PAFZZ	96906	MS35275-230	• Screw, Machine	1
4	PAFZZ	96906	MS35275-236	• Screw, Machine	1
5	PAFZZ	02731	7-31 1514104-11	• Switch Sub Assembly (Usbl Eff 82-23355 thru 88-0199)	1
5	PAFZZ	02731	7-31 1514104-15	• Switch Sub Assembly (Usbl Eff 88-0200 and Subs)	1
6	PAFZZ	96906	MS24665-1010	• Pin, Cotter	2
7	PAFZZ	88044	AN960C4	• Washer, Flat	V
8	PAFZZ	88044	AN960C4L	• Washer, Flat	V
9	PAFZZ	96906	MS20392-1C59	• Pin, Straight, Headed	1
10	PAFZZ	02731	HS5542-02002	• Bushing, Sleeve	1
11	PAFZZ	02731	7-31 1514086	• Guide, Spring, Extern	1
12	PAFZZ	96906	MS24585C211	• Spring, Helical, Comp	1
13	PAFZZ	02731	7-31 1514087	• Guide, Spring, Intern	1
14	PAFZZ	96906	MS9462-06	• Pin, Straight, Headed	1
15	PAFZZ	02731	7-31 1514085	• Shaft, Straight	1
16	PAFZZ	02731	7-31 1514084-9	• Shaft, Actuator Swit	1
17	PAFZZ	02731	7-31 1514102	• Cam, Control	1
18	PAFZZ	80205	MS21042-3	• Nut, Self-Locking, Ex	2
19	PAFZZ	88044	AN960JD10L	• Washer, Flat	4
20	PAFZZ	80205	NAS623-3-12	• Screw, Machine	2
21	PAFZZ	02731	7-31 1516082	• Detent, Switch	1
22	PAOZZ	96906	MS24665-153	• Pin, Cotter	1
23	PAFZZ	96906	MS21224-4	• Nut, Self-Locking, As	1
24	PAFZZ	88044	AN960-416L	• Washer, Flat	1
25	PAFZZ	96906	MS27576-4-25	• Bolt, Close Toleranc	1
26	PAFZZ	02731	HS5542-04092	• Bushing, Sleeve	1
27	PAFZZ	02731	HS5542-04108	• Bushing, Sleeve	1
28	PAFFF	02731	7-31 1516078-5	• Connecting Link, Rig	1
29	PAFZZ	02731	HS606S3-5	• Bushing, Sleeve	1
30	PAOZZ	02731	7-21 1514083	• Retainer, Shear Pin	1
31	PAFZZ	02731	7-232310078-3	• Pin, Grooved, Headed (Usbl Eff 82-23355 thru 88-0199)	1
32	PAOZZ	02731	7-21 1514082	• Pin, Grooved, Headed (Usbl Eff 88-0200 and Subs)	1
33	PAOZZ	88044	AN6227-4	• Packing, Preformed	1
34	PAFDD	02731	7-31 1516079-7	• Arm Assy, Directional (Matched Set)	1
35	PAFZZ	96906	MS24665-153	• Pin, Cotter	1
36	PAFZZ	96906	MS21224-4	• Nut, Self-Locking, As	1
37	PAFZZ	80205	NAS1149F0463P	• Washer, Flat	1
38	PAFZZ	96906	MS27576-4-23	• Bolt, Close Toleranc	1
39	PAFZZ	80205	NAS1149F0432P	• Washer, Flat	1
40	PAFZZ	02731	HS606S4-84	• Bushing, Sleeve	1
END OF FIGURE					



M09-962C

Figure 611. Group 11 Linkage Installation, Copilot/Gunner to Pilot Control (Directional) (Part 2)
7-31 1516000

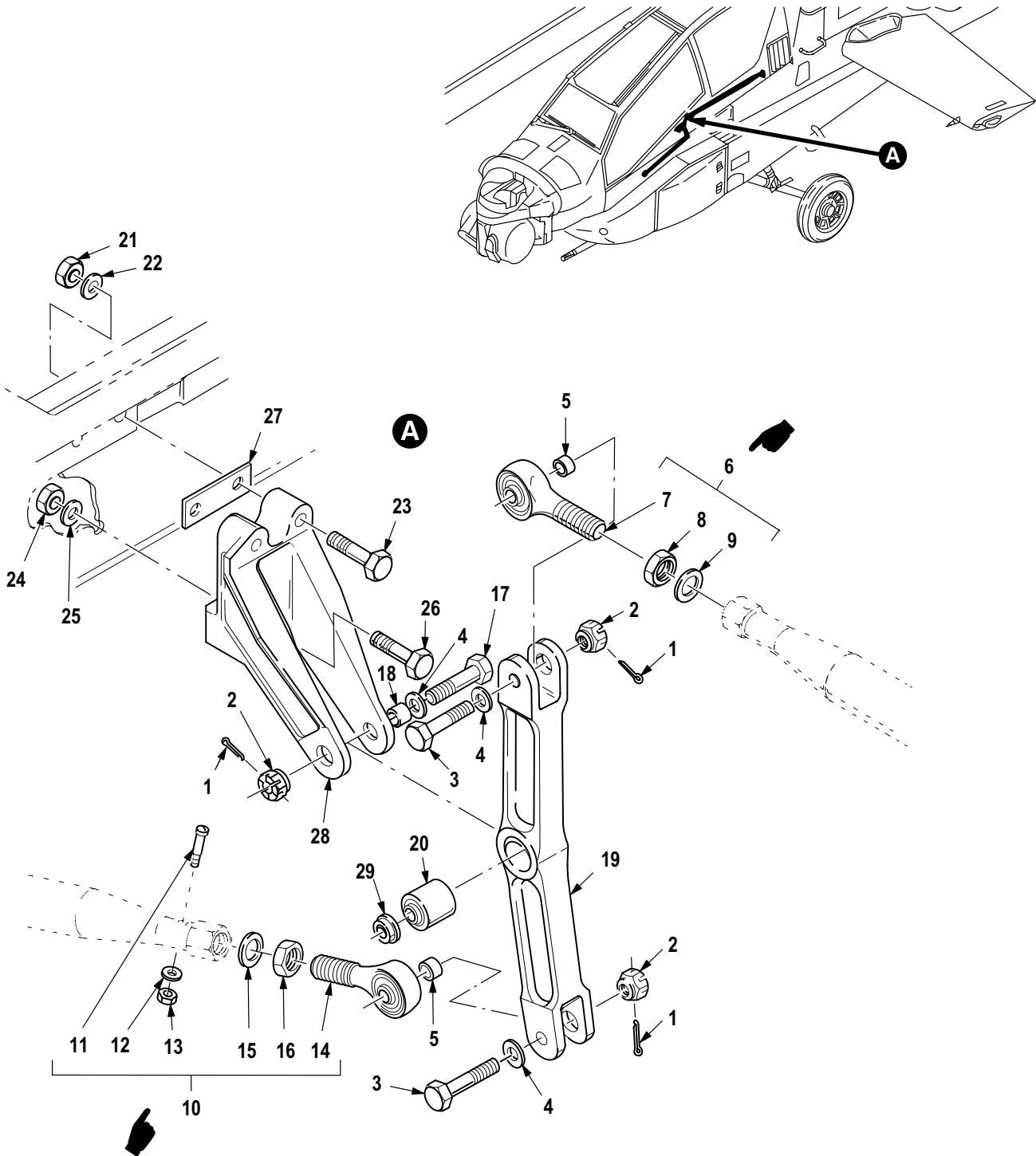
(1) ITEM NO.	(2) SMR CODE	(3) CAGE	(4) PART NUMBER	(5) DESCRIPTION AND USABLE ON CODE (UOC)	(6) QTY
				Group 11 Flight Control System Fig. 611 Linkage Installation, Copilot/Gunner to Pilot Control (Directional) (Part 2) 7-31 1516000	
1	PAOZZ	96906	MS24665-153	• Pin, Cotter	3
2	PAOZZ	96906	MS21224-4	• Nut, Self-Locking, As	3
3	PAOZZ	96906	MS27576-4-16	• Bolt, Close Toleranc	2
4	PAOZZ	88044	AN960-416L	• Washer, Flat	V
5	PAOZZ	02731	HS5542-04098	• Bushing, Sleeve	2
6	PAOOO	02731	7-21 1524001-541	• Push-Pull Rod Assy	1
7	PAOZZ	96906	MS21151-8C	• • Bearing, Ball, Rod En	1
8	PAOZZ	80205	NAS509-6	• • Nut, Plain, Hexagon	1
9	PAOZZ	80205	NAS513-6	• • Washer, Key	1
10	PAOZZ	96906	MS27576-4-18	• Bolt, Close Toleranc	1
11	PAOZZ	02731	HS5542-04034	• Bushing, Sleeve	1
12	PAOFF	02731	7-1 15116046-9	• Bell Crank	1
13	PAFZZ	96906	MS27647-4A	• • Bearing, Ball, Airfra	1
14	PAOZZ	80205	MS21042L4	• Nut, Self-Locking, Ex	2
15	PAOZZ	88044	AN960KD416	• Washer, Flat	V
16	PAOZZ	80205	NAS6204-4H	• Bolt, Shear	2
17	PAOZZ	80205	NAS6204-5H	• Bolt, Shear	2
18	PAOFF	02731	7-31 1516047	• Bracket Control, Dir	1
19	PAFZZ	02731	HS606S4-8	• • Bushing, Sleeve	1
END OF FIGURE					



M09-963B

Figure 612. Group 11 Linkage Installation, Copilot/Gunner to Pilot Control (Directional)
(Part 3) 7-311516000

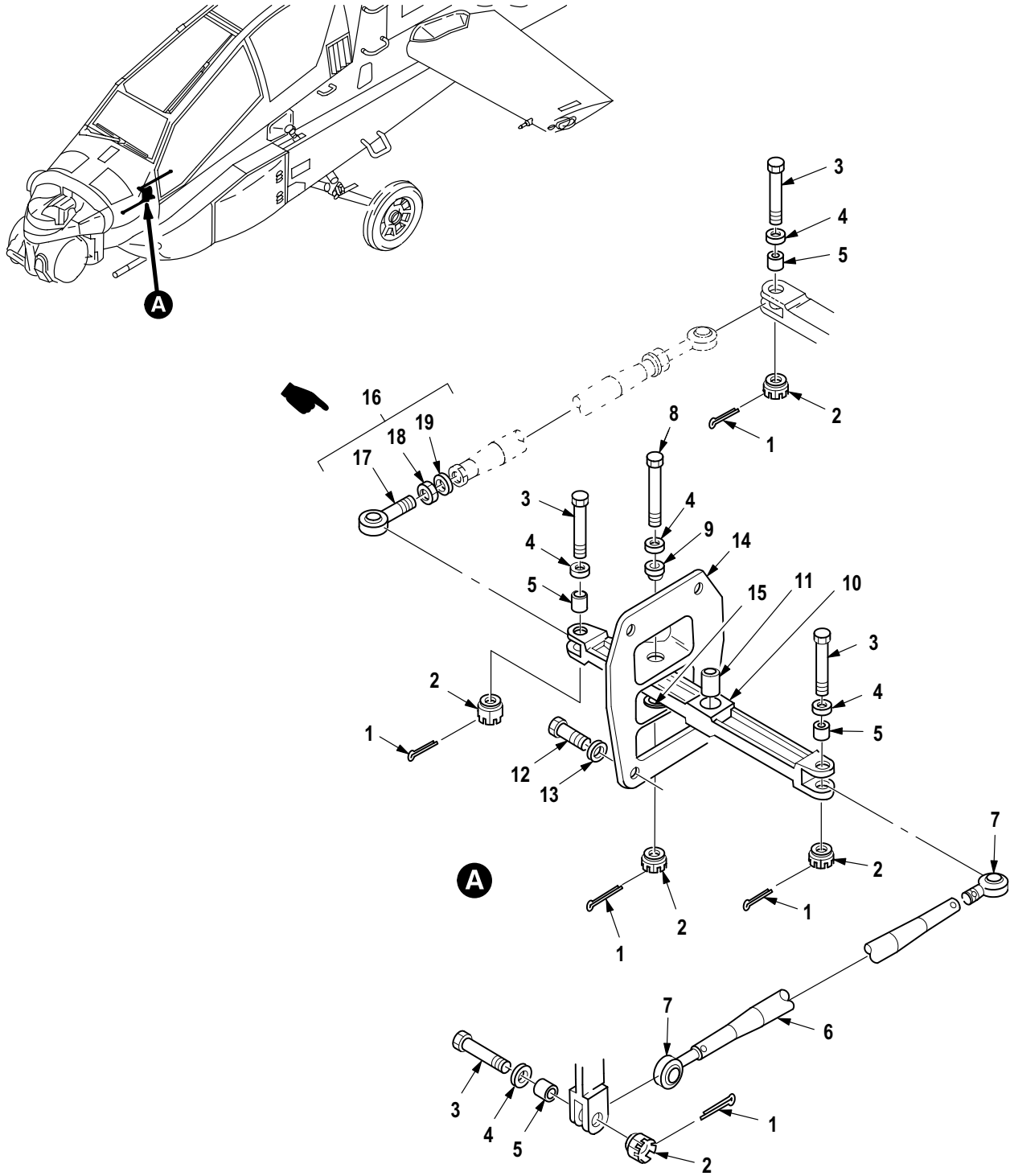
(1) ITEM NO.	(2) SMR CODE	(3) CAGE	(4) PART NUMBER	(5) DESCRIPTION AND USABLE ON CODE (UOC)	(6) QTY
				Group 11 Flight Control System Fig. 612 Linkage Installation, Copilot/Gunner to Pilot Control (Directional) (Part 3) 7-31 1516000	
1	PAOZZ	96906	MS24665-153	• Pin, Cotter	3
2	PAOZZ	96906	MS21224-4	• Nut, Self-Locking, As	3
3	PAOZZ	96906	MS27576-4-16	• Bolt, Close Toleranc	2
4	PAOZZ	88044	AN960-416L	• Washer, Flat	V
5	PAOZZ	02731	HS5542-04098	• Bushing, Sleeve	2
6	PAOOO	02731	7-21 1524001-543	• Push-Pull Rod Assy	1
7	PAOZZ	96906	MS21151-8C	• • Bearing, Ball, Rod En	1
8	PAOZZ	80205	NAS509-6	• • Nut, Plain, Hexagon	1
9	PAOZZ	80205	NAS513-6	• • Washer, Key	1
10	PAOZZ	02731	7-31 1516053	• Connecting Link, Rig	1
11	PAOZZ	96906	MS27576-4-24	• Bolt, Close Toleranc	1
12	PAOZZ	02731	HS5542-04035	• Bushing, Sleeve	1
13	PAOFF	02731	7-1 15116048-5	• Bell Crank	1
14	PAFZZ	96906	MS27647-4	• • Bearing, Ball, Airfra	1
15	PAOZZ	80205	MS21042L4	• Nut, Self-Locking, Ex	2
16	PAOZZ	88044	AN960KD416	• Washer, Flat	V
17	PAOZZ	80205	NAS6204-14	• Bolt, Shear	4
18	PAOZZ	02731	7-1 15116058-7	• Spacer, Plate	1
19	PAOZZ	96906	MS21042L5	• Nut, Self-Locking, Ex	1
20	PAOZZ	88044	AN960KD516	• Washer, Flat	1
21	PAOZZ	80205	NAS6205-27	• Bolt, Shear	1
22	PAOFF	02731	7-1 15116049-5	• Bracket, Support, Rot	1
23	PAFZZ	02731	HS606S4-1 1	• • Bushing, Sleeve	1
END OF FIGURE					



M09-964B

Figure 613. Group 11 Linkage Installation, Copilot/Gunner to Pilot Control (Collective)
7-31 1516000

(1) ITEM NO.	(2) SMR CODE	(3) CAGE	(4) PART NUMBER	(5) DESCRIPTION AND USABLE ON CODE (UOC)	(6) QTY
				Group 11 Flight Control System Fig. 613 Linkage Installation, Copilot/Gunner to Pilot Control (Collective) 7-31 1516000	
1	PAOZZ	96906	MS24665-153	• Pin, Cotter	3
2	PAOZZ	96906	MS21224-4	• Nut, Self-Locking, As	3
3	PAOZZ	96906	MS27576-4-16	• Bolt, Close Toleranc	2
4	PAOZZ	88044	AN960-416L	• Washer, Flat	V
5	PAOZZ	02731	HS5542-04098	• Bushing, Sleeve	2
6	PAOOO	02731	7-21 1524001-547	• Push-Pull Rod Assy	1
7	PAOZZ	96906	MS21151-8C	• • Bearing, Ball, Rod En	1
8	PAOZZ	80205	NAS509-6	• • Nut, Plain, Hexagon	1
9	PAOZZ	80205	NAS513-6	• • Washer, Key	1
10	PAOOO	02731	7-21 1524001-573	• Push-Pull Rod Assy	1
11	PAOZZ	88044	AN21-14	• • Bolt, Clevis	2
12	PAOZZ	80205	NAS1149DN632K	• • Washer, Flat	2
13	PAOZZ	88044	AN320-1	• • Nut, Plain, Slotted H	2
14	PAOZZ	02731	7-1 15116059-3	• • Bearing, Plain, Rod E	2
15	PAOZZ	80205	NAS513-6	• • Washer, Key	2
16	PAOZZ	80205	NAS509-6	• • Nut, Plain, Hexagon	2
17	PAOZZ	96906	MS27576-4-24	• Bolt, Close Toleranc	1
18	PAOZZ	02731	HS5542-04035	• Bushing, Sleeve	1
19	PAOFF	02731	7-1 15116050-5	• Bell Crank	1
20	PAFZZ	96906	MS27647-4	• • Bearing, Ball, Airfra	1
21	PAOZZ	80205	MS21042L4	• Nut, Self-Locking, Ex	2
22	PAOZZ	88044	AN960KD416L	• Washer, Flat	V
23	PAOZZ	80205	NAS6204-21	• Bolt, Shear	1
24	PAOZZ	96906	MS21042L5	• Nut, Self-Locking, Ex	1
25	PAOZZ	88044	AN960KD516	• Washer, Flat	1
26	PAOZZ	80205	NAS6205-25	• Bolt, Shear	1
27	PAOZZ	02731	7-1 15116058-5	• Spacer, Plate	1
28	PAOFF	02731	7-1 15116051-5	• Bracket, Support, Rot	1
29	PAFZZ	02731	HS606S4-11	• • Bushing, Sleeve	1
END OF FIGURE					



M09-965D

Figure 614. Group 11 Linkage Installation, Copilot/Gunner to Pilot Control (Longitudinal) (Part 1) 7-311516000

(1) ITEM NO.	(2) SMR CODE	(3) CAGE	(4) PART NUMBER	(5) DESCRIPTION AND USABLE ON CODE (UOC)	(6) QTY
				Group 11 Flight Control System Fig. 614 Linkage Installation, Copilot/Gunner to Pilot Control (Longitudinal) (Part 1) 7-31 1516000	
1	PAOZZ	96906	MS24665-153	• Pin, Cotter	5
2	PAOZZ	96906	MS21224-4	• Nut, Self-Locking, As	5
3	PAOZZ	96906	MS27576-4-16	• Bolt, Close Toleranc	4
4	PAOZZ	88044	AN960-416L	• Washer, Flat	V
5	PAOZZ	02731	HS5542-04098	• Bushing, Sleeve	4
6	PAOOO	02731	7-21 1524001-533	• Push-Pull Rod Assy	1
7	PAOZZ	96906	MS21151-8	• • Bearing, Ball, Rod En	2
8	PAOZZ	96906	MS27576-4-24	• Bolt, Close Toleranc	1
9	PAOZZ	02731	HS5542-04036	• Bushing, Sleeve	1
10	PAOFF	02731	7-1 15116040-15	• Bell Crank	1
11	PAFZZ	96906	MS27647-4	• • Bearing, Ball, Airfra	1
12	PAOZZ	80205	NAS6204-7H	• Bolt, Shear	4
13	PAOZZ	88044	AN960KD416	• Washer, Flat	V
14	PAOFF	02731	7-31 1516041	• Bracket, Mounting	1
15	XDFZZ	02731	HS606S4-12	• • Bushing, Sleeve	1
16	PAOOO	02731	7-21 1524001-535	• Push-Pull Rod Assy	1
17	PAOZZ	96906	MS21151-8C	• • Bearing, Ball, Rod En	1
18	PAOZZ	80205	NAS509-6	• • Nut, Plain, Hexagon	1
19	PAOZZ	80205	NAS513-6	• • Washer, Key	1
END OF FIGURE					

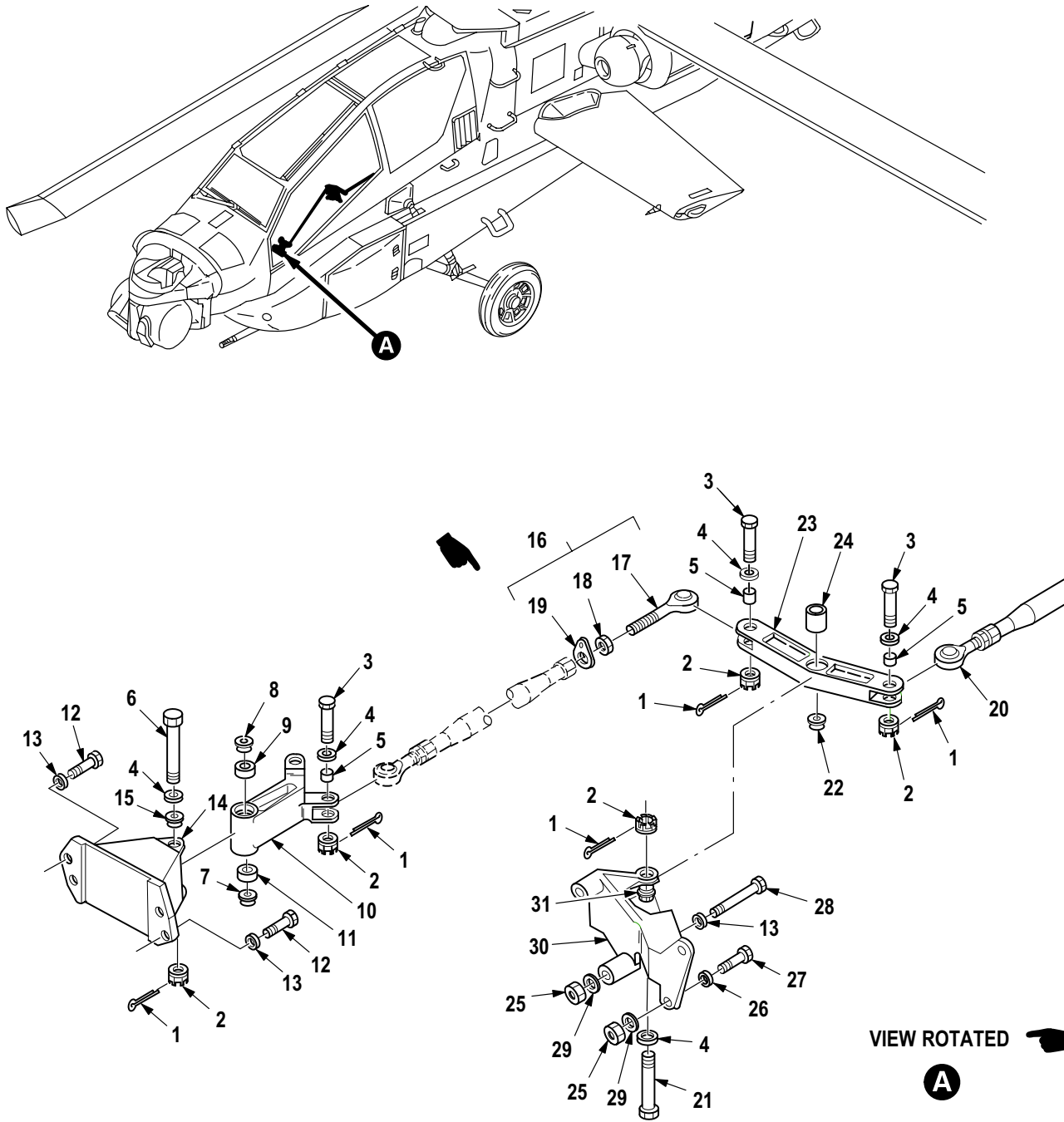
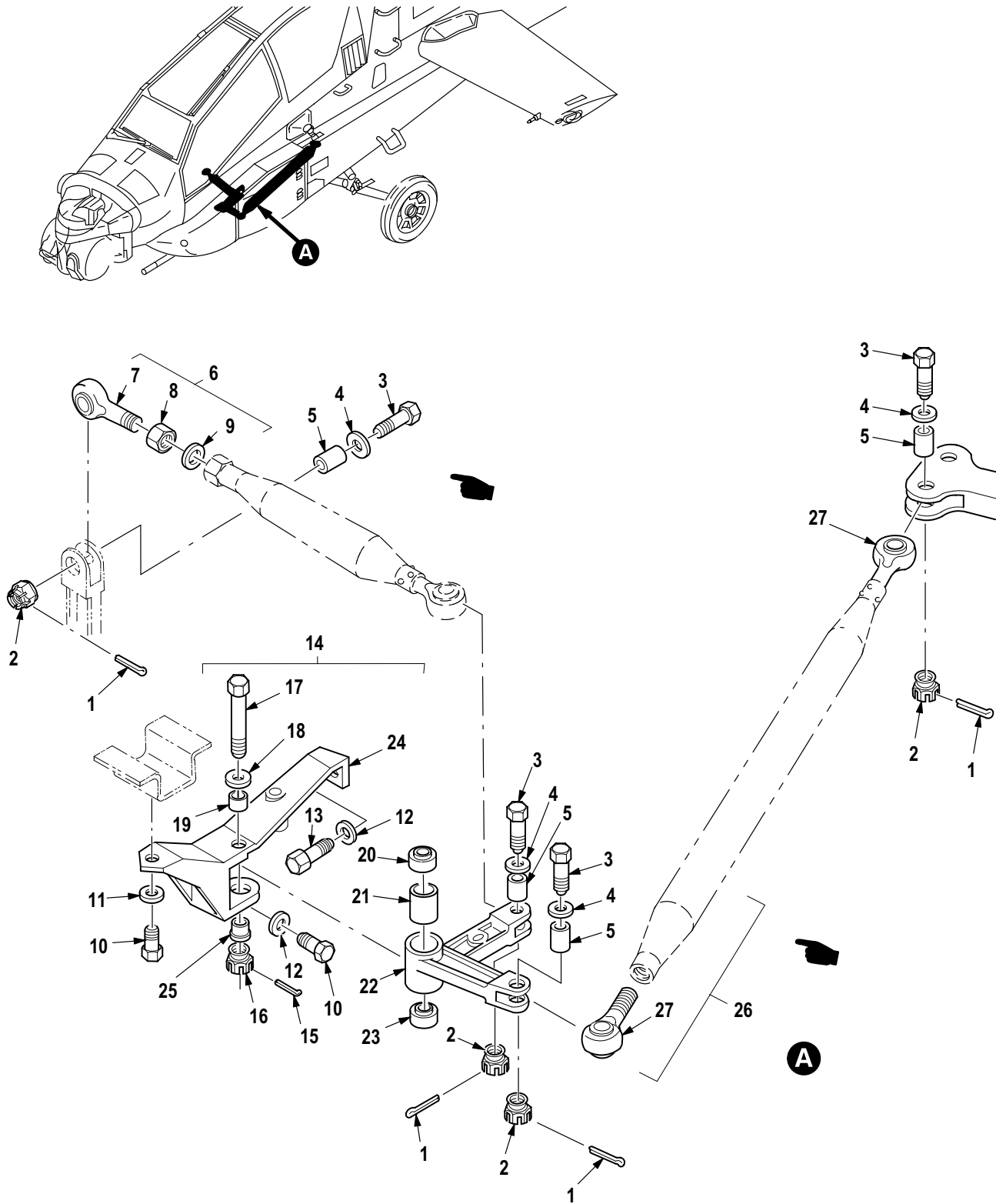


Figure 615. Group 11 Linkage Installation, Copilot/Gunner to Pilot Control (Longitudinal)
(Part 2) 7-311516000

(1) ITEM NO.	(2) SMR CODE	(3) CAGE	(4) PART NUMBER	(5) DESCRIPTION AND USABLE ON CODE (UOC)	(6) QTY
				Group 11 Flight Control System Fig. 615 Linkage Installation, Copilot/Gunner to Pilot Control (Longitudinal) (Part 2) 7-31 1516000	
1	PAOZZ	96906	MS24665-153	• Pin, Cotter	5
2	PAOZZ	96906	MS21224-4	• Nut, Self-Locking, As	5
3	PAOZZ	96906	MS27576-4-16	• Bolt, Close Toleranc	3
4	PAOZZ	88044	AN960-416L	• Washer, Flat	V
5	PAOZZ	02731	HS5542-04098	• Bushing, Sleeve	3
6	PAOZZ	96906	MS27576-4-34	• Bolt, Close Toleranc	1
7	PAOZZ	02731	HS5542-04102	• Bushing, Sleeve	1
8	PAOZZ	02731	HS5542-04110	• Bushing, Sleeve	1
9	PAOZZ	96906	MS27641-4	• Bearing, Ball, Airfra	1
10	PAOFF	02731	7-21 1516063-5	• Bell Crank	1
11	PAFZZ	96906	MS27641-4	• • Bearing, Ball, Airfra	1
12	PAOZZ	80205	NAS6604-8	• Bolt, Shear	4
13	PAOZZ	88044	AN960KD416L	• Washer, Flat	V
14	PAOFF	02731	7-31 1516062	• Bracket Assembly	1
15	PAFZZ	02731	HS606S4-9	• • Bushing, Sleeve	1
16	PAOOO	02731	7-21 1524001-537	• Push-Pull Rod Assy	1
17	PAOZZ	96906	MS21151-8C	• • Bearing, Ball, Rod En	1
18	PAOZZ	80205	NAS509-6	• • Nut, Plain, Hexagon	1
19	PAOZZ	80205	NAS513-6	• • Washer, Key	1
20	PAOOO	02731	7-21 1524001-539	• Push-Pull Rod Assy	1
21	PAOZZ	96906	MS27576-4-24	• Bolt, Close Toleranc	1
22	PAOZZ	02731	HS5542-04035	• Bushing, Sleeve	1
23	PAOFF	02731	7-1 15116042-5	• Bell Crank	1
24	PAFZZ	96906	MS27647-4	• • Bearing, Ball, Airfra	1
25	PAOZZ	80205	MS21042L4	• Nut, Self-Locking, Ex	4
26	PAOZZ	88044	AN960KD416	• Washer, Flat	V
27	PAOZZ	80205	NAS6204-12H	• Bolt, Shear	2
28	PAOZZ	80205	NAS6204-22	• Bolt, Shear	1
29	PAOZZ	02731	7-1 15116058-1 1	• Spacer, Plate	V
30	PAOFF	02731	7-31 1516064	• Bracket Assy, Flight	1
31	PAFZZ	02731	HS606S4-10	• • Bushing, Sleeve	1
END OF FIGURE					

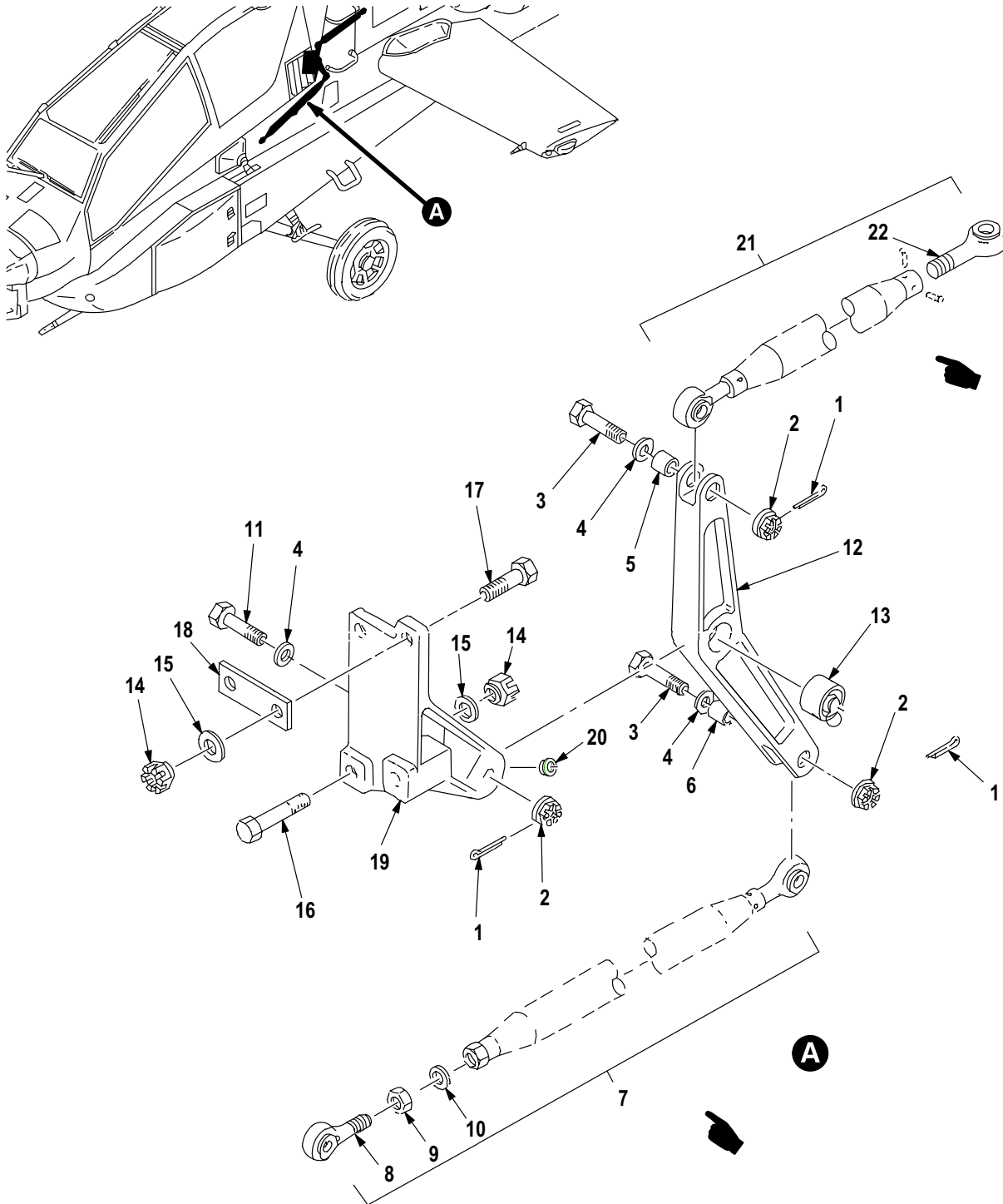


M09-967D

Figure 616. Group 11 Linkage Installation, Copilot/Gunner to Pilot Control (Lateral) (Part 1)
7-31 1516000

(1) ITEM NO.	(2) SMR CODE	(3) CAGE	(4) PART NUMBER	(5) DESCRIPTION AND USABLE ON CODE (UOC)	(6) QTY
				Group 11 Flight Control System Fig. 616 Linkage Installation, Copilot/Gunner to Pilot Control (Lateral) (Part 1) 7-31 1516000	
1	PAOZZ	96906	MS24665-153	• Pin, Cotter	4
2	PAOZZ	96906	MS21224-4	• Nut, Self-Locking, As	4
3	PAOZZ	96906	MS27576-4-16	• Bolt, Close Toleranc	4
4	PAOZZ	88044	AN960-416L	• Washer, Flat	V
5	PAOZZ	02731	HS5542-04098	• Bushing, Sleeve	4
6	PAOOO	02731	7-21 1524001-523	• Push-Pull Rod Assy	1
7	PAOZZ	96906	MS21151-8C	• • Bearing, Ball, Rod En	1
8	PAOZZ	80205	NAS509-6	• • Nut, Plain, Hexagon	1
9	PAOZZ	80205	NAS513-6	• • Washer, Key	1
10	PAOZZ	80205	NAS6604H4	• Bolt, Shear	2
11	PAOZZ	88044	AN960KD416	• Washer, Flat	V
12	PAOZZ	88044	AN960KD416L	• Washer, Flat	V
13	PAOZZ	80205	NAS6604-7	• Bolt, Shear	2
14	PAOFF	02731	7-31 1516080	• Bracket Assembly, Co	1
15	PAOZZ	96906	MS24665-153	• • Pin, Cotter	1
16	PAOZZ	96906	MS21224-4	• • Nut, Self-Locking, As	1
17	PAOZZ	96906	MS27576-4-31	• • Bolt, Close Toleranc	1
18	PAOZZ	88044	AN960-416L	• • Washer, Flat	1
19	PAOZZ	02731	HS5542-04059	• • Bushing, Sleeve	1
20	PAOZZ	96906	MS27641-4	• • Bearing, Ball, Airfra	1
21	PAOZZ	80205	NAS43DD4-48	• • Spacer, Sleeve	1
22	PAOFF	02731	7-31 1516061	• • Bell Crank	1
23	PAFZZ	96906	MS27641-4	• • • Bearing, Ball, Airfra	1
24	PAOFF	02731	7-31 1516060	• • Bracket Assembly, Be	1
25	PAFZZ	02731	HS606S4-13	• • • Bushing, Sleeve	1
26	PAOOO	02731	7-21 1524001-525	• Push-Pull Rod Assy	1
27	PAOZZ	96906	MS21151-8	• • Bearing, Ball, Rod En	2
END OF FIGURE					

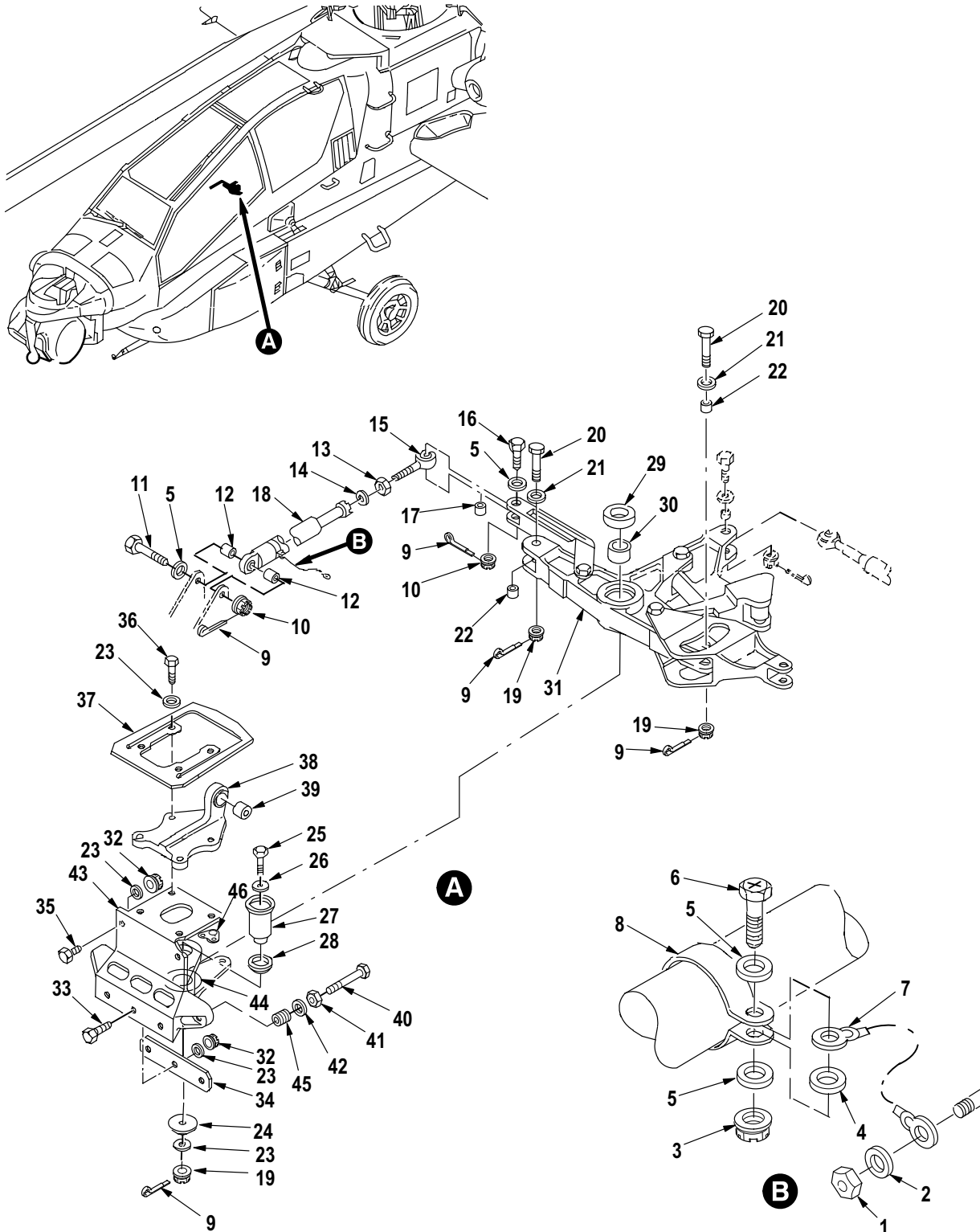
(1) ITEM NO.	(2) SMR CODE	(3) CAGE	(4) PART NUMBER	(5) DESCRIPTION AND USABLE ON CODE (UOC)	(6) QTY
				Group 11 Flight Control System Fig. 617 Linkage Installation, Copilot/Gunner to Pilot Control (Lateral) (Part 2) 7-31 1516000	
1	PAOZZ	96906	MS24665-153	• Pin, Cotter	9
2	PAOZZ	96906	MS21224-4	• Nut, Self-Locking, As	6
3	PAOZZ	96906	MS27576-4-16	• Bolt, Close Toleranc	5
4	PAOZZ	88044	AN960-416L	• Washer, Flat	V
5	PAOZZ	02731	HS5542-04098	• Bushing, Sleeve	2
6	PAOZZ	02731	HS5542-04033	• Bushing, Sleeve	1
7	PAOZZ	96906	MS27576-4-18	• Bolt, Close Toleranc	1
8	PAOZZ	02731	HS5542-04035	• Bushing, Sleeve	1
9	PAOFF	02731	7-1 15116034-5	• Bell Crank	1
10	PAFZZ	96906	MS27647-4A	• • Bearing, Ball, Airfra	1
11	PAOZZ	80205	NAS6604H3	• Bolt, Shear	3
12	PAOZZ	88044	AN960KD416L	• Washer, Flat	V
13	PAOFF	02731	7-1 15116035	• Bracket, Support Rot	1
14	PAFZZ	02731	HS606S4-8	• • Bushing, Sleeve	1
15	PAOOO	02731	7-21 1524001-527	• Push-Pull Rod Assy	1
16	PAOZZ	96906	MS21151-8C	• • Bearing, Ball, Rod En	1
17	PAOZZ	80205	NAS509-6	• • Nut, Plain, Hexagon	1
18	PAOZZ	80205	NAS513-6	• • Washer, Key	1
19	PAOFF	02731	7-1 15116036-5	• Bell Crank	1
20	PAFZZ	96906	MS27647-4A	• • Bearing, Ball, Airfra	1
21	PAOZZ	80205	MS21042L4	• Nut, Self-Locking, Ex	3
22	PAOZZ	88044	AN960KD416	• Washer, Flat	V
23	PAOZZ	80205	NAS6204-6H	• Bolt, Shear	3
24	PAOFF	02731	7-31 1516037	• Bracket Assembly, La	1
25	PAFZZ	02731	HS606S4-6	• • Bushing, Sleeve	1
END OF FIGURE					



MM09-969E

Figure 618. Group 11 Linkage Installation, Copilot/Gunner to Pilot Control (Lateral) (Part 3)
7-31 1516000

(1) ITEM NO.	(2) SMR CODE	(3) CAGE	(4) PART NUMBER	(5) DESCRIPTION AND USABLE ON CODE (UOC)	(6) QTY
				Group 11 Flight Control System Fig. 618 Linkage Installation, Copilot/Gunner to Pilot Control (Lateral) (Part 3) 7-31 1516000	
1	PAOZZ	96906	MS24665-153	• Pin, Cotter	3
2	PAOZZ	96906	MS21224-4	• Nut, Self-Locking, As	3
3	PAOZZ	96906	MS27576-4-16	• Bolt, Close Toleranc	2
4	PAOZZ	88044	AN960-416L	• Washer, Flat	V
5	PAOZZ	02731	HS5542-04098	• Bushing, Sleeve	1
6	PAOZZ	02731	HS5542-04033	• Bushing, Sleeve	1
7	PAOOO	02731	7-21 1524001-529	• Push-Pull Rod Assy	1
8	PAOZZ	96906	MS21151-8C	• • Bearing, Ball, Rod En	1
9	PAOZZ	80205	NAS509-6	• • Nut, Plain, Hexagon	1
10	PAOZZ	80205	NAS513-6	• • Washer, Key	1
11	PAOZZ	96906	MS27576-4-21	• Bolt, Close Toleranc	1
12	PAOFF	02731	7-21 1516038-5	• Bell Crank	1
13	PAFZZ	96906	MS27647-4	• • Bearing, Ball, Airfra	1
14	PAOZZ	80205	MS21042L4	• Nut, Self-Locking, Ex	3
15	PAOZZ	88044	AN960KD416	• Washer, Flat	V
16	PAOZZ	80205	NAS6204-24	• Bolt, Shear	2
17	PAOZZ	80205	NAS6204-14	• Bolt, Shear	4
18	PAOZZ	02731	7-1 15116058-3	• Spacer, Plate	1
19	PAOFZ	02731	7-21 1516039	• Bracket Assy, Latera	1
20	PAFZZ	02731	HS606S4-6	• • Bushing, Sleeve	1
21	PAOOO	02731	7-21 1524001-531	• Push-Pull Rod Assy	1
22	PAOZZ	96906	MS21151-8	• • Bearing, Ball, Rod En	2
END OF FIGURE					

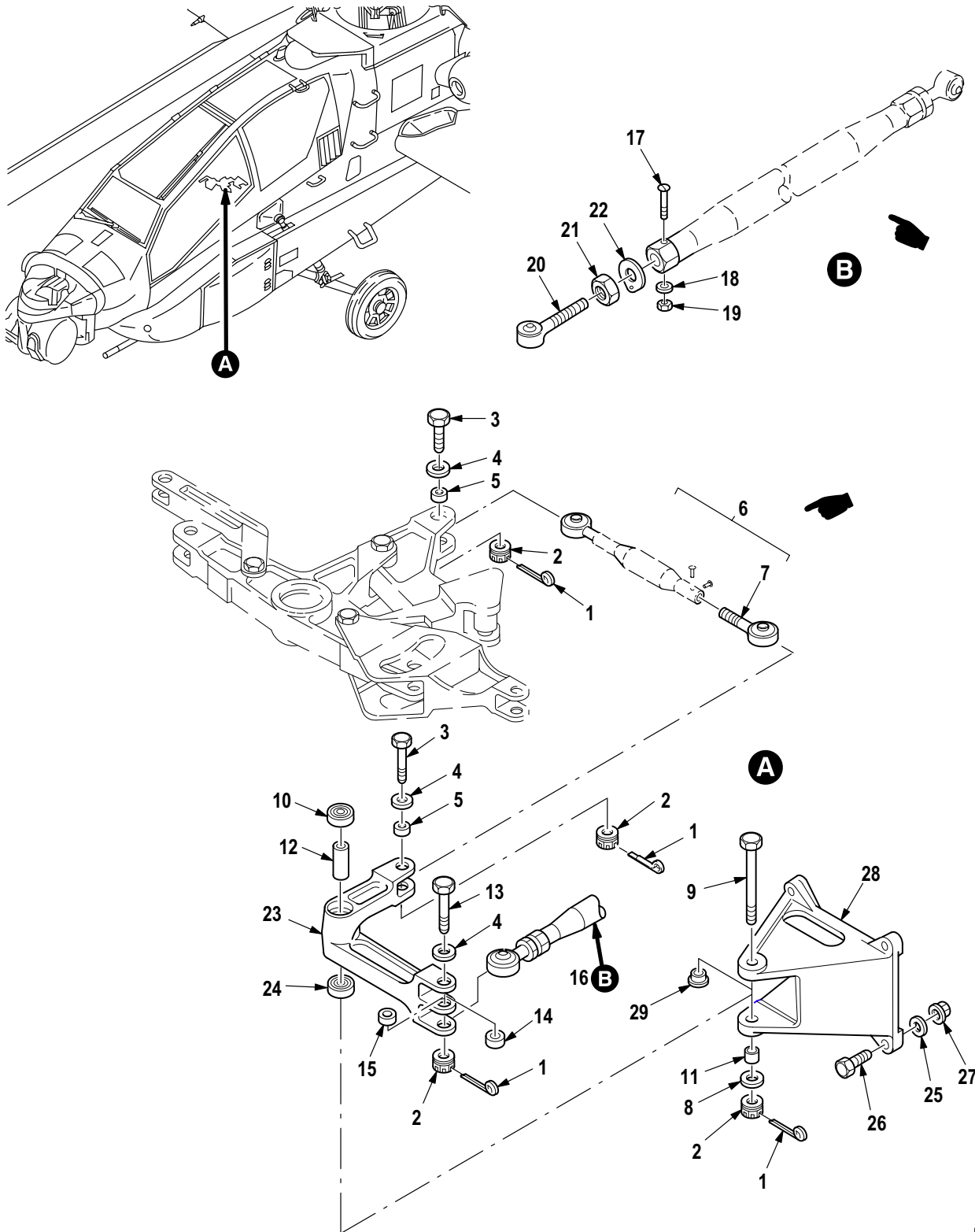


M09-726D

Figure 619. Group 11 Linkage Installation, Control (FS 115 to FS 176) (Directional) (Part 1)
7-31 1517000

(1) ITEM NO.	(2) SMR CODE	(3) CAGE	(4) PART NUMBER	(5) DESCRIPTION AND USABLE ON CODE (UOC)	(6) QTY
				Group 11 Flight Control System Fig. 619 Linkage Installation, Control (FS 115 to FS 176) (Directional) (Part 1) 7-31 1517000	
1	PAOZZ	80205	MS21042-06	• Nut, Self-Locking, Ex (Usbl Eff 88-0200 and Subs)	1
2	PAOZZ	88044	AN960JD6L	• Washer, Flat (Usbl Eff 88-0200 and Subs)	1
3	PAOZZ	80205	MS21042-3	• Nut, Self-Locking, Ex (Usbl Eff 88-0200 and Subs)	1
4	PAOZZ	88044	AN960JD10	• Washer, Flat (Usbl Eff 88-0200 and Subs)	1
5	PAOZZ	88044	AN960JD10L	• Washer, Flat	3
6	PAOZZ	80205	NAS1096-3-7	• Screw, Machine (Usbl Eff 88-0200 and Subs)	1
7	PAOZZ	81349	M83413/8-A05AB	• Lead, Electrical (Usbl Eff 88-0200 and Subs)	1
8	PAOZZ	88044	AN735-12	• Clamp, Loop (Usbl Eff 88-0200 and Subs)	1
9	PAOZZ	96906	MS24665-153	• Pin, Cotter	5
10	PAOZZ	96906	MS21224-3	• Nut, Self-Locking, As	2
11	PAOZZ	96906	MS27576-3-22	• Bolt, Close Toleranc	1
12	PAOZZ	80205	NAS43DD3-32N	• Spacer, Sleeve	2
13	XDOZZ	80205	NAS509-4	• Nut, Plain, Hexagon	1
14	PAOZZ	80205	NAS513-4	• Washer, Key	1
15	PAOZZ	96906	MS21151-7C	• Bearing, Ball, Rod En	1
16	PAOZZ	96906	MS27576-3-13	• Bolt, Close Toleranc	1
17	PAOZZ	02731	HS5542-03025	• Bushing, Sleeve	1
18	PAOZZ	02731	7-1 15200106-3	• Transducer, Position (Usbl Eff 82-23355 thru 88-0199)	1
18	PAOZZ	02731	7-315200106	• Transducer, Motional (Usbl Eff 88-0200 and Subs)	1
19	PAOZZ	96906	MS21224-4	• Nut, Self-Locking, As	3
20	PAOZZ	96906	MS27576-4-19	• Bolt, Close Toleranc	2
21	PAOZZ	88044	AN960KD416	• Washer, Flat	2
22	PAOZZ	02731	HS5542-04059	• Bushing, Sleeve	2
23	PAOZZ	88044	AN960KD416L	• Washer, Flat	8
24	PAOZZ	02731	7-31 1512109	• Retainer, Flight Con	1
25	PAOZZ	96906	MS27576-4-13	• Bolt, Close Toleranc	1
26	PAOZZ	88044	AN960-416L	• Washer, Flat	4
27	PAOZZ	02731	7-21 1516069	• Shaft, Input Arm, Rot	1
28	PAOZZ	02731	HS5542-14003	• Bushing, Sleeve	1
29	PAOZZ	81343	MS27646-40	• Bearing, Ball, Airfra	1
30	PAOZZ	02731	HS5542-04098	• Bushing, Sleeve	1
31	PAOFF	02731	7-31 1517067-7	• SPAD Assembly (See Fig. 622 for Breakdown) (Usbl Eff 82-23355 thru 88-0199)	1
31	PAOFF	02731	7-31 1517067-9	• SPAD Assembly (See Fig. 622 for Breakdown) (Usbl Eff 88-0200 and Subs)	1
32	PAOZZ	80205	MS21042L4	• Nut, Self-Locking, Ex	4
33	PAOZZ	80205	NAS6604H10	• Bolt, Shear	3
34	PAOZZ	02731	7-1 15116058-15	• Spacer, Tail Rotor	1
35	PAOZZ	80205	NAS1304-5	• Bolt, Machine	2
36	PAOZZ	80205	NAS6604-12	• Bolt, Shear	4
37	PAOZZ	02731	7-21 1521049-3	• Sring, Pedal Engagem	1
38	PAOFF	02731	7-31 1521007	• Support Assy, Pedal	1
39	PAFZZ	02731	HS4608-4	• • Bearing, Plain, Self-	1
40	PAOZZ	80205	NAS428H5-10	• Bolt, Machine	2
41	PAOZZ	80205	NAS509-5	• Nut, Plain, Hexagon	1
42	PAOZZ	88044	AN960KD516L	• Washer, Flat	2
43	PAOOO	02731	7-31 1517057	• Bracket Assy, Bellcr	1
44	PAOZZ	02731	HS606S10-12	• • Bushing, Sleeve	1

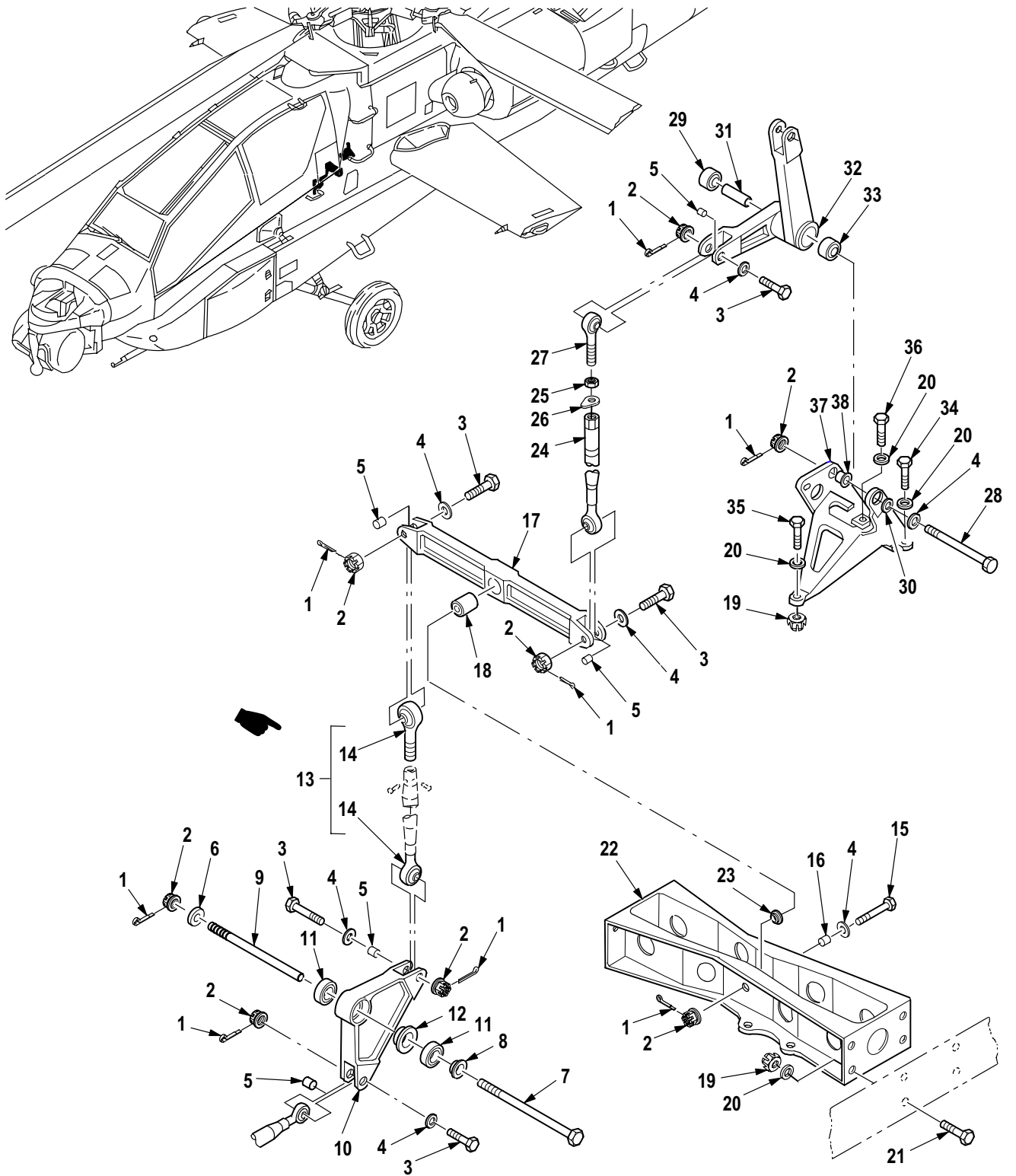
(1) ITEM NO.	(2) SMR CODE	(3) CAGE	(4) PART NUMBER	(5) DESCRIPTION AND USABLE ON CODE (UOC)	(6) QTY
45	PAOZZ	96906	MS51830A203L	•• Insert, Screw Thread	2
46	PAOZZ	02731	HS4153-048	•• Nut, Self-Locking, PI	4
END OF FIGURE					



M09-1219E

Figure 620. Group 11 Linkage Installation, Control (FS 115 to FS 176) (Directional) (Part 2)
7-31 1517000

(1) ITEM NO.	(2) SMR CODE	(3) CAGE	(4) PART NUMBER	(5) DESCRIPTION AND USABLE ON CODE (UOC)	(6) QTY
				Group 11 Flight Control System Fig. 620 Linkage Installation, Control (FS 115 to FS 176) (Directional) (Part 2) 7-31 1517000	
1	PAOZZ	96906	MS24665-153	• Pin, Cotter	4
2	PAOZZ	96906	MS21224-4	• Nut, Self-Locking, As	4
3	PAOZZ	96906	MS27576-4-16	• Bolt, Close Toleranc	2
4	PAOZZ	88044	AN960KD416L	• Washer, Flat	3
5	PAOZZ	02731	HS5542-04098	• Bushing, Sleeve	2
6	PAOOO	02731	7-21 1524001-557	• Push-Pull Rod Assy	1
7	XAOZZ	96906	MS21151-8	•• Bearing, Ball, Rod En	2
8	PAOZZ	88044	AN960KD416	• Washer, Flat	1
9	PAOZZ	96906	MS27576-4-39	• Bolt, Close Toleranc	1
10	PAOZZ	96906	MS27641-4	• Bearing, Ball, Airfra	1
11	PAOZZ	02731	HS5542-04066	• Bushing, Sleeve	1
12	PAOZZ	02731	HS5542-04074	• Bushing, Sleeve	1
13	PAOZZ	96906	MS27576-4-28	• Bolt, Close Toleranc	1
14	PAOZZ	02731	HS5542-04096	• Bushing, Sleeve	1
15	PAOZZ	02731	HS5542-04093	• Bushing, Sleeve	1
16	PAOOO	02731	7-21 1524001-545	• Push-Pull Rod Assy	1
17	PAOZZ	88044	AN21-14	•• Bolt, Clevis	2
18	PAOZZ	80205	NAS1149DN632K	•• Washer, Flat	2
19	PAOZZ	88044	AN320-1	•• Nut, Plain, Slotted H	2
20	PAOZZ	02731	7-1 15116059-3	•• Bearing, Plain, Rod E	2
21	PAOZZ	80205	NAS509-6	•• Nut, Plain, Hexagon	2
22	PAOZZ	80205	NAS513-6	•• Washer, Key	2
23	PAOFF	02731	7-31 1517061	• Bell Crank	1
24	PAFZZ	96906	MS27641-4	•• Bearing, Ball, Airfra	1
25	PAOZZ	02731	HS306-326H	• Washer, Flat	4
26	PAOZZ	80205	NAS6604-6	• Bolt, Shear	4
27	PAOZZ	80205	MS21042L4	• Nut, Self-Locking, Ex	4
28	PAOFF	02731	7-31 1517060	• Bracket Assy, Bellcr	1
29	PAFZZ	02731	HS606S4-18	•• Bushing, Sleeve	1
END OF FIGURE					



M09-722K

Figure 621. Group 11 Linkage Installation, Control (FS 115 to FS 176) (Directional) (Part 3)
7-31 1517000

(1) ITEM NO.	(2) SMR CODE	(3) CAGE	(4) PART NUMBER	(5) DESCRIPTION AND USABLE ON CODE (UOC)	(6) QTY
				Group 11 Flight Control System Fig. 621 Linkage Installation, Control (FS 115 to FS 176) (Directional) (Part 3) 7-31 1517000	
1	PAOZZ	96906	MS24665-153	• Pin, Cotter	8
2	PAOZZ	96906	MS21224-4	• Nut, Self-Locking, As	8
3	PAOZZ	96906	MS27576-4-16	• Bolt, Close Toleranc	5
4	PAOZZ	88044	AN960KD416L	• Washer, Flat	6
5	PAOZZ	02731	HS5542-04098	• Bushing, Sleeve	5
6	PAOZZ	02731	HS306-327H	• Washer, Flat	1
7	PAOZZ	96906	MS27576-4-85	• Bolt, Close Toleranc	1
8	PAOZZ	02731	7-31 1517072	• Bushing, Sleeve	1
9	PAOZZ	02731	7-31 1517071	• Pivot, Rotor Control	1
10	PAOFF	02731	7-31 1517012	• Bell Crank	1
11	PAFZZ	81343	MS27646-38	• • Bearing, Ball, Airfra	2
12	PAFZZ	80205	NAS43DD10-14	• • Spacer, Sleeve	1
13	PAOOO	02731	7-21 1524001-569	• Push-Pull Rod Assy	1
14	PAOZZ	96906	MS21151-8	• • Bearing, Ball, Rod En	2
15	PAOZZ	96906	MS27576-4-24	• Bolt, Close Toleranc	1
16	PAOZZ	02731	HS5542-04060	• Bushing, Sleeve	1
17	PAOFF	02731	7-1 15116040-17	• Bell Crank	1
18	PAFZZ	96906	MS27647-4	• • Bearing, Ball, Airfra	1
19	PAOZZ	80205	MS21042L4	• Nut, Self-Locking, Ex	7
20	PAOZZ	88044	AN960KD416	• Washer, Flat	8
21	PAOZZ	80205	NAS6604H3	• Bolt, Shear	7
22	PAOFF	02731	7-1 15117047-5	• Bracket, Directional	1
23	XDFZZ	02731	HS606S4-12	• • Bushing, Sleeve	1
24	PAOOO	02731	7-21 1524001-583	• Push-Pull Rod Assy	1
25	PAOZZ	80205	NAS509-6	• • Nut, Plain, Hexagon	1
26	PAOZZ	80205	NAS513-6	• • Washer, Key	1
27	PAOZZ	96906	MS21151-8C	• • Bearing, Ball, Rod En	1
28	XDOZZ	96906	MS27576-4-47	• Bolt, Close Toleranc	1
29	PAOZZ	96906	MS27640-4	• Bearing, Ball, Airfra	1
30	PAOZZ	02731	HS5542-04062	• Bushing, Sleeve	1
31	PAOZZ	02731	HS5542-04077	• Bushing, Sleeve	1
32	PAOFF	02731	7-31 1517052	• Bell Crank	1
33	PAFZZ	96906	MS27640-4	• • Bearing, Ball, Airfra	1
34	PAOZZ	80205	NAS6604-7	• Bolt, Shear	1
35	PAOZZ	80205	NAS6604H9	• Bolt, Shear	1
36	PAOZZ	80205	NAS6604H4	• Bolt, Shear	2
37	PAOFF	02731	7-31 1517020	• Bracket Assy, Flight	1
38	PAFZZ	02731	HS606S4-15	• • Bushing, Sleeve	1
END OF FIGURE					

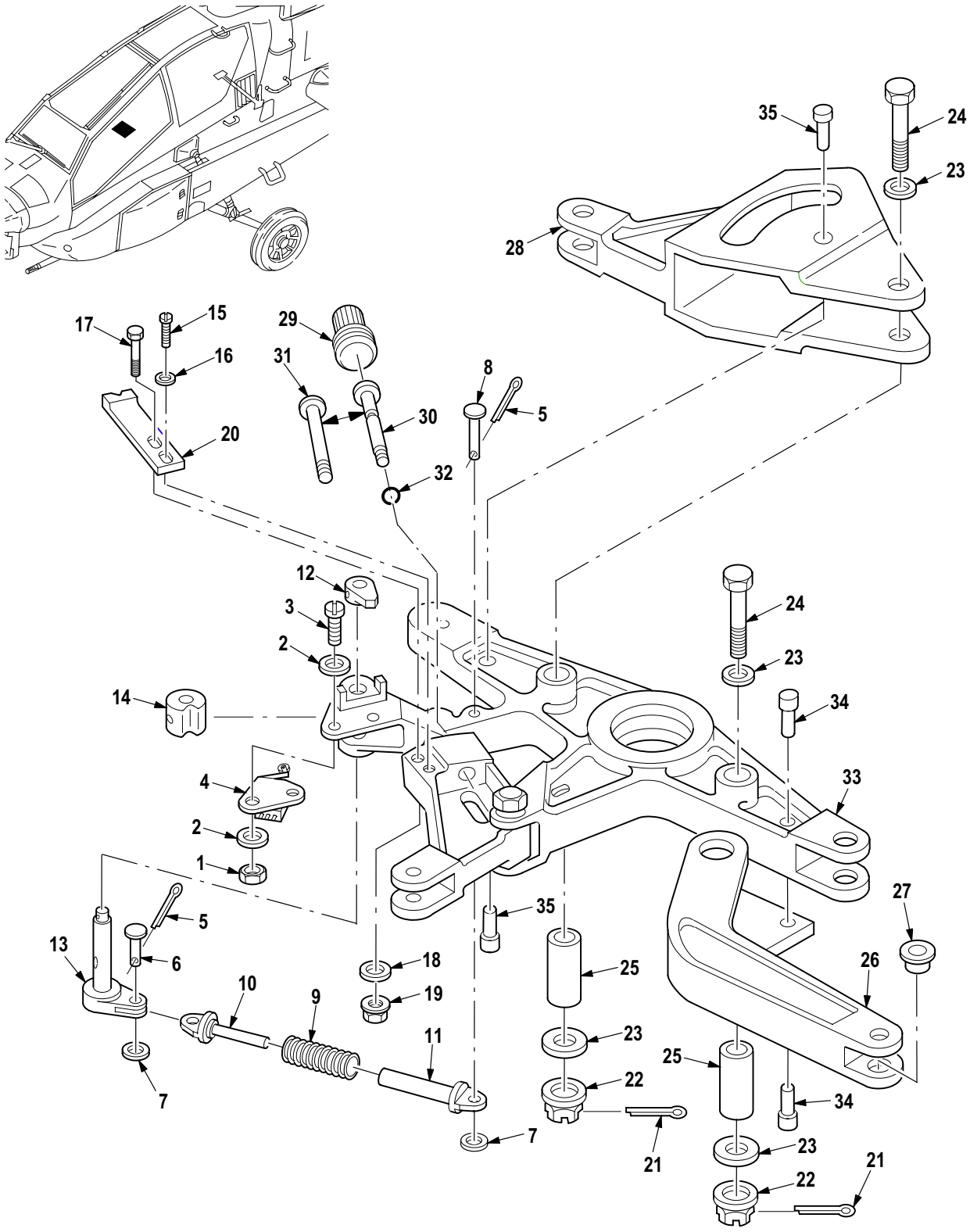
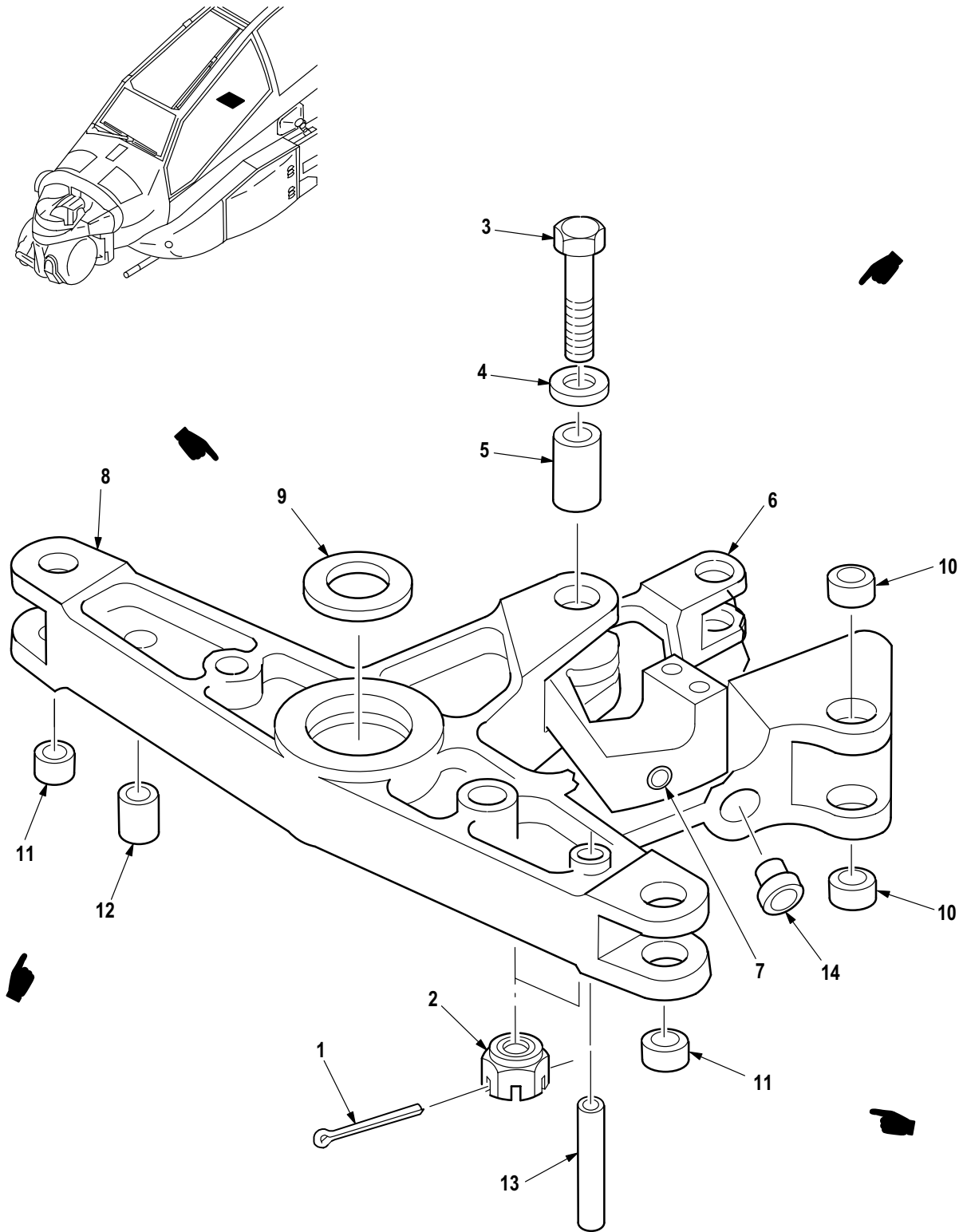


Figure 622. Group 11 SPAD Assembly, Control, Pilot (Directional)
7-31 1517067-7 (Usbl Eff 82-23355 thru 88-0199)
7-31 1517067-9 (Usbl Eff 88-0200 and Subs)

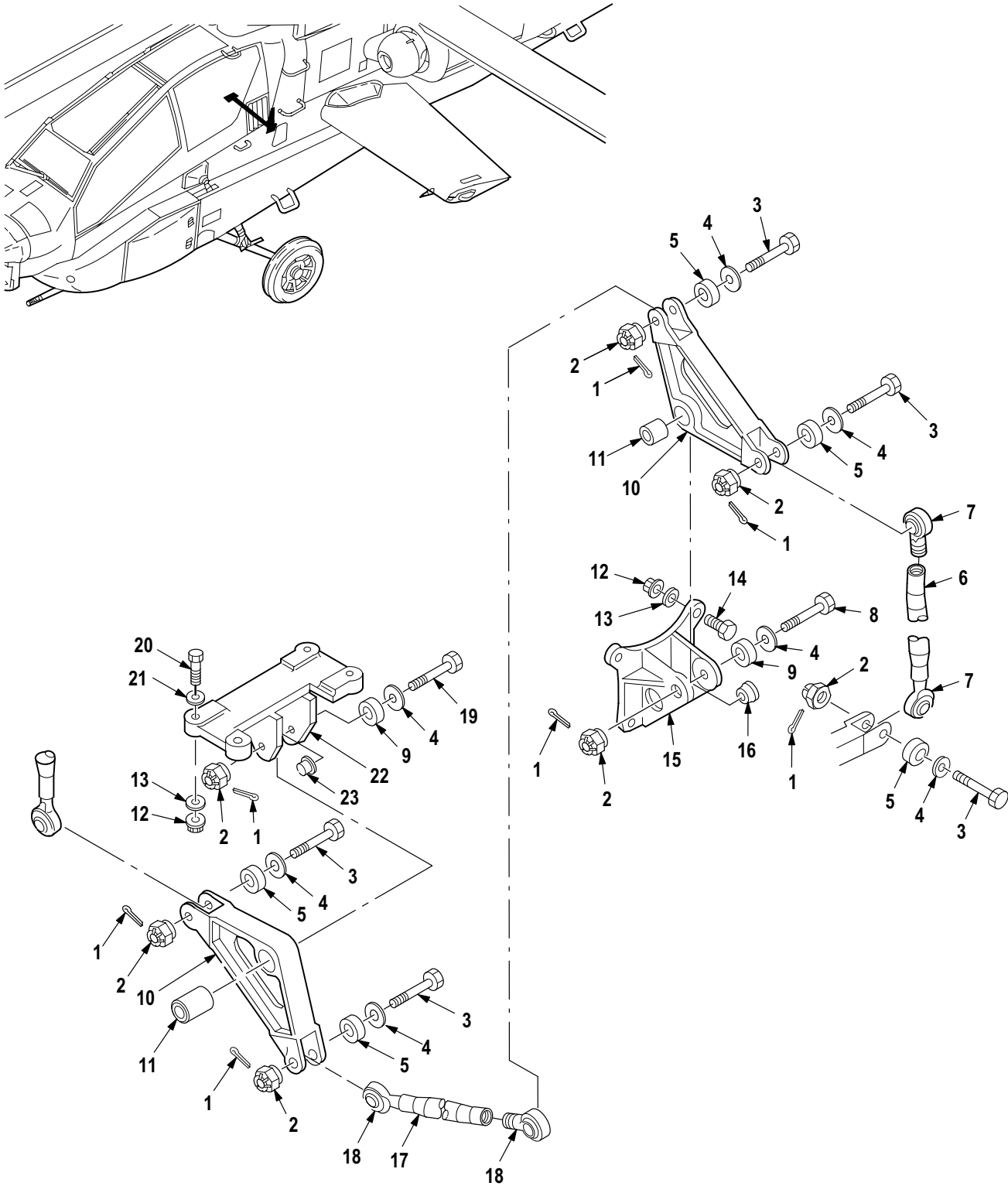
(1) ITEM NO.	(2) SMR CODE	(3) CAGE	(4) PART NUMBER	(5) DESCRIPTION AND USABLE ON CODE (UOC)	(6) QTY
				Group 11 Flight Control System Fig. 622 SPAD Assembly, Control, Pilot (Directional) 7-31 1517067-7 (Usbl Eff 82-23355 thru 88-0199) 7-31 1517067-9 (Usbl Eff 88-0200 and Subs) See Fig. 619 for NHA	
1	PAFZZ	96906	MS35649-264	• Nut, Plain, Hexagon	2
2	PAFZZ	80205	NAS1149DN632K	• Washer, Flat	4
3	PAFZZ	96906	MS35275-228	• Screw, Machine	2
4	PAFZZ	02731	7-31 1514104-11	• Switch Sub Assembly (Usbl Eff 82-23355 thru 88-0199)	1
4	PAFZZ	02731	7-31 1514104-15	• Switch Sub Assembly (Usbl Eff 88-0200 and Subs)	1
5	PAFZZ	96906	MS24665-1010	• Pin, Cotter	2
6	PAFZZ	96906	MS9462-06	• Pin, Straight, Headed	1
7	PAFZZ	88044	AN960C4	• Washer, Flat	2
8	PAFZZ	96906	MS9462-21	• Pin, Straight, Headed	1
9	PAFZZ	96906	MS24585C211	• Spring, Helical, Comp	1
10	PAFZZ	02731	7-31 1514087	• Guide, Spring, Intern	1
11	XDFZZ	02731	7-31 1514086	• Guide, Spring, Extern	1
12	PAFZZ	02731	7-31 1514085	• Shaft, Straight	1
13	PAFZZ	02731	7-31 1514084-11	• Shaft, Actuator, Swit	1
14	PAFZZ	02731	7-31 1514102	• Cam, Control	1
15	PAFZZ	96906	MS35275-244	• Screw, Machine	2
16	PAFZZ	88044	AN960KD8	• Washer, Flat	2
17	PAFZZ	80205	NAS6603H26	• Bolt, Shear (Usbl Eff 88-0200 and Subs)	1
18	PAFZZ	88044	AN960JD10L	• Washer, Flat (Usbl Eff 88-0200 and Subs)	1
19	PAFZA	96906	MS21043-3	• Nut, Self-Locking, Ex (Usbl Eff 88-0200 and Subs)	1
20	XDFZZ	02731	7-31 1517073	• Detent (Usbl Eff 82-23355 thru 88-0199)	1
20	XDFZZ	02731	7-31 1517073-3	• Detent (Usbl Eff 88-0200 and Subs)	1
21	PAFZZ	96906	MS24665-153	• Pin, Cotter	2
22	PAFZZ	96906	MS21224-4	• Nut, Self-Locking, As	2
23	PAFZZ	88044	AN960-416L	• Washer, Flat	4
24	PAFZZ	96906	MS27576-4-22	• Bolt, Close Toleranc	2
25	PAFZZ	02731	HS5542-04076	• Bushing, Sleeve	2
26	PAFFF	02731	7-31 1516076	• Arm Assembly, Direct	1
27	PAFZZ	02731	HS606S3-4	• Bushing, Sleeve	1
28	PAOZZ	02731	7-31 1516068	• Lever, Remote Contro	1
29	PAOZZ	02731	7-21 1514083	• Retainer, Shear Pin	1
30	PAFZZ	02731	7-232310078-3	• Pin, Grooved, Headed (Usbl Eff 82-23355 thru 88-0199)	1
31	PAOZZ	02731	7-21 1514082	• Pin, Grooved, Headed (Usbl Eff 88-0200 and Subs)	1
32	PAOZZ	96906	MS28775-009	• O-Ring	1
33	PAOFF	02731	7-31 1517070-13	• Bell Crank (See Fig. 623 for Breakdown) (Usbl Eff 82-23355 thru 88-0199)	1
33	PAOFF	02731	7-31 1517070-17	• Bell Crank (See Fig. 623 for Breakdown) (Usbl Eff 88-0200 and Subs)	1
34	PAFZZ	96906	MS20470AD4-12	• Rivet, Solid	1
35	PAFZZ	96906	MS20470AD3-27	• Rivet, Solid	3
END OF FIGURE					



M09-1169A

Figure 623. Group 11 Bellcrank Assembly
7-31 1517070-13 (Usbl Eff 82-23355 thru 88-0199)
7-31 1517070-17 (Usbl Eff 88-0200 and Subs)

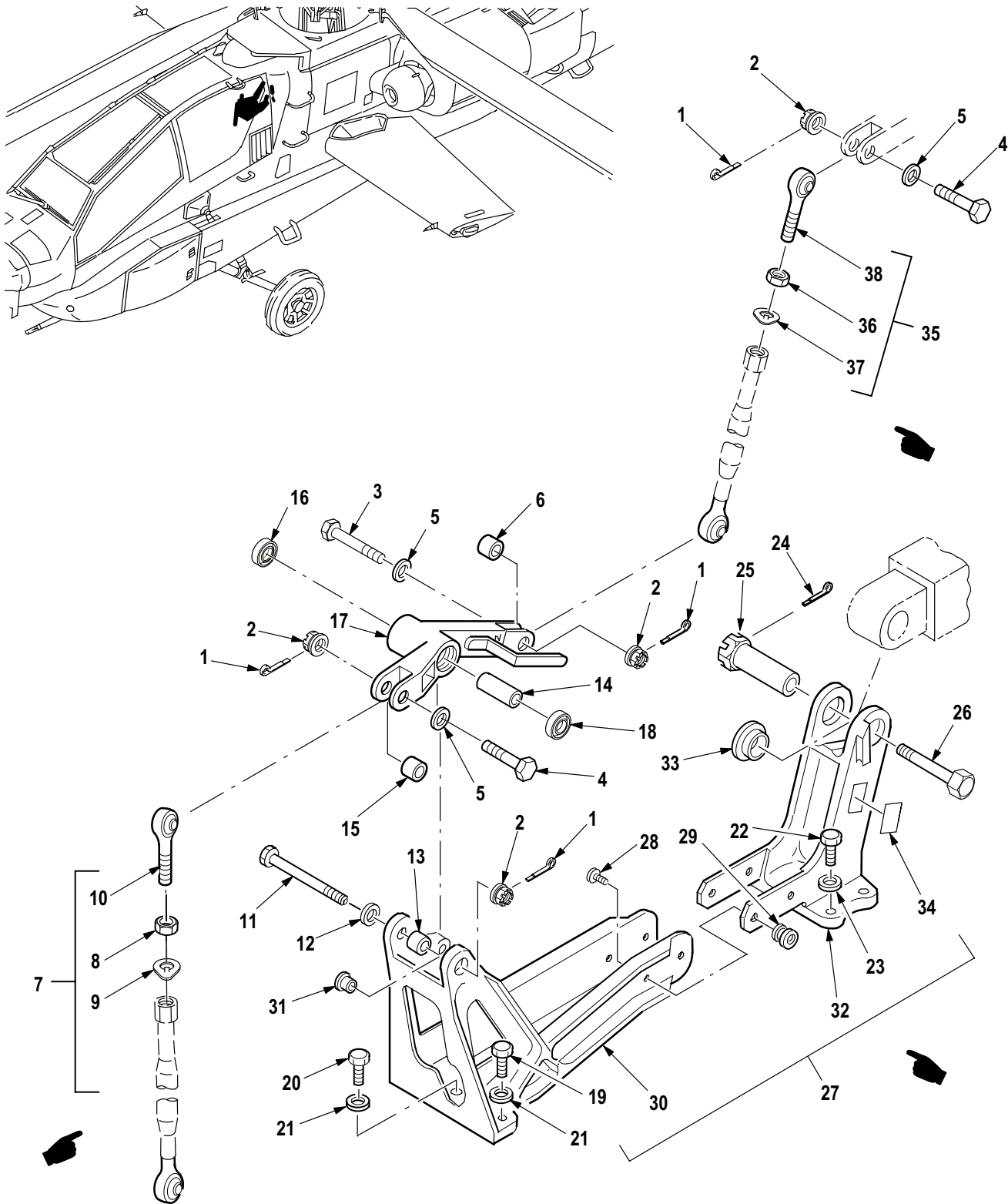
(1) ITEM NO.	(2) SMR CODE	(3) CAGE	(4) PART NUMBER	(5) DESCRIPTION AND USABLE ON CODE (UOC)	(6) QTY
				Group 11 Flight Control System Fig. 623 Bellcrank Assembly 7-31 1517070-13 (Usbl Eff 82-23355 thru 88-0199) 7-31 1517070-17 (Usbl Eff 88-0200 and Subs) See Fig. 622 for NHA	
1	PAFZZ	96906	MS24665-153	• Pin, Cotter	1
2	PAFZZ	96906	MS21224-4	• Nut, Self-Locking, As	1
3	PAFZZ	96906	MS27576-4-21	• Bolt, Close Toleranc	1
4	PAFZZ	88044	AN960-416L	• Washer, Flat	1
5	PAFZZ	02731	HS5542-041 16	• Bushing, Sleeve	1
6	XAFFF	02731	7-31 1517059-9	• Bellcrank Assy (Usbl Eff 82-23355 thru 88-0199)	1
6	XAFFF	02731	7-31 1517059-13	• Bellcrank Assy (Usbl Eff 88-0200 and Subs)	1
7	XAFZZ	02731	7-31 1514096	•• Bushing, Sleeve	1
8	XAFFF	02731	7-31 1517058-17	• Bellcrank Assy	1
9	PAFZZ	81343	MS27646-40	•• Bearing, Ball, Airfra	1
10	PAFZZ	02731	7-31 1514101	•• Bearing, Sleeve	2
11	XDFZZ	02731	HS606S4-12	•• Bushing, Sleeve	2
12	PAFZZ	02731	HS5542-02004	•• Bushing, Sleeve	1
13	PAFZZ	02731	HS5542-02003	•• Bushing, Sleeve	1
14	PAFZZ	02731	7-21 1514095-3	•• Bearing, Sleeve	1
END OF FIGURE					



M09-720D

Figure 624. Group 11 Linkage Installation, Control (FS 115 to FS 176) (Collective) (Part 1)
7-31 1517000

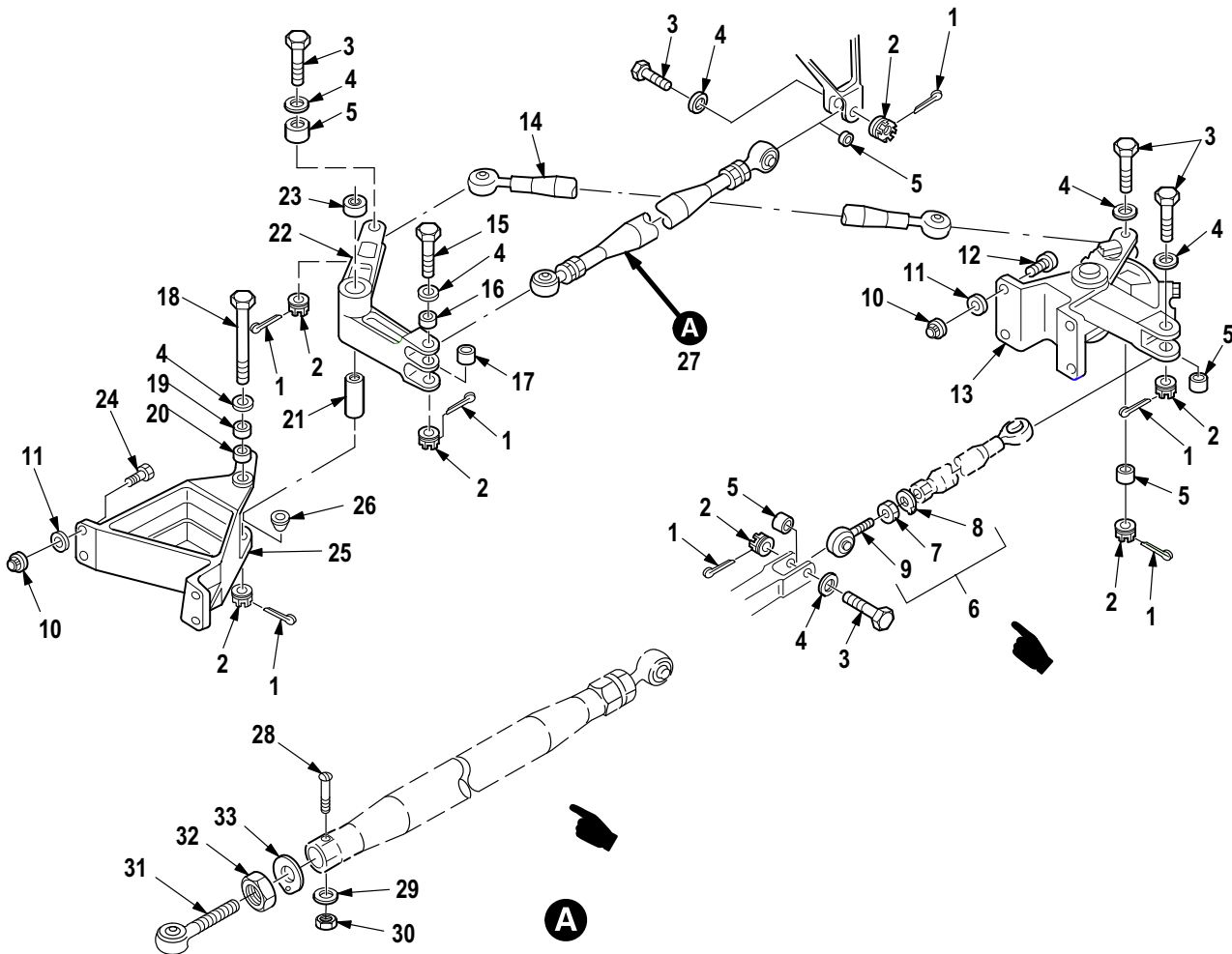
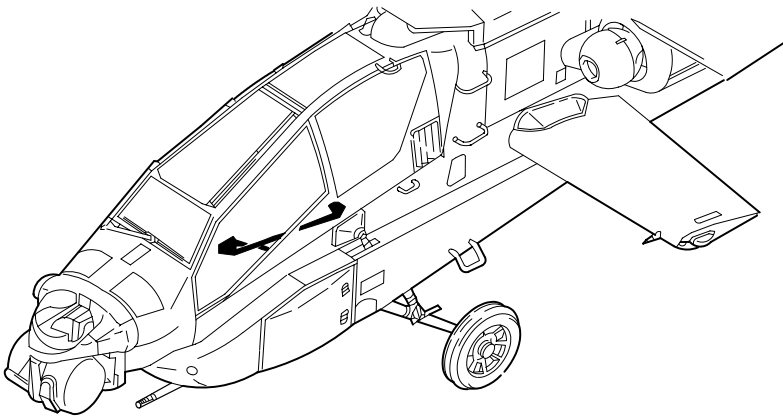
(1) ITEM NO.	(2) SMR CODE	(3) CAGE	(4) PART NUMBER	(5) DESCRIPTION AND USABLE ON CODE (UOC)	(6) QTY
				Group 11 Flight Control System Fig. 624 Linkage Installation, Control (FS 115 to FS 176) (Collective) (Part 1) 7-31 1517000	
1	PAOZZ	96906	MS24665-153	• Pin, Cotter	7
2	PAOZZ	96906	MS21224-4	• Nut, Self-Locking, As	7
3	PAOZZ	96906	MS27576-4-16	• Bolt, Close Toleranc	5
4	PAOZZ	88044	AN960KD416L	• Washer, Flat	7
5	PAOZZ	02731	HS5542-04098	• Bushing, Sleeve	5
6	PAOOO	02731	7-21 1524001-575	• Push-Pull Rod Assy	1
7	PAOZZ	96906	MS21151-8	• • Bearing, Ball, Rod En	2
8	PAOZZ	96906	MS27576-4-24	• Bolt, Close Toleranc	1
9	PAOZZ	02731	HS5542-04059	• Bushing, Sleeve	2
10	PAOFF	02731	7-1 15117041-5	• Bell Crank	2
11	PAFZZ	96906	MS27647-4	• • Bearing, Ball, Airfra	1
12	PAOZZ	80205	MS21042L4	• Nut, Self-Locking, Ex	8
13	PAOZZ	88044	AN960KD416	• Washer, Flat	8
14	PAOZZ	80205	NAS1304-5	• Bolt, Machine	4
15	PAOFF	02731	7-1 15117042-5	• Bracket Assy, Bellcr	1
16	XDFZZ	02731	HS606S4-12	• • Bushing, Sleeve	1
17	PAOOO	02731	7-21 1524001-577	• Push-Pull Rod Assy	1
18	PAOZZ	96906	MS21151-8	• • Bearing, Ball, Rod En	2
19	PAOZZ	96906	MS27576-4-25	• Bolt, Close Toleranc	1
20	PAOZZ	80205	NAS6604H9	• Bolt, Shear	4
21	PAOZZ	76301	7M128-015-4E	• Packing With Retain	4
22	PAOFF	02731	7-31 1517043	• Bracket Assy, Bellcr	1
23	PAFZZ	02731	HS606S4-18	• • Bushing, Sleeve	1
END OF FIGURE					



M09-970H

Figure 625. Group 11 Linkage Installation, Control (FS 115 to FS 176) (Collective) (Part 2)
7-31 1517000

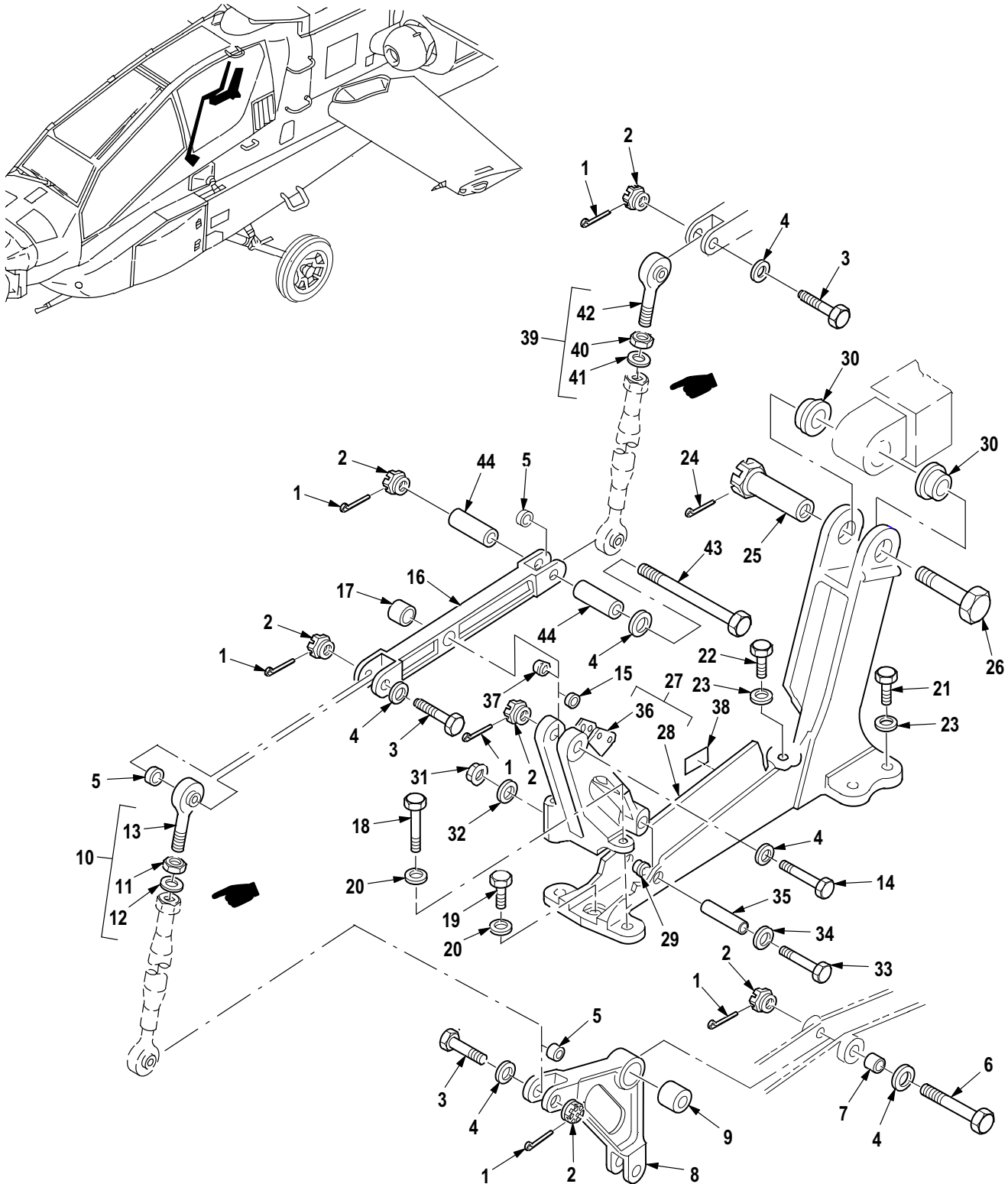
(1) ITEM NO.	(2) SMR CODE	(3) CAGE	(4) PART NUMBER	(5) DESCRIPTION AND USABLE ON CODE (UOC)	(6) QTY
				Group 11 Flight Control System Fig. 625 Linkage Installation, Control (FS 115 to FS 176) (Collective) (Part 2) 7-31 1517000	
1	PAOZZ	96906	MS24665-153	• Pin, Cotter	4
2	PAOZZ	96906	MS21224-4	• Nut, Self-Locking, As	4
3	PAOZZ	96906	MS27576-4-15	• Bolt, Close Toleranc	3
4	PAOZZ	96906	MS27576-4-16	• Bolt, Close Toleranc	2
5	PAOZZ	88044	AN960KD416L	• Washer, Flat	3
6	PAOZZ	02731	HS5542-04094	• Bushing, Sleeve	1
7	PAOOO	02731	7-21 1524001-579	• Push-Pull Rod Assy	1
8	PAOZZ	80205	NAS509-6	•• Nut, Plain, Hexagon	1
9	PAOZZ	80205	NAS513-6	•• Washer, Key	1
10	PAOZZ	96906	MS21151-8C	•• Bearing, Ball, Rod En	1
11	PAOZZ	96906	MS27576-4-42	• Bolt, Close Toleranc	1
12	PAOZZ	88044	AN960KD416	• Washer, Flat	1
13	PAOZZ	02731	HS5542-04059	• Bushing, Sleeve	1
14	PAOZZ	02731	HS5542-04122	• Bushing, Sleeve	1
15	PAOZZ	02731	HS5542-04098	• Bushing, Sleeve	1
16	PAOZZ	96906	MS27641-4	• Bearing, Ball, Airfra	1
17	PAOFF	02731	7-1 15117044-9	• Bell Crank	1
18	PAFZZ	96906	MS27641-4	•• Bearing, Ball, Airfra	1
19	PAOZZ	96906	MS21250H04008	• Bolt, Shear	2
20	PAOZZ	96906	MS21250-04010	• Bolt, Shear	1
21	PAOZZ	96906	MS21206C4	• Washer, Recessed	3
22	PAOZZ	80205	NAS626H15	• Bolt, Shear	4
23	PAOZZ	96906	MS21206C6	• Washer, Recessed	4
24	PAOZZ	96906	MS24665-306	• Pin, Cotter	1
25	PAOZZ	02731	7-21 1511215	• Pin, Grooved, Headed	1
26	PAOZZ	02731	7-21 1511213	• Bolt, Shear	1
27	PAOFF	02731	7-31 1511176-7	• Control Assembly, Qu	1
28	PAFZZ	02731	HS5602-8-5	•• Pin-Rivet, Threaded	4
29	PAFZZ	02731	HS5582-8	•• Collar, Pin-Rivet, Th	4
30	XDFFF	02731	7-31 1511187	•• Bracket, Crank Colle	1
31	PAFZZ	02731	HS5515-1	••• Bushing, Sleeve (Oversize Bushing for P/N HS606S4-11)	1
31	XDFZZ	02731	HS606S4-11	••• Bushing, Sleeve	1
32	XDFFF	02731	7-31 1511186-19	•• Bracket, Mounting	1
33	PAFZZ	02731	HS5442-0001	••• Bearing, Sleeve (Oversize Bearing for P/N 7-211511198-7)	2
33	PAFZZ	02731	7-21 1511198-7	••• Bushing, Sleeve	2
34	XDFZZ	02731	HS4951-1	••• Plate, Identificatio	1
35	PAOOO	02731	7-21 1524001-519	• Push-Pull Rod Assy	1
36	PAOZZ	80205	NAS509-6	•• Nut, Plain, Hexagon	1
37	PAOZZ	80205	NAS513-6	•• Washer, Key	1
38	PAOZZ	96906	MS21151-8C	•• Bearing, Ball, Rod En	1
				END OF FIGURE	



M09-724D

Figure 626. Group 11 Linkage Installation, Control (FS 115 to FS 176) (Longitudinal) (Part 1) 7-311517000

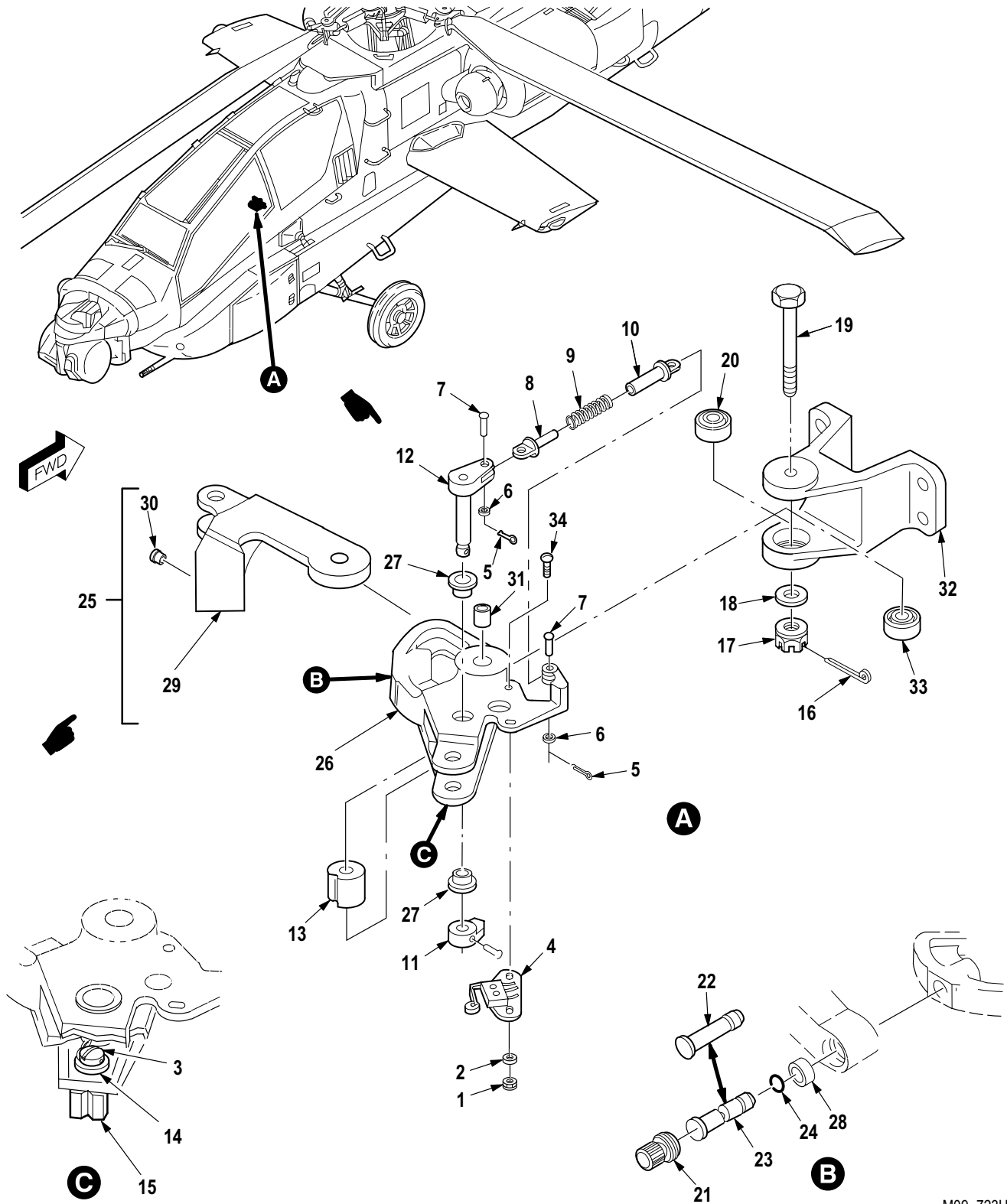
(1) ITEM NO.	(2) SMR CODE	(3) CAGE	(4) PART NUMBER	(5) DESCRIPTION AND USABLE ON CODE (UOC)	(6) QTY
				Group 11 Flight Control System Fig. 626 Linkage Installation, Control (FS 115 to FS 176) (Longitudinal) (Part 1) 7-31 1517000	
1	PAOZZ	96906	MS24665-153	• Pin, Cotter	7
2	PAOZZ	96906	MS21224-4	• Nut, Self-Locking, As	7
3	PAOZZ	96906	MS27576-4-16	• Bolt, Close Toleranc	5
4	PAOZZ	88044	AN960KD416L	• Washer, Flat	6
5	PAOZZ	02731	HS5542-04098	• Bushing, Sleeve	5
6	PAOOO	02731	7-21 1524001-559	• Push-Pull Rod Assy	1
7	PAOZZ	80205	NAS509-6	•• Nut, Plain, Hexagon	1
8	PAOZZ	80205	NAS513-6	•• Washer, Key	1
9	PAOZZ	96906	MS21151-8C	•• Bearing, Ball, Rod En	1
10	PAOZZ	80205	MS21042L4	• Nut, Self-Locking, Ex	6
11	PAOZZ	88044	AN960KD416	• Washer, Flat	6
12	PAOZZ	80205	NAS6604-8	• Bolt, Shear	5
13	PAOFF	02731	7-31 1517069-5	• SPAD Assembly, Contr (See Fig. 628 for Breakdown) (Usbl Eff 82-23355 thru 88-0199)	1
13	PAOFF	02731	7-31 1517069-7	• SPAD Assembly, Contr (See Fig. 628 for Breakdown) (Usbl Eff 88-0200 and Subs)	1
14	PAOZZ	02731	7-21 1524001-561	• Push-Pull Rod Assy	1
15	PAOZZ	96906	MS27576-4-28	• Bolt, Close Toleranc	1
16	PAOZZ	02731	HS5542-04096	• Bushing, Sleeve	1
17	PAOZZ	02731	HS5542-04093	• Bushing, Sleeve	1
18	PAOZZ	96906	MS27576-4-41	• Bolt, Close Toleranc	1
19	PAOZZ	02731	HS5542-04062	• Bushing, Sleeve	1
20	PAOZZ	96906	MS27641-4	• Bearing, Ball, Airfra	1
21	PAOZZ	02731	HS5542-04078	• Bushing, Sleeve	1
22	PAOFF	02731	7-21 1517056-5	• Bell Crank	1
23	PAFZZ	96906	MS27641-4	•• Bearing, Ball, Airfra	1
24	PAOZZ	80205	NAS6604-6	• Bolt, Shear	4
25	PAOFF	02731	7-31 1517055	• Bracket Assy, Bellcr	1
26	PAFZZ	02731	HS606S4-1 1	•• Bushing, Sleeve	1
27	PAOOO	02731	7-21 1524001-563	• Push-Pull Rod Assy	1
28	PAOZZ	88044	AN21-14	•• Bolt, Clevis	2
29	PAOZZ	80205	NAS1149DN632K	•• Washer, Flat	2
30	PAOZZ	88044	AN320-1	•• Nut, Plain, Slotted H	2
31	PAOZZ	02731	7-1 15116059-3	•• Bearing, Plain, Rod E	2
32	PAOZZ	80205	NAS509-6	•• Nut, Plain, Hexagon	2
33	PAOZZ	80205	NAS513-6	•• Washer, Key	2
END OF FIGURE					



M09-971G

Figure 627. Group 11 Linkage Installation, Control (FS 115 to FS 176) (Longitudinal) (Part 2)
7-311517000

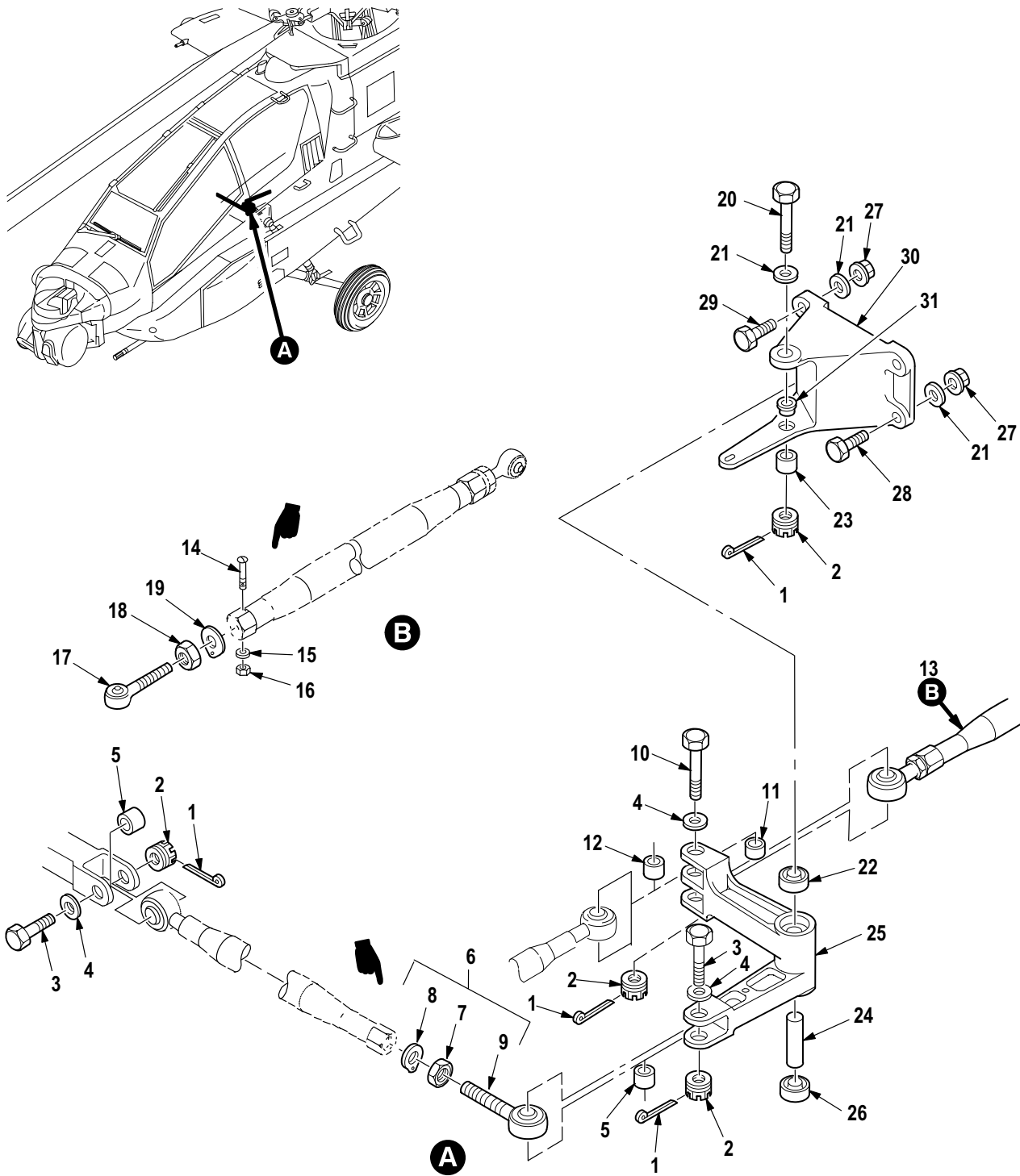
(1) ITEM NO.	(2) SMR CODE	(3) CAGE	(4) PART NUMBER	(5) DESCRIPTION AND USABLE ON CODE (UOC)	(6) QTY
				Group 11 Flight Control System Fig. 627 Linkage Installation, Control (FS 115 to FS 176) (Longitudinal) (Part 2) 7-31 1517000	
1	PAOZZ	96906	MS24665-153	• Pin, Cotter	6
2	PAOZZ	96906	MS21224-4	• Nut, Self-Locking, As	6
3	PAOZZ	96906	MS27576-4-16	• Bolt, Close Toleranc	3
4	PAOZZ	88044	AN960KD416L	• Washer, Flat	6
5	PAOZZ	02731	HS5542-04098	• Bushing, Sleeve	3
6	PAOZZ	96906	MS27576-4-29	• Bolt, Close Toleranc	1
7	PAOZZ	02731	HS5542-04072	• Bushing, Sleeve	1
8	PAOFF	02731	7-1 15117005-5	• Bell Crank	1
9	PAFZZ	96906	MS27647-4	• • Bearing, Ball, Airfra	1
10	PAOOO	02731	7-21 1524001-565	• Push-Pull Rod Assy	1
11	PAOZZ	80205	NAS509-6	• • Nut, Plain, Hexagon	1
12	PAOZZ	80205	NAS513-6	• • Washer, Key	1
13	PAOZZ	96906	MS21151-8C	• • Bearing, Ball, Rod En	1
14	PAOZZ	96906	MS27576-4-26	• Bolt, Close Toleranc	1
15	PAOZZ	02731	HS5542-04073	• Bushing, Sleeve	1
16	PAOFF	02731	7-1 15117030-5	• Bell Crank	1
17	PAFZZ	96906	MS27647-4A	• • Bearing, Ball, Airfra	1
18	PAOZZ	96906	MS21250-04024	• Bolt, Shear	2
19	PAOZZ	96906	MS21250H04008	• Bolt, Shear	3
20	PAOZZ	96906	MS21206C4	• Washer, Recessed	6
21	PAOZZ	80205	NAS626H15	• Bolt, Shear	6
22	PAOZZ	80205	NAS626H14	• Bolt, Shear	6
23	PAOZZ	96906	MS21206C6	• Washer, Recessed	12
24	PAOZZ	96906	MS24665-306	• Pin, Cotter	3
25	PAOZZ	02731	7-21 1511215	• Pin, Grooved, Headed	3
26	PAOZZ	02731	7-21 1511213	• Bolt, Shear	3
27	PAOFF	02731	7-31 1511175-17	• Bracket Assy, Actuat	1
28	XAFFF	02731	7-31 1511175-19	• • Bracket, Structural	1
29	PAFZZ	02731	HS5517-1	• • • Bushing, Sleeve (Oversize Bushing for P/N 7-311517075)	1
29	PAFZZ	02731	7-31 1517075	• • • Bushing, Sleeve	1
30	PAFZZ	02731	7-21 1511198-7	• • • Bushing, Sleeve	2
31	PAFZZ	80205	MS21042-4	• • Nut, Self-Locking, Ex	1
32	PAFZZ	02731	HS306-225H	• • Washer, Flat	1
33	PAFZZ	80205	NAS1304-27	• • Bolt, Shear	1
34	PAFZZ	80205	NAS1587-4C	• • Washer, Recessed	1
35	PAFZZ	02731	HS5542-04032	• • Bushing, Sleeve	1
36	XAFFF	02731	7-31 1517074	• • Bracket Assy	1
37	PAFZZ	02731	HS606S4-18	• • • Bushing, Sleeve	1
38	XDOZZ	02731	HS4726-2	• • Plate, Ident	1
39	PAOOO	02731	7-21 1524001-521	• Push-Pull Rod Assy	1
40	PAOZZ	80205	NAS509-6	• • Nut, Plain, Hexagon	1
41	PAOZZ	80205	NAS513-6	• • Washer, Key	1
42	PAOZZ	96906	MS21151-8C	• • Bearing, Ball, Rod En	1
43	PAOZZ	96906	MS27576-4-64	• Bolt, Close Toleranc	1
44	PAOZZ	02731	7-31 1517076	• Weight, Balance	2
END OF FIGURE					



M09-723H

Figure 628. Group 11 SPAD Assembly, Control, Pilot (Longitudinal)
 7-31 1517069-5 (Usbl Eff 82-23355 thru 88-0199)
 7-31 1517069-7 (Usbl Eff 88-0200 and Subs)

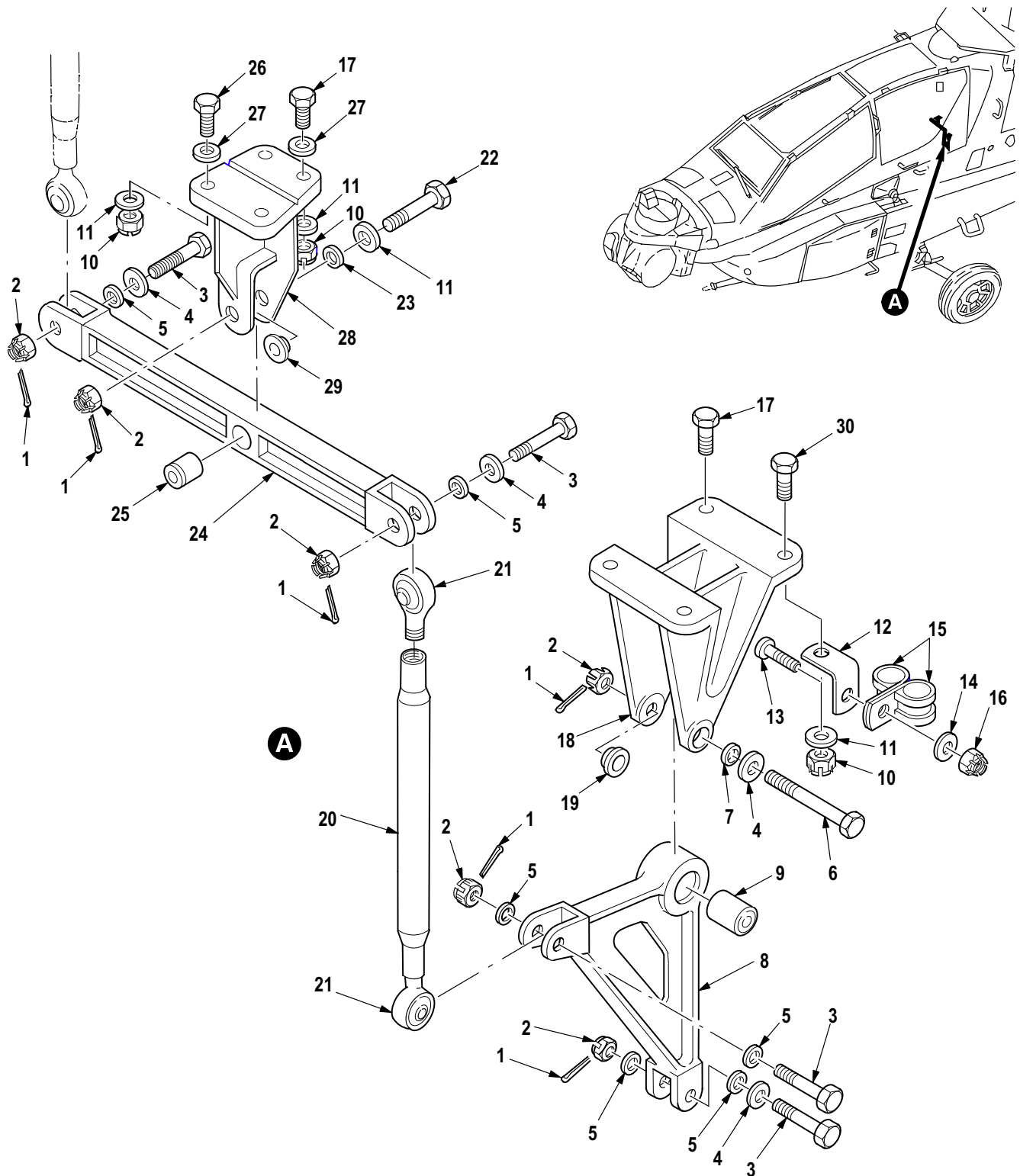
(1) ITEM NO.	(2) SMR CODE	(3) CAGE	(4) PART NUMBER	(5) DESCRIPTION AND USABLE ON CODE (UOC)	(6) QTY
				Group 11 Flight Control System Fig. 628 SPAD Assembly, Control, Pilot (Longitudinal) 7-31 1517069-5 (Usbl Eff 82-23355 thru 88-0199) 7-31 1517069-7 (Usbl Eff 88-0200 and Subs) See Fig. 626 for NHA	
1	PAFZZ	80205	MS21042-06	• Nut, Self-Locking, Ex	2
2	PAFZZ	88044	AN960KD6L	• Washer, Flat	2
3	PAFZZ	96906	MS35275-228	• Screw, Machine	2
4	PAFZZ	02731	7-31 1514104-13	• Switch Assy, SPAD(Usbl Eff 82-23355 thru 88-0199)	1
4	PAFZZ	02731	7-31 1514104-17	• Switch, Push (Usbl Eff 88-0200 and Subs)	1
5	PAFZZ	96906	MS24665-1010	• Pin, Cotter	2
6	PAFZZ	88044	AN960C4L	• Washer, Flat	2
7	PAFZZ	96906	MS9462-05	• Pin, Straight, Headed	2
8	PAFZZ	02731	7-31 1514087	• Guide, Spring, Intern	1
9	PAFZZ	96906	MS24585C211	• Spring, Helical, Comp	1
10	PAFZZ	02731	7-31 1514086	• Guide, Spring, Extern	1
11	PAFZZ	02731	7-31 1514085	• Shaft, Straight	1
12	PAFZZ	02731	7-31 1514084-7	• Shaft, Actuator, Swit	1
13	PAFZZ	02731	7-31 1514102	• Cam, Control	1
14	PAFZZ	88044	AN960KD8L	• Washer, Flat (Usbl Eff 82-23355 thru 88-0199)	2
14	PAFZZ	80205	NAS620-6L	• Washer, Flat (Usbl Eff 88-0200 and Subs)	2
15	XDFZZ	02731	7-31 1514103-3	• Detent	1
16	PAOZZ	96906	MS24665-153	• Pin, Cotter	1
17	PAFZZ	96906	MS21224-4	• Nut, Self-Locking, As	1
18	PAFZZ	88044	AN960-416	• Washer, Flat	1
19	PAFZZ	96906	MS27576-4-32	• Bolt, Close Toleranc	1
20	PAFZZ	96906	MS27641-4	• Bearing, Ball, Airfra	1
21	PAOZZ	02731	7-21 1514083	• Retainer, Shear Pin	1
22	PAFZZ	02731	7-232310078-3	• Pin, Grooved, Headed (Usbl Eff 82-23355 thru 88-0199)	1
23	PAOZZ	02731	7-21 1514082	• Pin, Grooved, Headed (Usbl Eff 88-0200 and Subs)	1
24	PAOZZ	96906	MS28775-009	• O-Ring	1
25	PAFFF	02731	7-31 1517063-3	• SPAD Assembly, Contr	1
26	XAFFF	02731	7-31 1517064-5	• • Lever	1
27	PAFZZ	02731	7-31 1514101	• • • Bearing, Sleeve	2
28	PAFZZ	02731	7-31 1514096	• • • Bushing, Sleeve	1
29	XAFFF	02731	7-31 1517065-5	• • Lever	1
30	PAFZZ	02731	7-21 1514095-3	• • • Bearing, Sleeve	1
31	XAFZZ	02731	7-21 1517066	• • Bushing	1
32	PAFFF	02731	7-31 1517062	• Bracket Assembly, Pi	1
33	PAFZZ	96906	MS27641-4	• • Bearing, Ball, Airfra	1
34	PAFZZ	80205	NAS1190E06P6L	• Screw, Cap, Socket He (Usbl Eff 88-0200 and Subs)	2
END OF FIGURE					



M09-727C

Figure 629. Group 11 Linkage Installation, Control (FS 115 to FS 176) (Lateral) (Part 1)
7-31 1517000

(1) ITEM NO.	(2) SMR CODE	(3) CAGE	(4) PART NUMBER	(5) DESCRIPTION AND USABLE ON CODE (UOC)	(6) QTY
				Group 11 Flight Control System Fig. 629 Linkage Installation, Control (FS 115 to FS 176) (Lateral) (Part 1) 7-31 1517000	
1	PAOZZ	96906	MS24665-153	• Pin, Cotter	4
2	PAOZZ	96906	MS21224-4	• Nut, Self-Locking, As	4
3	PAOZZ	96906	MS27576-4-16	• Bolt, Close Toleranc	2
4	PAOZZ	88044	AN960KD416L	• Washer, Flat	3
5	PAOZZ	02731	HS5542-04098	• Bushing, Sleeve	2
6	PAOOO	02731	7-21 1524001-549	• Push-Pull Rod Assy	1
7	PAOZZ	80205	NAS509-6	•• Nut, Plain, Hexagon	1
8	PAOZZ	80205	NAS513-6	•• Washer, Key	1
9	PAOZZ	96906	MS21151-8C	•• Bearing, Ball, Rod En	1
10	PAOZZ	96906	MS27576-4-28	• Bolt, Close Toleranc	1
11	PAOZZ	02731	HS5542-04096	• Bushing, Sleeve	1
12	PAOZZ	02731	HS5542-04093	• Bushing, Sleeve	1
13	PAOOO	02731	7-21 1524001-551	• Push-Pull Rod Assy	1
14	PAOZZ	88044	AN21-14	•• Bolt, Clevis	2
15	PAOZZ	80205	NAS1149DN632K	•• Washer, Flat	2
16	PAOZZ	88044	AN320-1	•• Nut, Plain, Slotted H	2
17	PAOZZ	02731	7-1 15116059-3	•• Bearing, Plain, Rod E	2
18	PAOZZ	80205	NAS509-6	•• Nut, Plain, Hexagon	2
19	PAOZZ	80205	NAS513-6	•• Washer, Key	2
20	PAOZZ	96906	MS27576-4-39	• Bolt, Close Toleranc	1
21	PAOZZ	88044	AN960KD416	• Washer, Flat	5
22	PAOZZ	96906	MS27641-4	• Bearing, Ball, Airfra	1
23	PAOZZ	02731	HS5542-04053	• Bushing, Sleeve	1
24	PAOZZ	02731	HS5542-04078	• Bushing, Sleeve	1
25	PAOFF	02731	7-21 1517054-5	• Bell Crank	1
26	PAFZZ	96906	MS27641-4	•• Bearing, Ball, Airfra	1
27	PAOZZ	80205	MS21042L4	• Nut, Self-Locking, Ex	4
28	PAOZZ	80205	NAS6604-7	• Bolt, Shear	2
29	PAOZZ	80205	NAS6604H9	• Bolt, Shear	2
30	PAOFF	02731	7-31 1517053	• Bracket Assy, Flight	1
31	PAFZZ	02731	HS606S4-9	•• Bushing, Sleeve	1
END OF FIGURE					



M09-721F

Figure 630. Group 11 Linkage Installation, Control (FS 115 to FS 176) (Lateral) (Part 2)
7-31 1517000

(1) ITEM NO.	(2) SMR CODE	(3) CAGE	(4) PART NUMBER	(5) DESCRIPTION AND USABLE ON CODE (UOC)	(6) QTY
				Group 11 Flight Control System Fig. 630 Linkage Installation, Control (FS 115 to FS 176) (Lateral) (Part 2) 7-31 1517000	
1	PAOZZ	96906	MS24665-153	• Pin, Cotter	6
2	PAOZZ	96906	MS21224-4	• Nut, Self-Locking, As	6
3	PAOZZ	96906	MS27576-4-16	• Bolt, Close Toleranc	3
4	PAOZZ	88044	AN960KD416L	• Washer, Flat	4
5	PAOZZ	02731	HS5542-04098	• Bushing, Sleeve	6
6	PAOZZ	96906	MS27576-4-24	• Bolt, Close Toleranc	1
7	PAOZZ	02731	HS5542-04063	• Bushing, Sleeve	1
8	PAOFF	02731	7-31 1517002	• Bell Crank	1
9	PAFZZ	96906	MS27647-4	• • Bearing, Ball, Airfra	1
10	PAOZZ	80205	MS21042L4	• Nut, Self-Locking, Ex	8
11	PAOZZ	88044	AN960KD416	• Washer, Flat	8
12	PAOZZ	96906	MS9597-009	• Bracket, Angle	1
13	PAOZZ	80205	NAS603-9P	• Screw, Machine	1
14	PAOZZ	88044	AN960JD10L	• Washer, Flat	1
15	PAOZZ	96906	MS21919WCG6	• Clamp, Loop	2
16	PAOZZ	80205	MS21042L3	• Nut, Self-Locking, Ex	1
17	PAOZZ	80205	NAS1304-5	• Bolt, Machine	3
18	PAOFF	02731	7-31 1517003	• Bracket Assembly, La	1
19	PAFZZ	02731	HS606S4-11	• • Bushing, Sleeve	1
19	PAFZZ	02731	HS5515-1	• • Bushing, Sleeve (Oversize Bushing for P/N HS606S4-11)	1
20	PAOOO	02731	7-21 1524001-553	• Push-Pull Rod Assy	1
21	PAOZZ	96906	MS21151-8	• • Bearing, Ball, Rod En	2
22	PAOZZ	96906	MS27576-4-17	• Bolt, Close Toleranc	1
23	PAOZZ	02731	HS5542-04052	• Bushing, Sleeve	1
24	PAOFF	02731	7-1 15117037-5	• Bell Crank	1
25	PAFZZ	96906	MS27647-4A	• • Bearing, Ball, Airfra	1
26	PAOZZ	80205	NAS6604-6	• Bolt, Shear	3
27	PAOZZ	76301	7M128-015-4E	• Packing With Retain	4
28	PAOFF	02731	7-31 1517038	• Bracket Assy, Bellcr	1
29	PAFZZ	02731	HS606S4-7	• • Bushing, Sleeve	1
30	PAOZZ	80205	NAS6604-7	• Bolt, Shear	3
END OF FIGURE					

(1) ITEM NO.	(2) SMR CODE	(3) CAGE	(4) PART NUMBER	(5) DESCRIPTION AND USABLE ON CODE (UOC)	(6) QTY
				Group 11 Flight Control System Fig. 631 Linkage Installation, Control (FS 115 to FS 176) (Lateral) (Part 3) 7-31 1517000	
1	PAOZZ	96906	MS24665-153	• Pin, Cotter	4
2	PAOZZ	96906	MS21224-4	• Nut, Self-Locking, As	4
3	PAOZZ	96906	MS27576-4-16	• Bolt, Close Toleranc	3
4	PAOZZ	88044	AN960KD416L	• Washer, Flat	4
5	PAOZZ	02731	HS5542-04098	• Bushing, Sleeve	2
6	PAOOO	02731	7-21 1524001-555	• Push-Pull Rod Assy	1
7	PAOZZ	80205	NAS509-6	• • Nut, Plain, Hexagon	1
8	PAOZZ	80205	NAS513-6	• • Washer, Key	1
9	PAOZZ	96906	MS21151-8C	• • Bearing, Ball, Rod En	1
10	PAOZZ	96906	MS27576-4-40	• Bolt, Close Toleranc	1
11	PAOZZ	02731	HS5542-04056	• Bushing, Sleeve	1
12	PAOZZ	02731	HS5542-04079	• Bushing, Sleeve	1
13	PAOZZ	96906	MS27641-4	• Bearing, Ball, Airfra	1
14	PAOFF	02731	7-31 1517039	• Bell Crank	1
15	PAFZZ	96906	MS27641-4	• • Bearing, Ball, Airfra	1
16	PAOZZ	80205	MS21042L4	• Nut, Self-Locking, Ex	4
17	PAOZZ	88044	AN960KD416	• Washer, Flat	4
18	PAOZZ	80205	NAS1304-5	• Bolt, Machine	1
19	PAOZZ	80205	NAS6604-6	• Bolt, Shear	11
20	PAOFF	02731	7-31 1517040-5	• Bracket Assy, Bellor	1
21	PAFZZ	02731	HS606S4-7	• • Bushing, Sleeve	1
22	PAOOO	02731	7-21 1524001-517	• Push-Pull Rod Assy	1
23	PAOZZ	80205	NAS509-6	• • Nut, Plain, Hexagon	1
24	PAOZZ	80205	NAS513-6	• • Washer, Key	1
25	PAOZZ	96906	MS21151-8C	• • Bearing, Ball, Rod En	1
26	PAOZZ	96906	MS24665-306	• Pin, Cotter	1
27	PAOZZ	02731	7-21 1511215	• Pin, Grooved, Headed	1
28	PAOZZ	02731	7-21 1511213	• Bolt, Shear	1
29	PAOZZ	80205	NAS626H14	• Bolt, Shear	4
30	PAOZZ	96906	MS21206C6	• Washer, Recessed	4
31	XBOFF	02731	7-31 1511139-9	• Bracket Assy, Actuat	1
32	PAFZZ	02731	HS5442-0001	• • Bushing, Sleeve (Oversize Bearing for P/N 7-211511198-7)	2
32	PAFZZ	02731	7-21 1511198-7	• • Bushing, Sleeve	2
END OF FIGURE					

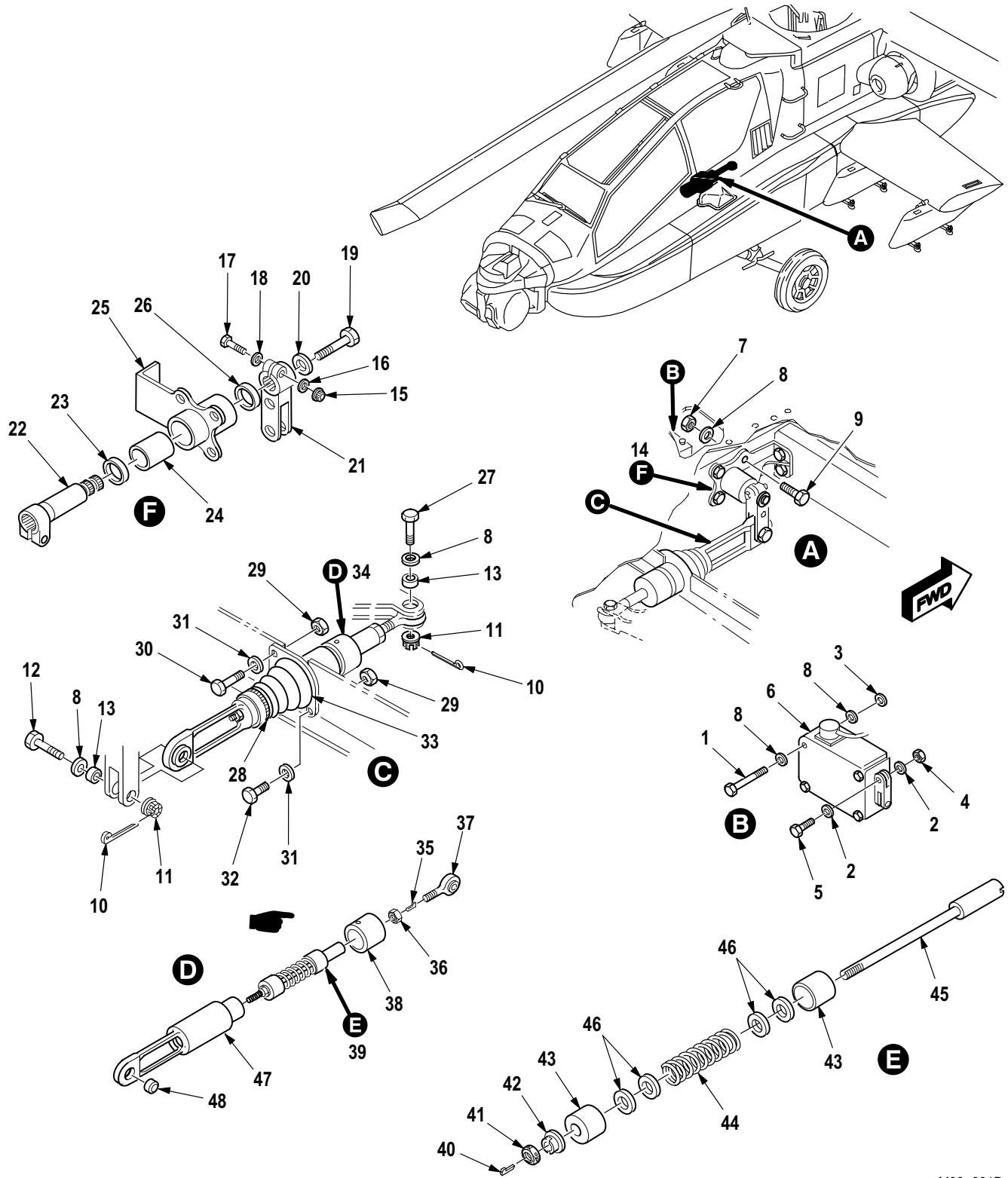
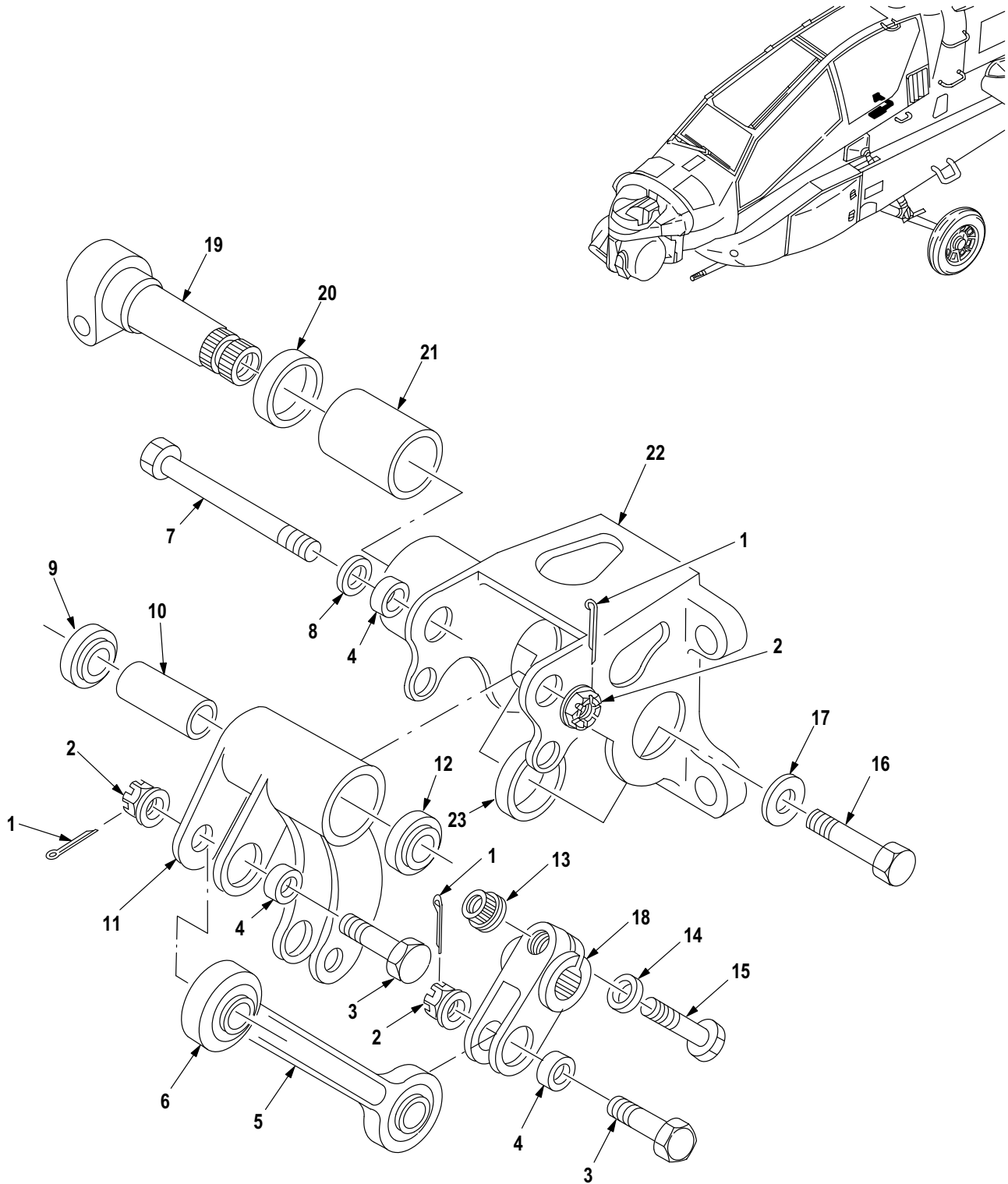


Figure 632. Group 11 Feel Spring Cartridge and Magnetic Brake Installation (Directional)
7-31 1518000

(1) ITEM NO.	(2) SMR CODE	(3) CAGE	(4) PART NUMBER	(5) DESCRIPTION AND USABLE ON CODE (UOC)	(6) QTY
				Group 11 Flight Control System Fig. 632 Feel Spring Cartridge and Magnetic Brake Installation (Directional) 7-31 1518000	
1	XDOZZ	80205	NAS6603-31	• Bolt, Shear	4
2	PAOZZ	59875	TX90790-34	• Washer, Flat	10
3	PAOZZ	02731	HS5079-2746	• Shim	V
4	PAOZZ	80205	MS21042-3	• Nut, Self-Locking, Ex	1
5	PAOZZ	80205	NAS6603-12	• Bolt, Shear	1
6	PAOFF	02731	7-31 1518001	• Brake Assy, Magnetic (See Fig. 636 for Breakdown)	3
7	PAOZZ	80205	MS21042-4	• Nut, Self-Locking, Ex	6
8	PAOZZ	88044	AN960-416L	• Washer, Flat	8
9	PAOZZ	80205	NAS6604H3	• Bolt, Shear	6
10	PAOZZ	96906	MS24665-153	• Pin, Cotter	2
11	PAOZZ	96906	MS21224-4	• Nut, Self-Locking, As	2
12	PAOZZ	96906	MS27576-4-13	• Bolt, Close Toleranc	1
13	PAOZZ	02731	HS5542-04087	• Bushing, Sleeve	6
14	PAOFF	02731	7-31 1518016-3	• Bell Crank and Supp	1
15	PAFZZ	02731	HS5763-3	•• Nut, Self-Locking, Do	1
16	PAFZZ	96906	MS21299-3	•• Washer, Flat	1
17	PAFZZ	96906	MS21250H03012	•• Bolt, Shear	1
18	PAFZZ	96906	MS21206C3	•• Washer, Recessed	1
19	PAFZZ	80205	NAS563-19	•• Bolt, Machine	1
20	PAFZZ	02731	HS306-124H	•• Washer, Flat	1
21	PAFZZ	02731	7-31 1518005-3	•• Bell Crank	1
22	PAFZZ	02731	7-31 1518004	•• Shaft, Shouldered	1
23	PAFZZ	81343	MS27646-38	•• Bearing, Ball, Airfra	1
24	PAFZZ	80205	NAS43DD10-78N	•• Spacer, Sleeve	1
25	PAFFF	02731	7-31 1518003	•• Support Assy	1
26	PAFZZ	81343	MS27646-38	••• Bearing, Ball, Airfra	1
27	PAOZZ	96906	MS27576-4-16	• Bolt, Close Toleranc	1
28	PAOZZ	66295	WWD48-58H	• Clamp, Hose	1
29	PAOZZ	80205	MS21042L3	• Nut, Self-Locking, Ex	2
30	PAOZZ	80205	NAS1096-3-1 1	• Screw, Machine	1
31	PAOZZ	88044	AN960JD10L	• Washer, Flat	2
32	PAOZZ	80205	NAS1096-3-8	• Screw, Machine	1
33	PAOZZ	02731	7-31 1518023	• Boot, Aircraft Comp	1
34	PAOFF	02731	7-31 1518002-7	• Spring, Helical, Comp	1
35	PAFZZ	80205	NAS559-2	•• Lock, Rod End	1
36	PAFZZ	80205	NAS509-6	•• Nut, Plain, Hexagon	1
37	PAFZZ	96906	MS21151-8C	•• Bearing, Ball, Rod En	1
38	PAFZZ	02731	7-31 1518008	•• Cap, Feel Spring Fli	1
39	PAFFF	02731	7-31 1518009-7	•• Spring, Helical, Comp	1
40	PAFZZ	80205	NAS559-1	••• Retainer, Rod End Lo	1
41	XDFZZ	80205	NAS509-4	••• Nut, Plain, Hexagon	1
42	PAFZZ	02731	7-31 1518022	••• Stop, Spring	1
43	PAFZZ	02731	7-31 1518012-7	••• Cup, Spring, Flight C	2
44	PAFZZ	02731	7-31 1518013	••• Spring, Helical, Comp	1
45	XAFZZ	02731	7-31 1518011	••• Rod	1
46	PAFZZ	88044	AN960KD816	••• Washer, Flat	4

(1) ITEM NO.	(2) SMR CODE	(3) CAGE	(4) PART NUMBER	(5) DESCRIPTION AND USABLE ON CODE (UOC)	(6) QTY
47	PAFFF	02731	7-31 1518007	.. Housing Assy, Flight	1
48	PAFZZ	96906	MS27645-4	... Bearing, Ball, Airfra	1
END OF FIGURE					

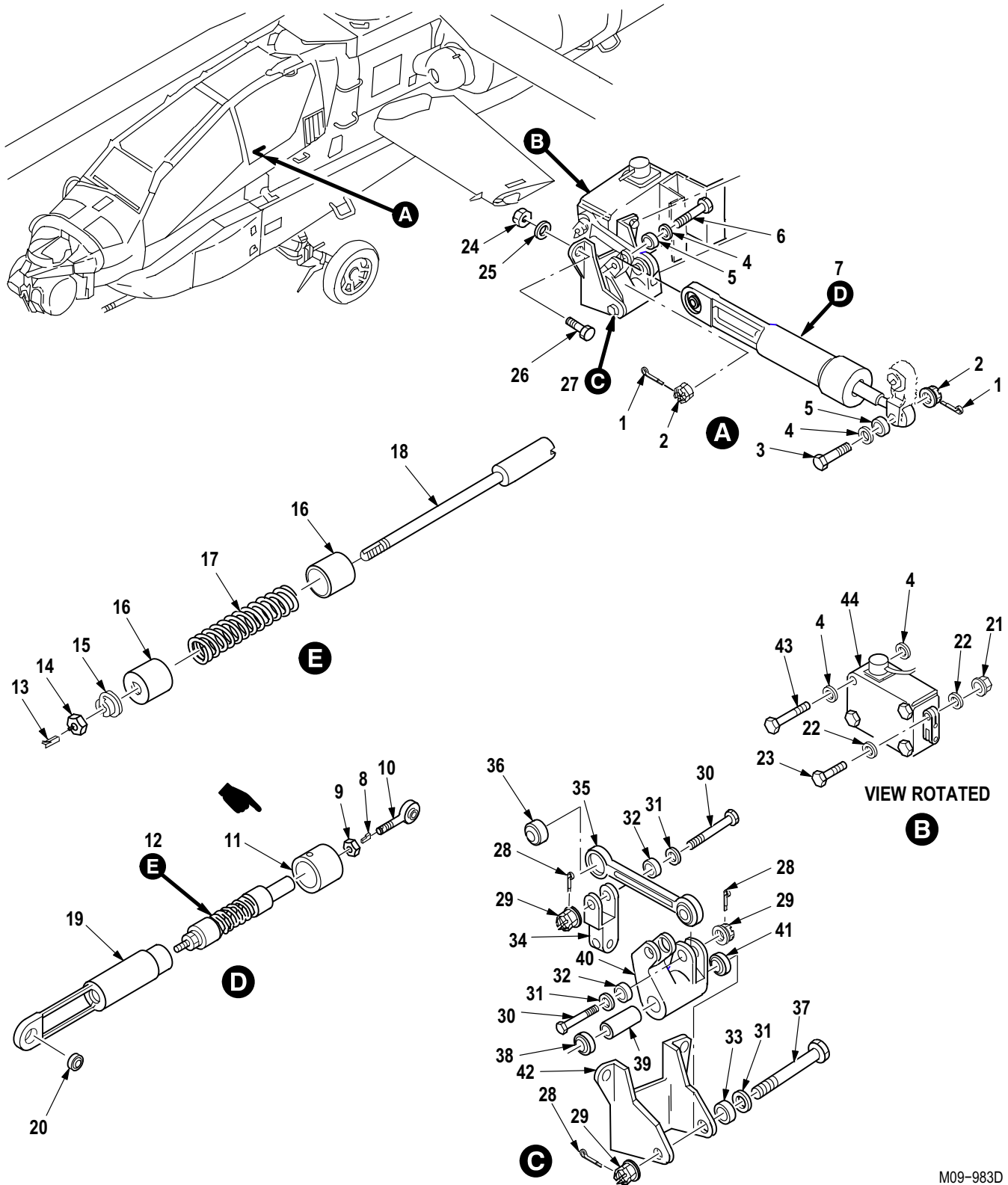
(1) ITEM NO.	(2) SMR CODE	(3) CAGE	(4) PART NUMBER	(5) DESCRIPTION AND USABLE ON CODE (UOC)	(6) QTY
				Group 11 Flight Control System Fig. 633 Feel Spring Cartridge and Magnetic Brake Installation (Longitudinal) 7-31 1518000	
1	PAOZZ	96906	MS24665-153	• Pin, Cotter	2
2	PAOZZ	96906	MS21224-4	• Nut, Self-Locking, As	2
3	PAOZZ	96906	MS27576-4-16	• Bolt, Close Toleranc	1
4	PAOZZ	88044	AN960-416L	• Washer, Flat	16
5	PAOZZ	88044	AN960-416	• Washer, Flat	4
6	PAOZZ	02731	HS5542-04087	• Bushing, Sleeve	6
7	PAOZZ	96906	MS27576-4-13	• Bolt, Close Toleranc	1
8	PAOFF	02731	7-31 1518002-5	• Spring, Helical, Comp	1
9	PAFZZ	80205	NAS559-2	•• Lock, Rod End	1
10	PAFZZ	80205	NAS509-6	•• Nut, Plain, Hexagon	1
11	PAFZZ	96906	MS21151-8C	•• Bearing, Ball, Rod En	1
12	PAFZZ	02731	7-31 1518008	•• Cap, Feel Spring Fli	1
13	PAFFF	02731	7-31 1518009-5	•• Spring, Helical, Comp	1
14	PAFZZ	80205	NAS559-1	••• Retainer, Rod End Lo	1
15	XDFZZ	80205	NAS509-4	••• Nut, Plain, Hexagon	1
16	PAFZZ	02731	7-31 1518022	••• Stop, Spring	1
17	PAFZZ	02731	7-31 1518012-5	••• Cup, Spring, Flight C	2
18	PAFZZ	02731	7-31 1518033	••• Spring, Helical, Comp	1
19	XAFZZ	02731	7-31 1518011	••• Rod	1
20	PAFFF	02731	7-31 1518007	•• Housing Assy, Flight	1
21	PAFZZ	96906	MS27645-4	••• Bearing, Ball, Airfra	1
22	PAOZZ	80205	MS21042-3	• Nut, Self-Locking, Ex	1
23	PAOZZ	80205	NAS6603-12	• Bolt, Shear	1
24	PAOZZ	59875	TX90790-34	• Washer, Flat	2
25	PAOZZ	80205	NAS6604-6	• Bolt, Shear	4
26	PAOZZ	80205	NAS1304-32	• Bolt, Shear	2
27	PAOZZ	02731	HS5079-2746	• Shim	V
28	PAOFF	02731	7-31 1518001	• Brake Assy, Magnetic (See Fig. 636 for Breakdown)	3
29	PAOFF	02731	7-31 1518018-3	• Mechanism Assy Spri (See Fig. 634 for Breakdown)	1
END OF FIGURE					



M09-1202

Figure 634. Group 11 Mechanism Assembly, Trim Feel Spring Cartridge (Longitudinal)
7-31 1518018-3

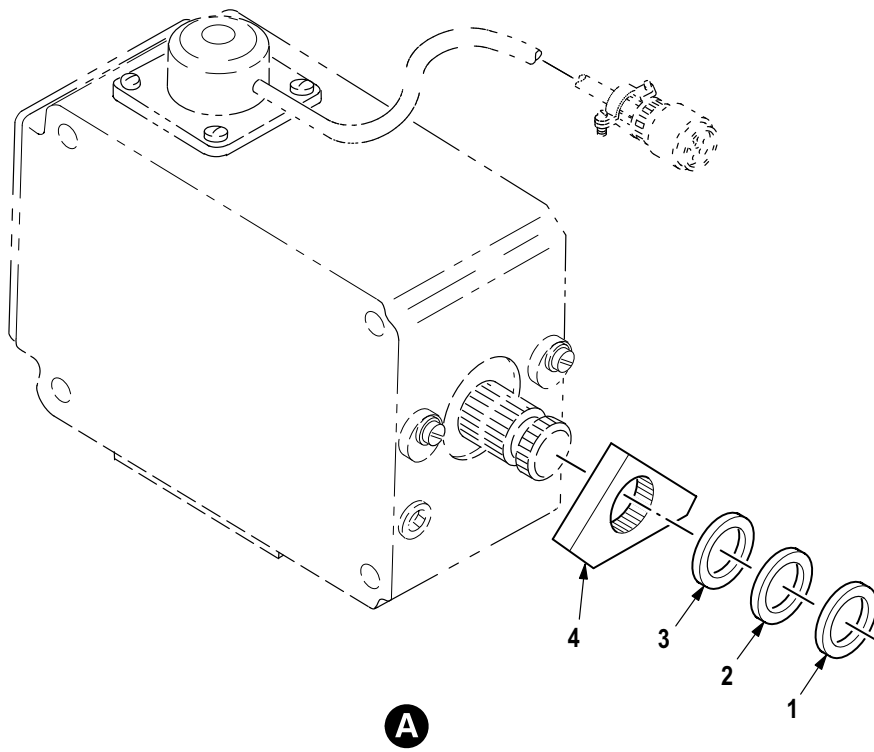
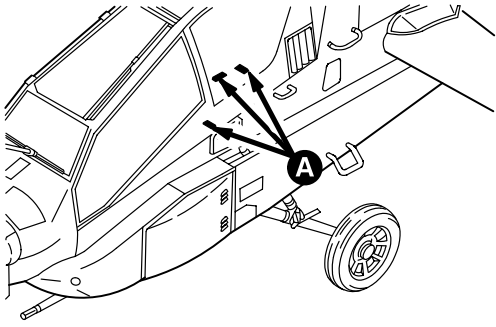
(1) ITEM NO.	(2) SMR CODE	(3) CAGE	(4) PART NUMBER	(5) DESCRIPTION AND USABLE ON CODE (UOC)	(6) QTY
				Group 11 Flight Control System Fig. 634 Mechanism Assembly, Trim Feel Spring Cartridge (Longitudinal) 7-31 1518018-3 See Fig. 633 for NHA	
1	PAOZZ	96906	MS24665-153	• Pin, Cotter	3
2	PAFZZ	96906	MS21224-4	• Nut, Self-Locking, As	3
3	PAOZZ	96906	MS27576-4-1 1	• Bolt, Close Toleranc	2
4	PAFZZ	02731	HS5542-04086	• Bushing, Sleeve	3
5	PAFFF	02731	7-31 1518010	• Connecting Link, Rig	1
6	PAFZZ	96906	MS14104-4K	• • Bearing, Plain, Self-	2
7	PAFZZ	96906	MS27576-4-31	• Bolt, Close Toleranc	1
8	PAOZZ	88044	AN960-416L	• Washer, Flat	1
9	PAFZZ	96906	MS27641-4	• Bearing, Ball, Airfra	1
10	PAFZZ	80205	NAS43DD4-68N	• Spacer, Sleeve	1
11	PAFFF	02731	7-31 1518020-5	• Bell Crank	1
12	PAFZZ	96906	MS27641-4	• • Bearing, Ball, Airfra	1
13	PAFZZ	02731	HS5763-3	• Nut, Self-Locking, Do	1
14	PAOZZ	96906	MS21206C3	• Washer, Recessed	1
15	PAFZZ	96906	MS21250H03010	• Bolt, Shear	1
16	PAOZZ	80205	NAS563-19	• Bolt, Machine	1
17	PAOZZ	02731	HS306-124H	• Washer, Flat	1
18	PAOZZ	02731	7-31 1518019	• Lever, Remote Contro	1
19	PAFZZ	02731	7-31 1518004	• Shaft, Shouldered	1
20	PAFZZ	81343	MS27646-38	• Bearing, Ball, Airfra	1
21	PAFZZ	80205	NAS43DD10-80N	• Spacer, Sleeve	1
22	PAFFF	02731	7-31 1518021-5	• Housing, Mechanical	1
23	PAFZZ	81343	MS27646-38	• • Bearing, Ball, Airfra	1
END OF FIGURE					



M09-983D

Figure 635. Group 11 Feel Spring Cartridge and Magnetic Brake Installation (Lateral)
7-31 1518000

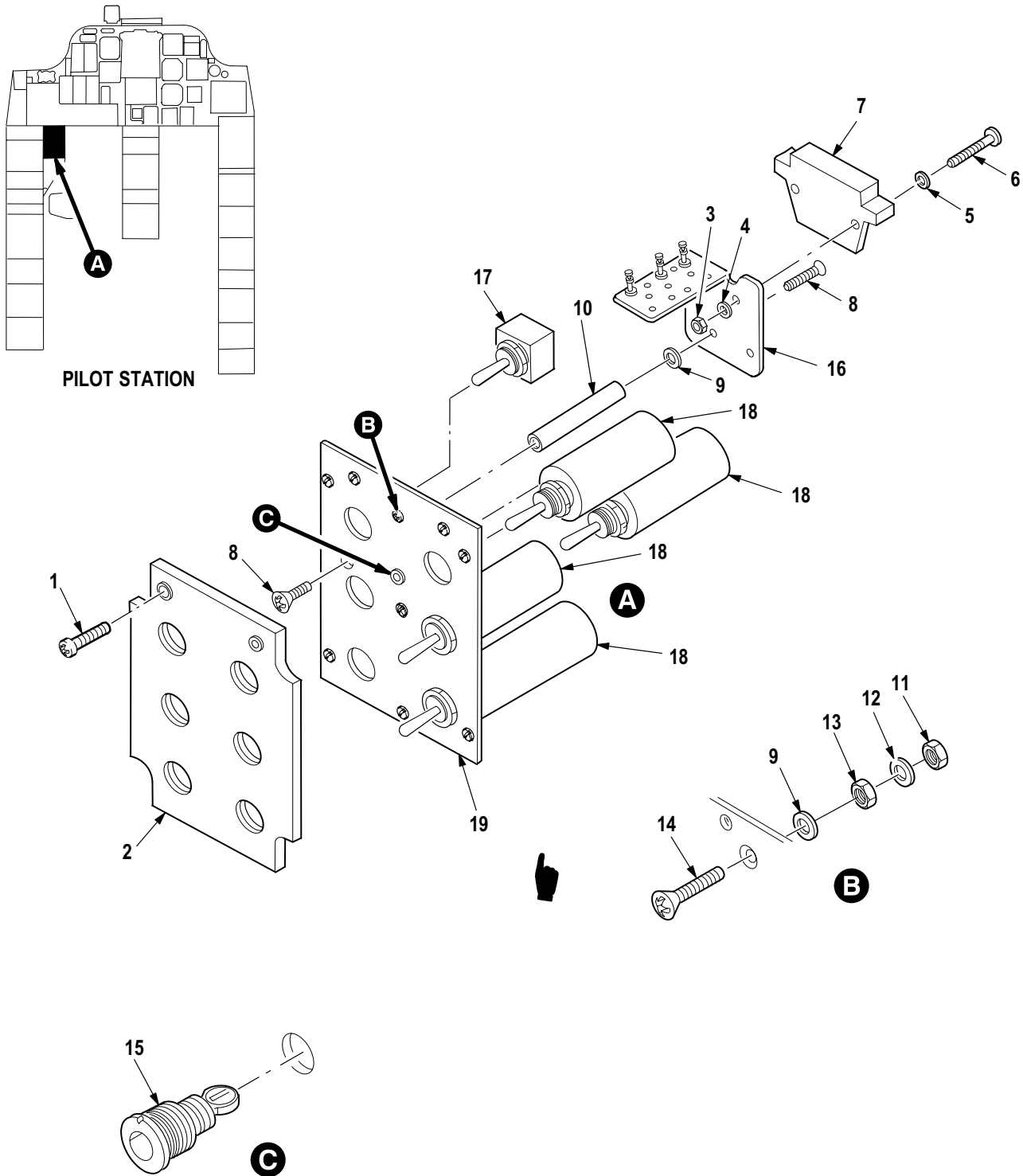
(1) ITEM NO.	(2) SMR CODE	(3) CAGE	(4) PART NUMBER	(5) DESCRIPTION AND USABLE ON CODE (UOC)	(6) QTY
				Group 11 Flight Control System Fig. 635 Feel Spring Cartridge and Magnetic Brake Installation (Lateral) 7-31 1518000	
1	PAOZZ	96906	MS24665-153	• Pin, Cotter	2
2	PAOZZ	96906	MS21224-4	• Nut, Self-Locking, As	2
3	PAOZZ	96906	MS27576-4-16	• Bolt, Close Toleranc	1
4	PAOZZ	88044	AN960-416L	• Washer, Flat	8
5	PAOZZ	02731	HS5542-04087	• Bushing, Sleeve	6
6	PAOZZ	96906	MS27576-4-13	• Bolt, Close Toleranc	1
7	PAOFF	02731	7-31 1518002-3	• Spring, Helical, Comp	1
8	PAFZZ	80205	NAS559-2	•• Lock, Rod End	1
9	PAFZZ	80205	NAS509-6	•• Nut, Plain, Hexagon	1
10	PAFZZ	96906	MS21151-8C	•• Bearing, Ball, Rod En	1
11	PAFZZ	02731	7-31 1518008	•• Cap, Feel Spring Fli	1
12	PAFFF	02731	7-31 1518009-3	•• Spring, Helical, Comp	1
13	PAFZZ	80205	NAS559-1	••• Retainer, Rod End Lo	1
14	XDFZZ	80205	NAS509-4	••• Nut, Plain, Hexagon	1
15	PAFZZ	02731	7-31 1518022	••• Stop, Spring	1
16	PAFZZ	02731	7-31 1518012-3	••• Cup, Spring, Flight C	2
17	PAFZZ	02731	7-31 1518013	••• Spring, Helical, Comp	1
18	XAFZZ	02731	7-31 1518011	••• Rod	1
19	PAFFF	02731	7-31 1518007	•• Housing Assy, Flight	1
20	PAFZZ	96906	MS27645-4	••• Bearing, Ball, Airfra	1
21	PAOZZ	80205	MS21042-3	• Nut, Self-Locking, Ex	1
22	PAOZZ	59875	TX90790-34	• Washer, Flat	2
23	PAOZZ	80205	NAS6603-12	• Bolt, Shear	1
24	PAOZZ	80205	MS21042-4	• Nut, Self-Locking, Ex	4
25	PAOZZ	88044	AN960-D416	• Washer, Flat	4
26	PAOZZ	80205	NAS6604H4	• Bolt, Shear	4
27	PAOFF	02731	7-31 1518017	• Mechanism Assy	1
28	PAOZZ	96906	MS24665-153	•• Pin, Cotter	3
29	PAOZZ	96906	MS21224-4	•• Nut, Self-Locking, As	3
30	PAOZZ	96906	MS27576-4-1 1	•• Bolt, Close Toleranc	2
31	PAOZZ	88044	AN960-416L	•• Washer, Flat	2
32	PAOZZ	02731	HS5542-04086	•• Bushing, Sleeve	2
33	PAOZZ	02731	HS5542-04088	•• Bushing, Sleeve	1
34	PAFZZ	02731	7-31 1518015	•• Arm, Lateral Trim	1
35	PAFFF	02731	7-31 1518010	•• Connecting Link, Rig	1
36	PAFZZ	96906	MS14104-4K	••• Bearing, Plain, Self	2
37	PAOZA	96906	MS27576-4-33	•• Bolt, Close Toleranc	1
38	PAFZZ	96906	MS27641-4	•• Bearing, Ball, Airfra	1
39	PAFZZ	80205	NAS43DD4-68N	•• Spacer, Sleeve	1
40	PAFFF	02731	7-31 1518006	•• Bell Crank	1
41	PAFZZ	96906	MS27641-4	••• Bearing, Ball, Airfra	1
42	PAOZZ	02731	7-31 1518014	•• Bracket Assy	1
43	PAFZZ	80205	NAS6604-29	• Bolt, Shear	4
44	PAOFF	02731	7-31 1518001	• Brake Assy, Magnetic (See Fig. 636 for Breakdown)	3
END OF FIGURE					



M09-732D

Figure 636. Group 11 Brake Assembly, Magnetic
7-31 1518001

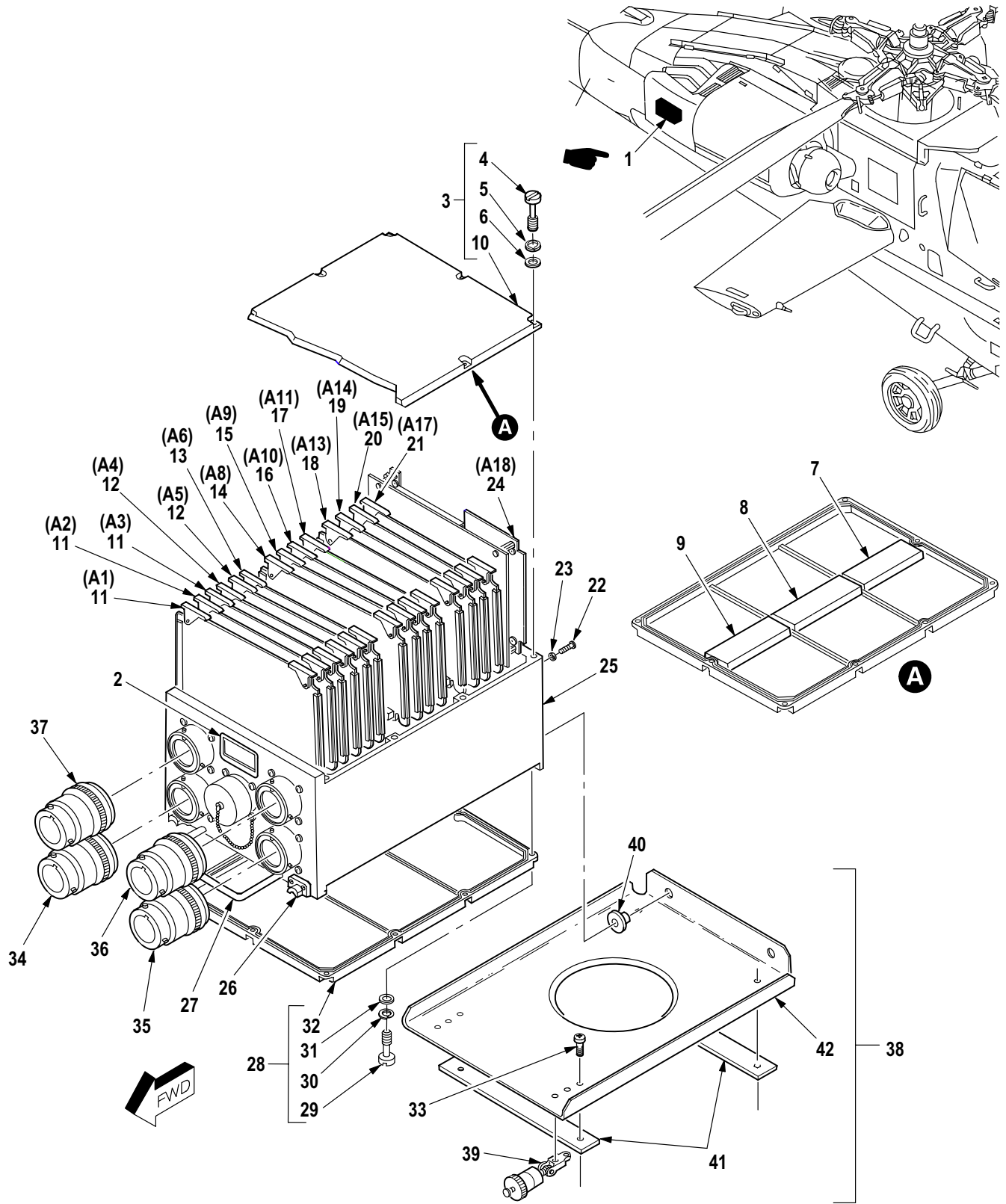
(1) ITEM NO.	(2) SMR CODE	(3) CAGE	(4) PART NUMBER	(5) DESCRIPTION AND USABLE ON CODE (UOC)	(6) QTY
				Group 11 Flight Control System Fig. 636 Brake Assembly, Magnetic 7-31 1518001 See Figs. 632 thru 635 for NHA	
1	PAFZZ	19200	10557426-3	• Shim	V
2	PAFZZ	24681	MP504-1	• Spacer, Ring	1
3	PAFZZ	24681	MP504-2	• Spacer, Ring	2
4	PAFZZ	24681	MP481	• Stop, Limit, Brake	1
END OF FIGURE					



M09-508B

Figure 637. Group 11 Panel Assembly, Automatic Stabilization Equipment
7-31 1D00015

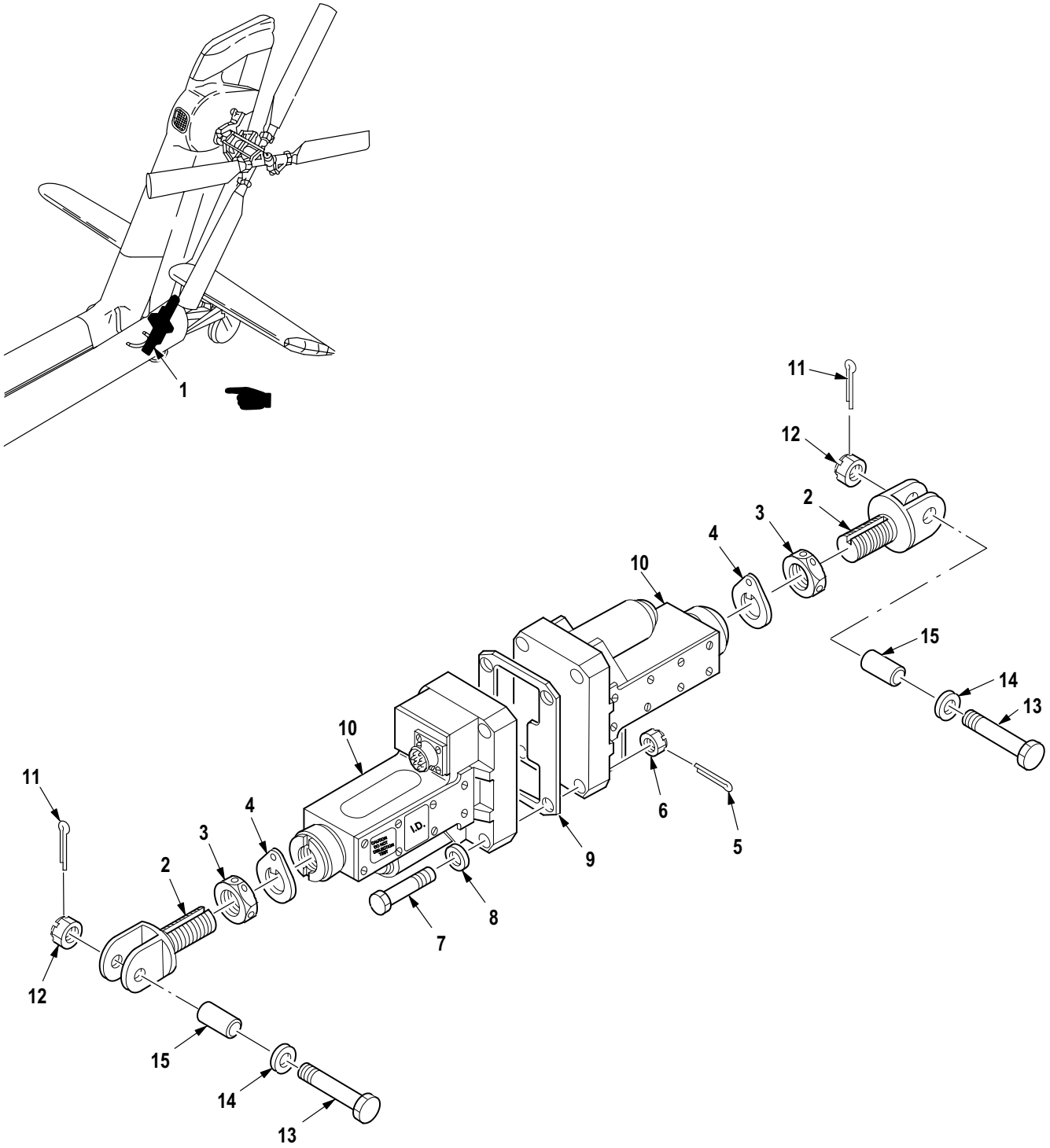
(1) ITEM NO.	(2) SMR CODE	(3) CAGE	(4) PART NUMBER	(5) DESCRIPTION AND USABLE ON CODE (UOC)	(6) QTY
				Group 11 Flight Control System Fig. 637 Panel Assembly, Automatic Stabilization Equipment 7-31 1D00015 See Fig. 370 for NHA	
1	PAFZZ	80205	NAS601-8P	• Screw, Machine	3
2	PAFZZ	02731	7-31 1D00013	• Light, Indicator	1
3	PAFZZ	80205	MS21042L04	• Nut, Self-Locking, Ex	2
4	PAFZZ	96906	MS35338-40	• Washer, Lock	2
5	PAFZZ	88044	AN960JD4L	• Washer, Flat	2
6	PAFZZ	80205	NAS600-1 1P	• Screw, Machine	2
7	PAFZZ	02731	7-31 1B24611-003	• Wiring Harness	1
8	PAFZZ	96906	MS24693S25	• Screw, Machine	6
9	PAFZZ	96906	MS35338-41	• Washer, Lock	3
10	PAFZZ	80205	NAS1786-06-52	• Post, Electrical-Mec	3
11	PAFZZ	80205	MS21042L06	• Nut, Self-Locking, Ex	1
12	PAFZZ	88044	AN960JD6L	• Washer, Flat	3
13	PAFZZ	80205	NAS671C6	• Nut, Plain, Hexagon	1
14	PAFZZ	96906	MS24693S30	• Screw, Machine	1
15	PAFZA	96906	MS90335-3	• Connector, Receptacl	1
16	PAFFF	02731	7-31 1D00027	• Circuit Card Assemb	1
17	PAFZZ	96906	MS21353-341	• Switch, Toggle	1
18	PAFZZ	81349	M5594-1-3	• Switch, Toggle	5
19	XAFZZ	02731	7-31 1D00014	• Support, Panel	1
END OF FIGURE					



M09-752D

Figure 638. Group 11 Computer, Dase

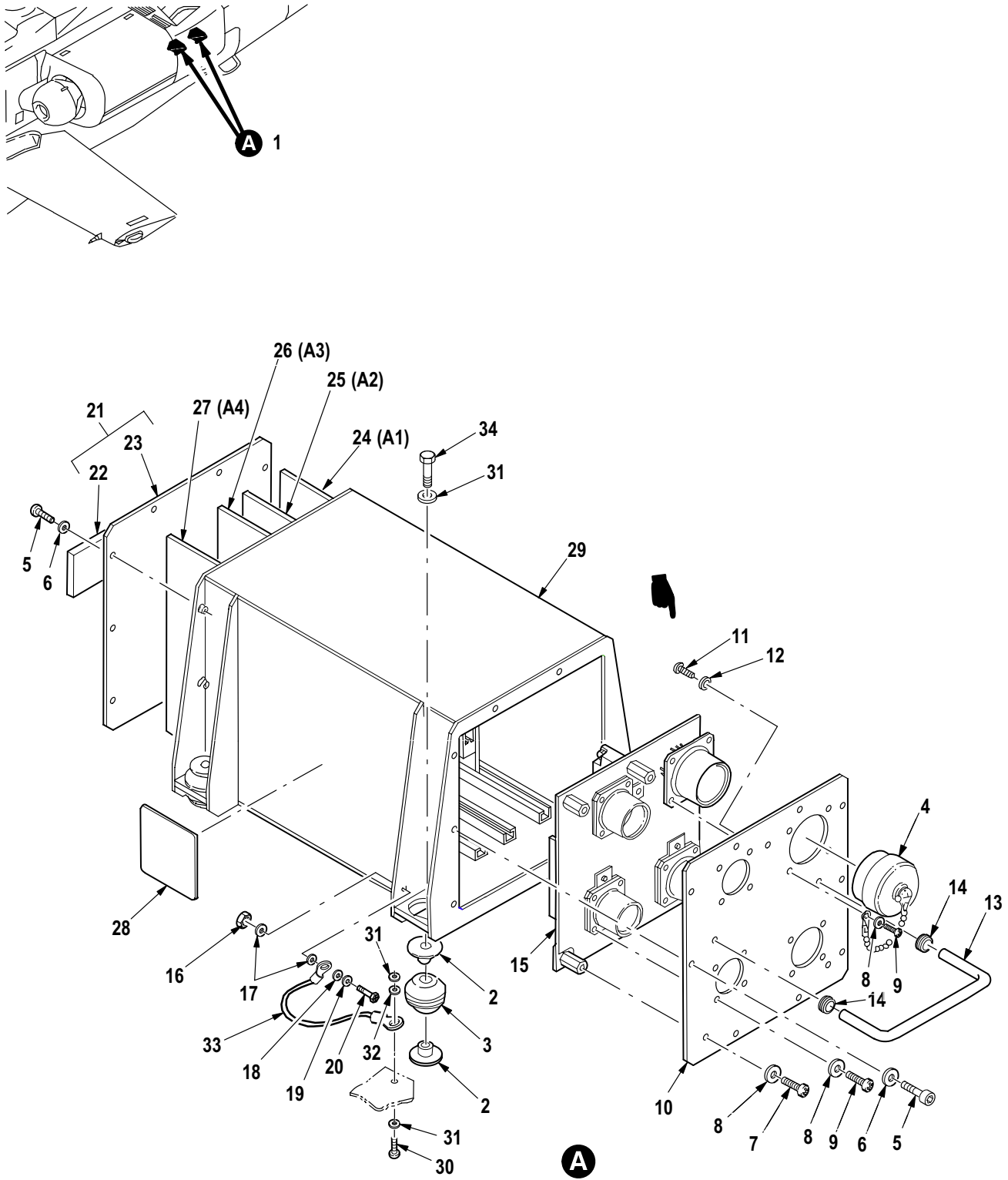
(1) ITEM NO.	(2) SMR CODE	(3) CAGE	(4) PART NUMBER	(5) DESCRIPTION AND USABLE ON CODE (UOC)	(6) QTY
				Group 11 Flight Control System Fig. 638 Computer, Dase	
1	PAODD	02731	7-21 1D00005-23	• Computer, Stabilizat	1
2	XDFZZ	07187	4021482-14	•• Plate, Ident	1
3	PAFFF	07187	4042511-954	•• Cover Assembly	1
4	PAFZZ	07187	2500091-102	••• Screw, Externally Re	10
5	PAFZZ	96906	MS35338-136	••• Washer, Lock	10
6	PAFZZ	80205	NAS620C6L	••• Washer, Flat	10
7	MFFZZ	07187	4044650-3	••• Seal, Rubber Special	1
8	MFFZZ	07187	4044650-4	••• Seal, Rubber Special	1
9	MFFZZ	07187	4044650-5	••• Seal, Rubber Special	1
10	XDFZZ	07187	4044742	••• Cover	1
11	PAFZZ	07187	4041103-951	•• Circuit Card Assemb	3
12	PAFZZ	07187	4041101-951	•• Circuit Card Assemb	2
13	PAFZZ	07187	4041103-952	•• Circuit Card Assemb	1
14	PAFDD	07187	4041105-951	•• Circuit Card Assemb	1
15	PAFZZ	07187	4041104-951	•• Circuit Card Assemb	1
16	PAFZZ	07187	8000803-952	•• Circuit Card Assemb	1
17	PAFZZ	07187	4041102-951	•• Circuit Card Assemb	1
18	PAFZZ	07187	4032306-951	•• Circuit Card Assemb	1
19	PAFZZ	07187	4032304-951	•• Circuit Card Assemb	1
20	PAFZZ	07187	8501830-957	•• Circuit Card Assemb	1
21	PAFZZ	07187	4032312-951	•• Circuit Card Assemb	1
22	PAFZZ	96906	MS51957-28	•• Screw, Machine	5
23	PAFZZ	80205	NAS1515H06	•• Washer, Flat	5
24	PBFDD	07187	4032995-952	•• Power Supply	1
25	XDFDD	07187	4041344-952	•• Housing Assy, Automa	1
26	PAFZZ	80205	NAS622CE2	••• Hook, Support	2
27	PAFZZ	07187	4001662-2	••• Handle, Bow	1
28	XDFFF	07187	4042511-951	••• Cover Assembly	1
29	PAFZZ	07187	2500091-102	•••• Screw, Externally Re	10
30	PAFZZ	96906	MS35338-136	•••• Washer, Lock	10
31	PAFZZ	80205	NAS620C6L	•••• Washer, Flat	10
32	XAFZZ	07187	4044742	•••• Cover	1
33	PAOZZ	80205	NAS517-3-2	Screw, Machine	4
34	PAOZZ	02731	7-31 1D00046-1	Filter, Radio Freque (Usbl Eff 88-0200 and Subs)	1
35	PAOZZ	02731	7-31 1D00047-1	Filter, Radio Freque (Usbl Eff 88-0200 and Subs)	1
36	PAOZZ	02731	7-31 1D00048-1	Filter, Radio Freque (Usbl Eff 88-0200 and Subs)	1
37	PAOZZ	02731	7-31 1D00049-1	Filter, Radio Freque (Usbl Eff 88-0200 and Subs)	1
38	PAOOO	02731	7-21 1F00020-1 1	Bracket, Mounting	1
39	PAOZZ	02731	HS4897-101	•• Fastener, Positive L	2
40	XDOZZ	02731	HS606S4-5	•• Bushing, Sleeve	2
41	XAOZZ	02731	7-21 1F00020-7	•• Doubler, Tray Assy	4
42	XAOZZ	02731	7-21 1F00020-3	•• Tray	1
END OF FIGURE					



M09-483C

Figure 639. Group 11 Actuator Assembly, Stabilator

(1) ITEM NO.	(2) SMR CODE	(3) CAGE	(4) PART NUMBER	(5) DESCRIPTION AND USABLE ON CODE (UOC)	(6) QTY
				Group 11 Flight Control System Fig. 639 Actuator Assembly, Stabilator	
1	AOODD	02731	7-31 1D10022-9	• Actuator Assembly	1
2	PAOZZ	02731	7-31 1D10023-3	•• Clevis, Rod End	2
3	PAOZZ	80205	NAS509-12	•• Nut, Plain, Hexagon	2
4	PAOZZ	80205	NAS513-12	•• Washer, Key	2
5	PAOZZ	96906	MS24665-153	•• Pin, Cotter	4
6	PAOZZ	88044	AN310C5	•• Nut, Plain, Castellat	4
7	PAOZZ	80205	NAS1305-48D	•• Bolt, Shear	4
8	PAOZZ	88044	AN960-516L	•• Washer, Flat	4
9	PAOZZ	02731	7-31 1D10028-1	•• Plate, Mounting	1
10	PAODD	02731	7-31 1D10018-3	•• Actuator, Electro-Me	2
11	PAOZZ	96906	MS24665-300	•• Pin, Cotter	2
12	PAOZZ	88044	AN310-6	•• Nut, Plain, Castellat	2
13	PAOZZ	80205	NAS6606D18	•• Bolt, Shear	2
14	PAOZZ	96906	MS20002C6	•• Washer, Recessed	2
15	PAOZZ	02731	HS5542-06002	•• Bushing, Sleeve	2
END OF FIGURE					



M09-973F

Figure 640. Group 11 Controller, Stabilator

(1) ITEM NO.	(2) SMR CODE	(3) CAGE	(4) PART NUMBER	(5) DESCRIPTION AND USABLE ON CODE (UOC)	(6) QTY
				Group 11 Flight Control System Fig. 640 Controller, Stabilator	
1	PAODD	02731	7-21 1D10001-1 1	• Controller, Stabilat	1
2	PAFZZ	73030	775449-1	•• Insulator, Bushing	8
3	PAFZZ	73030	776250-3	•• Mount, Resilient	4
4	PAFZZ	96906	MS27502B21C	•• Cover, Electrical Co	1
5	PAFZZ	96906	MS16995-10	•• Screw, Cap, Socket He	20
6	PAFZZ	96906	MS15795-803	•• Washer, Flat	20
7	PAFZZ	96906	MS51957-13	•• Screw, Machine	4
8	PAFZZ	88044	AN960C4	•• Washer, Flat	20
9	PAFZZ	96906	MS51957-17	•• Screw, Machine	16
10	PAFZZ	73030	775447-2	•• Plate, Retaining, Ele	1
11	PAFZZ	96906	MS51957-30	•• Screw, Machine	2
12	XDFZZ	04643	THWA0612	•• Washer, Flat	2
13	PAFZZ	73030	580114-8	•• Handle	1
14	PAFZZ	73030	768280-1	•• Ferrule, Handle	2
15	PAFZZ	73030	775440-2	•• Circuit Card Assemb	1
16	PAFZZ	96906	MS21083C3	•• Nut, Self-Locking, He	1
17	PAFZZ	88044	AN960JD10	•• Washer, Flat	2
18	PAFZZ	88044	AN960C10	•• Washer, Flat	1
19	PAFZZ	96906	MS35338-138	•• Washer, Lock	1
20	PAFZZ	88044	AN3DD4A	•• Bolt, Machine	1
21	PAFFF	73030	775446-2	•• Cover, Control	1
22	PAFZZ	73030	545442-1 11	••• Bumper, Rubber	2
23	XAFZZ	73030	775446-1 1	••• Cover	1
24	PAFDD	73030	775432-2	•• Circuit Card Assemb	1
25	PAFDD	73030	775434-2	•• Circuit Card Assemb	1
26	PAFDD	73030	775436-2	•• Circuit Card Assemb	1
27	PAFDD	73030	775438-2	•• Circuit Card Assemb	1
28	XDFZZ	73030	69253B3	•• Plate, Ident	1
29	PAFFF	73030	775445-2	•• Chassis, Electrical (See Fig. 641 for Breakdown)	1
30	PAOZZ	80205	NAS1096-3-8	•• Screw, Machine	2
31	PAOZZ	88044	AN960JD10L	•• Washer, Flat	12
32	PAOZZ	96906	MS35340-43	•• Washer, Lock	2
33	PAFZZ	81349	M83413/8-A08BB	•• Lead, Electrical	1
34	PAOZZ	80205	NAS1303-1 1H	•• Bolt, Shear	8
END OF FIGURE					

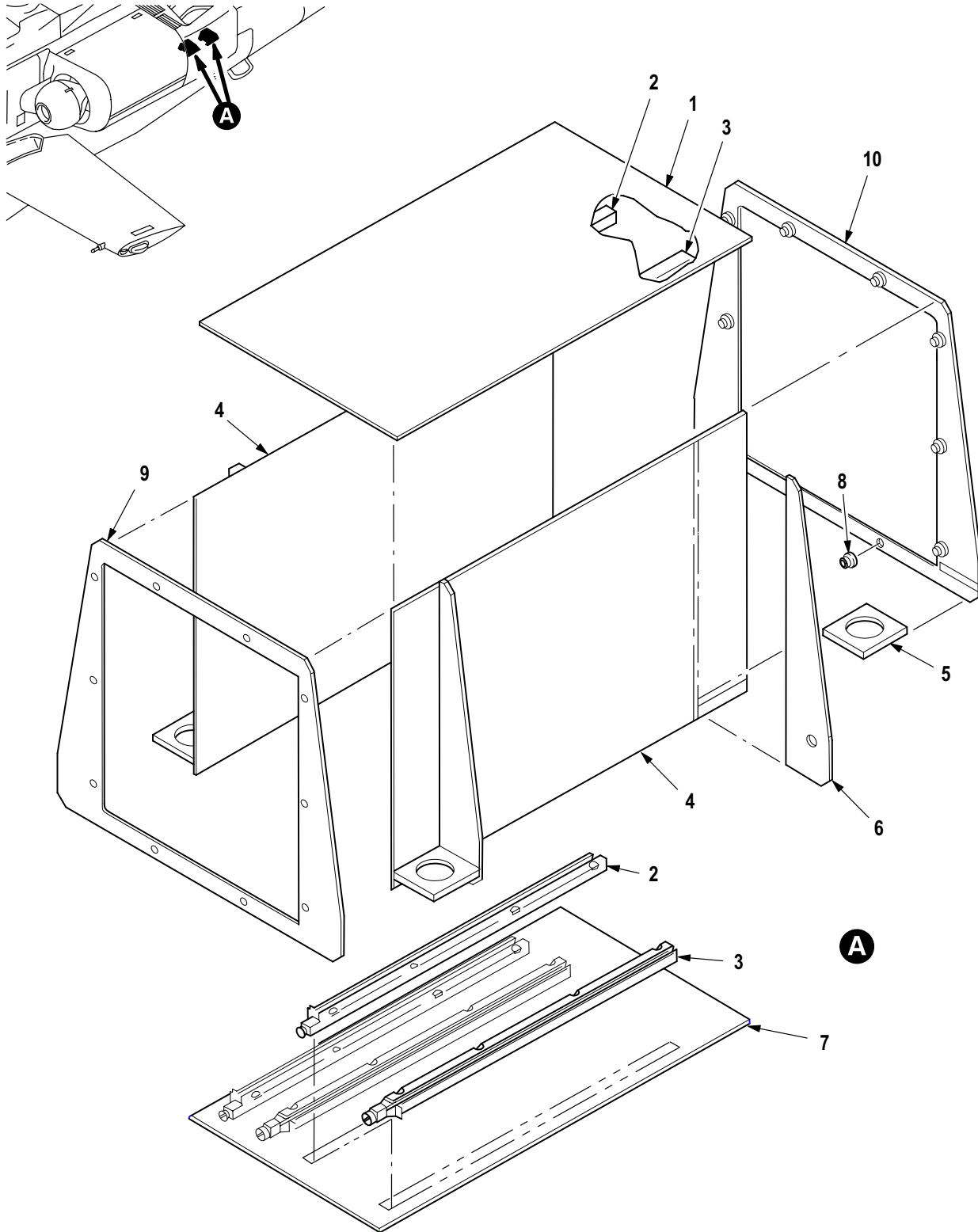
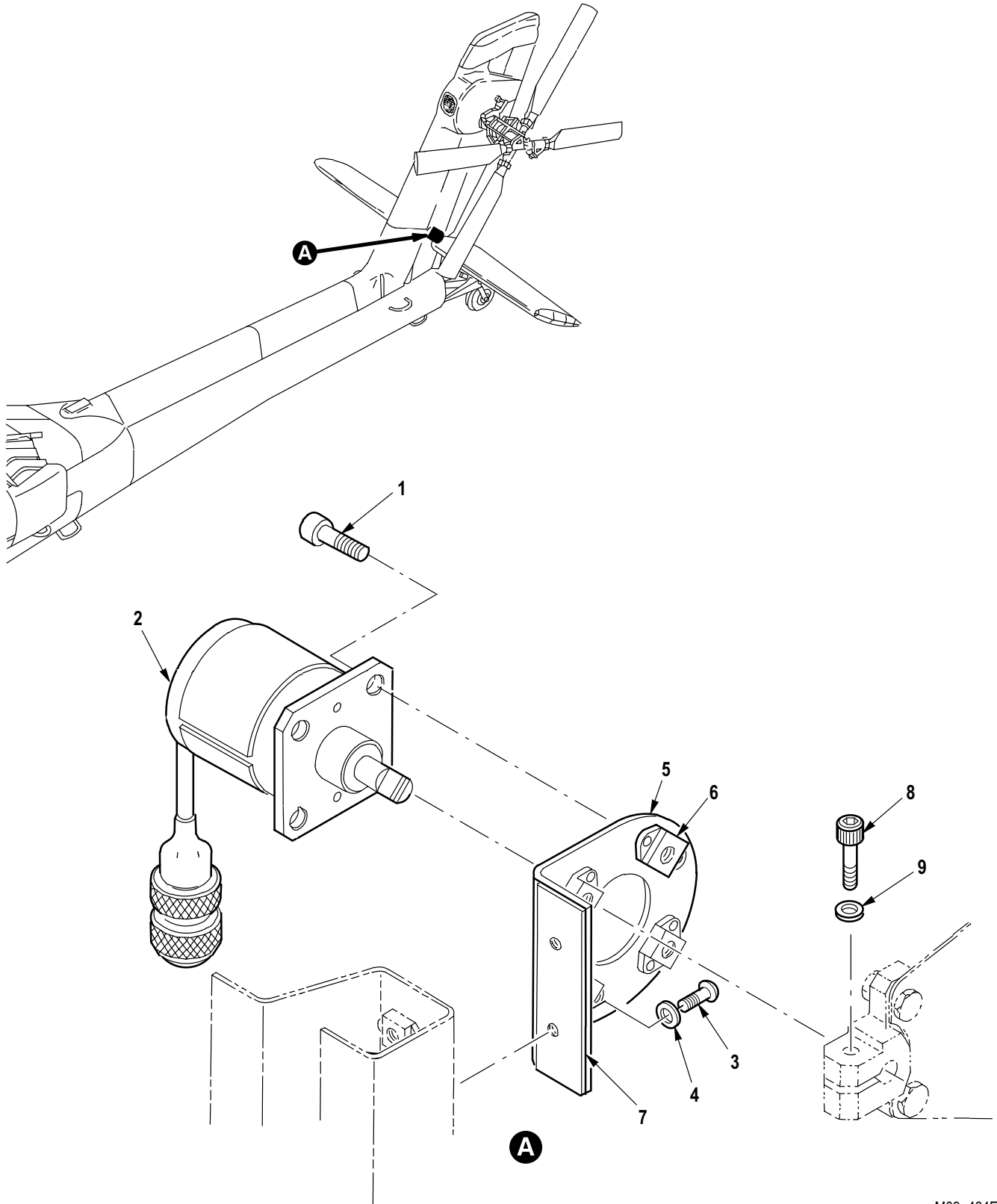


Figure 641. Group 11 Chassis, Electrical
775445-2 (73030)

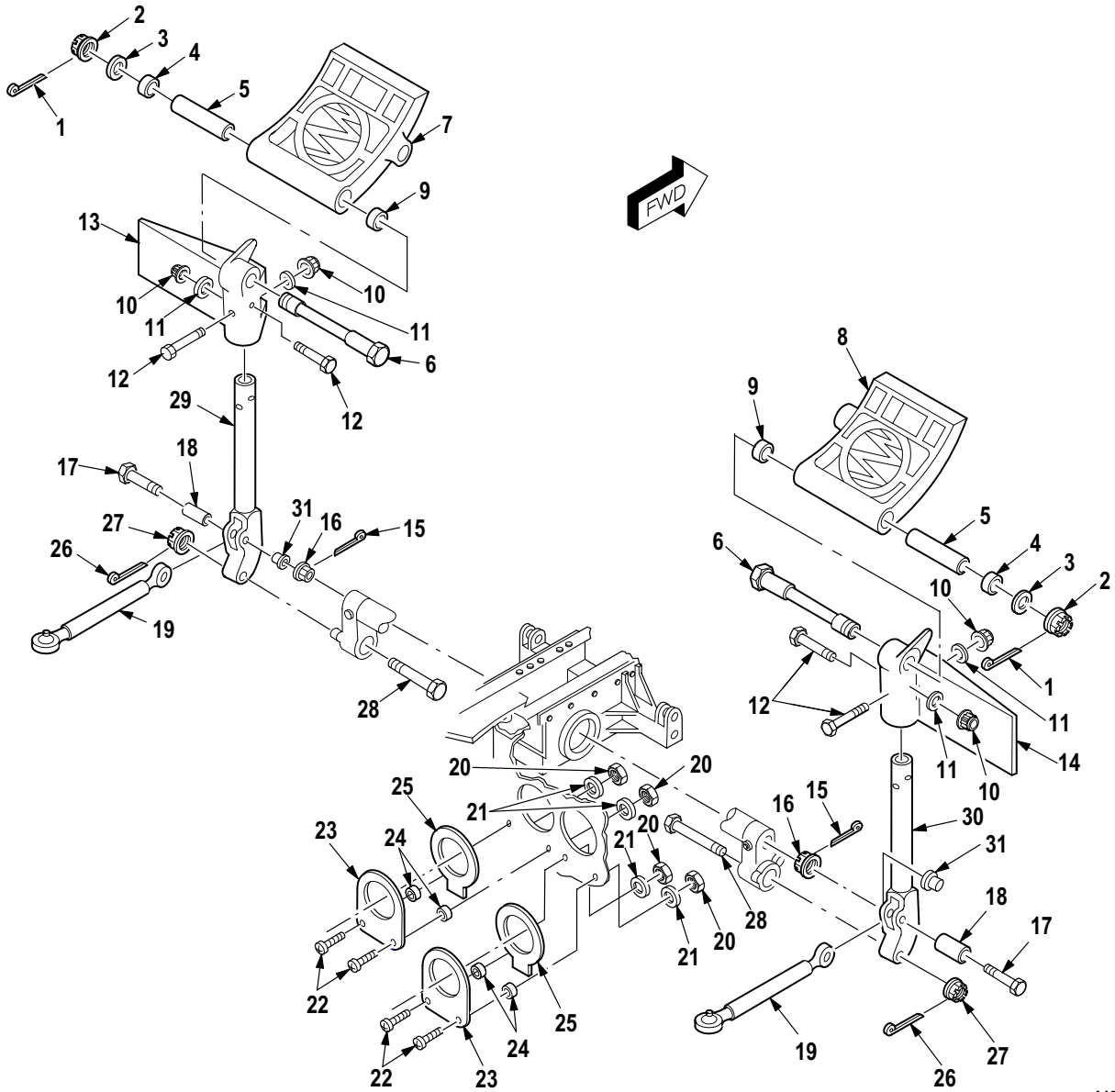
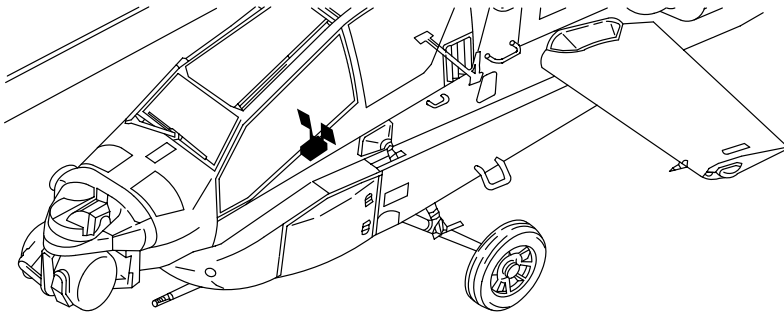
(1) ITEM NO.	(2) SMR CODE	(3) CAGE	(4) PART NUMBER	(5) DESCRIPTION AND USABLE ON CODE (UOC)	(6) QTY
				Group 11 Flight Control System Fig. 641 Chassis, Electrical 775445-2 (73030) See Fig. 640 for NHA	
1	XAFZZ	73030	775445-2-10	• Plate, Top	1
2	PAFZZ	73030	774440-15	• Holder, Electrical C	4
3	PAFZZ	73030	774440-16	• Holder, Electrical C	4
4	XAFZZ	73030	775445-2-30	• Panel, Side	2
5	XAFZZ	73030	775445-2-60	• Pad	4
6	XAFZZ	73030	775445-2-70	• Gusset	4
7	XAFZZ	73030	775445-2-20	• Plate, Bottom	1
8	XAFZZ	73030	729328-5	• Nut, Self Clinching	20
9	XAFZZ	73030	775445-2-40	• Flange	1
10	XAFZZ	73030	775445-2-50	• Flange	1
END OF FIGURE					



M09-484E

Figure 642. Group 11 Transducer, Stabilator Position

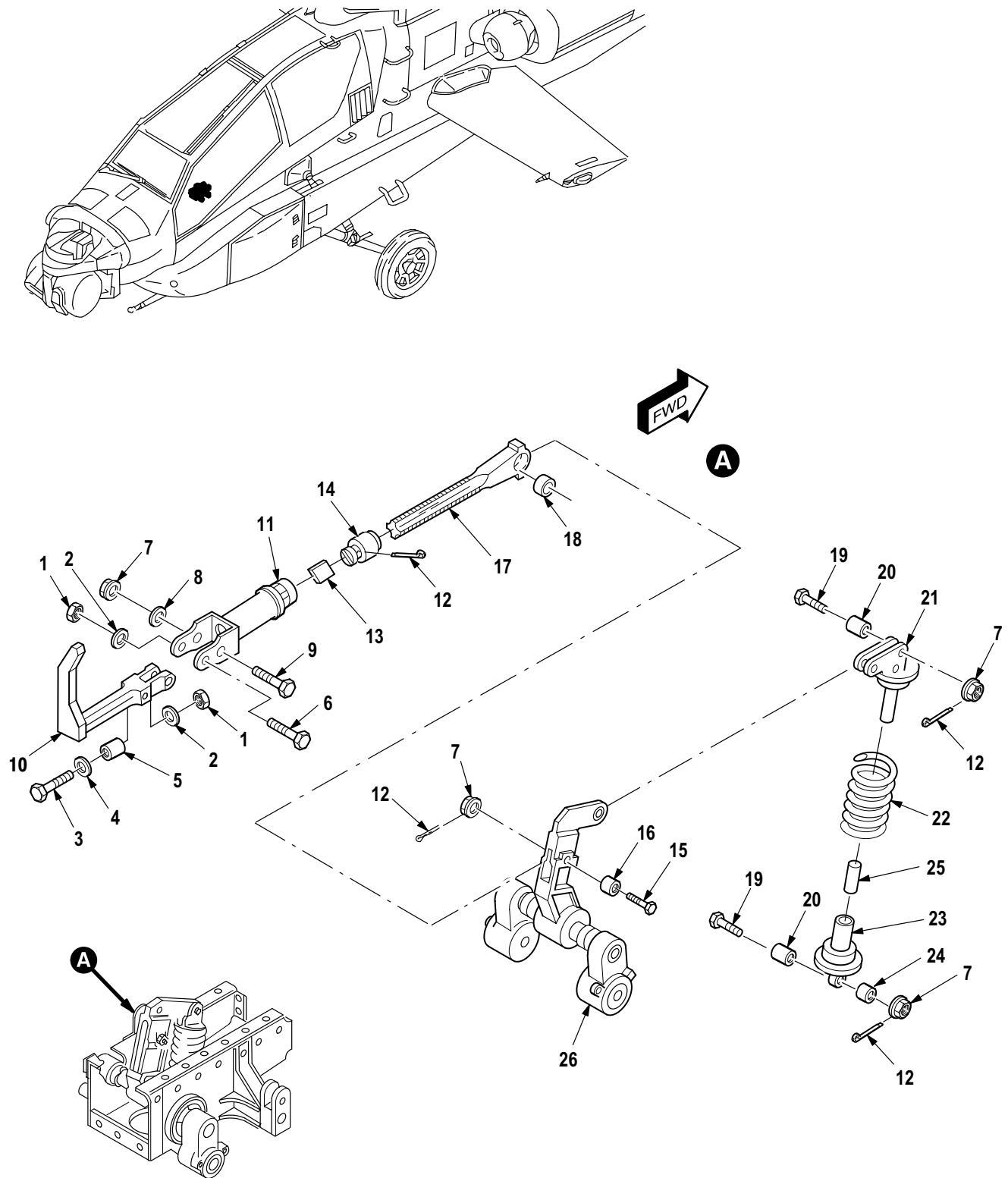
(1) ITEM NO.	(2) SMR CODE	(3) CAGE	(4) PART NUMBER	(5) DESCRIPTION AND USABLE ON CODE (UOC)	(6) QTY
				Group 11 Flight Control System Fig. 642 Transducer, Stabilator Position	
1	PAOZZ	80205	MS16996-10	• Screw, Cap, Socket He	4
2	PAOZZ	02731	7-21 1D10003-1 1	• Transducer, Motional	1
3	PAOZZ	80205	NAS1096-3-8	• Screw, Machine	2
4	PAOZZ	88044	AN960JD10L	• Washer, Flat	2
5	PAOOO	02731	7-21 1D10017	• Bracket Assy, Senso	1
6	PAOZZ	80205	MS21075L3E	• Nut, Self-Locking, Pl	4
7	PAOZZ	02731	7-21 1D10017-5	• Shim	1
8	PAOZZ	02731	HS5482-3-6	• Bolt, Shear	1
9	PAOZZ	02731	HS4244C3	• Washer, Flat	1
END OF FIGURE					



M09-735B

Figure 643. Group 11 Pedal Installation, Pilot Station (Part 1)
7-31 1521000

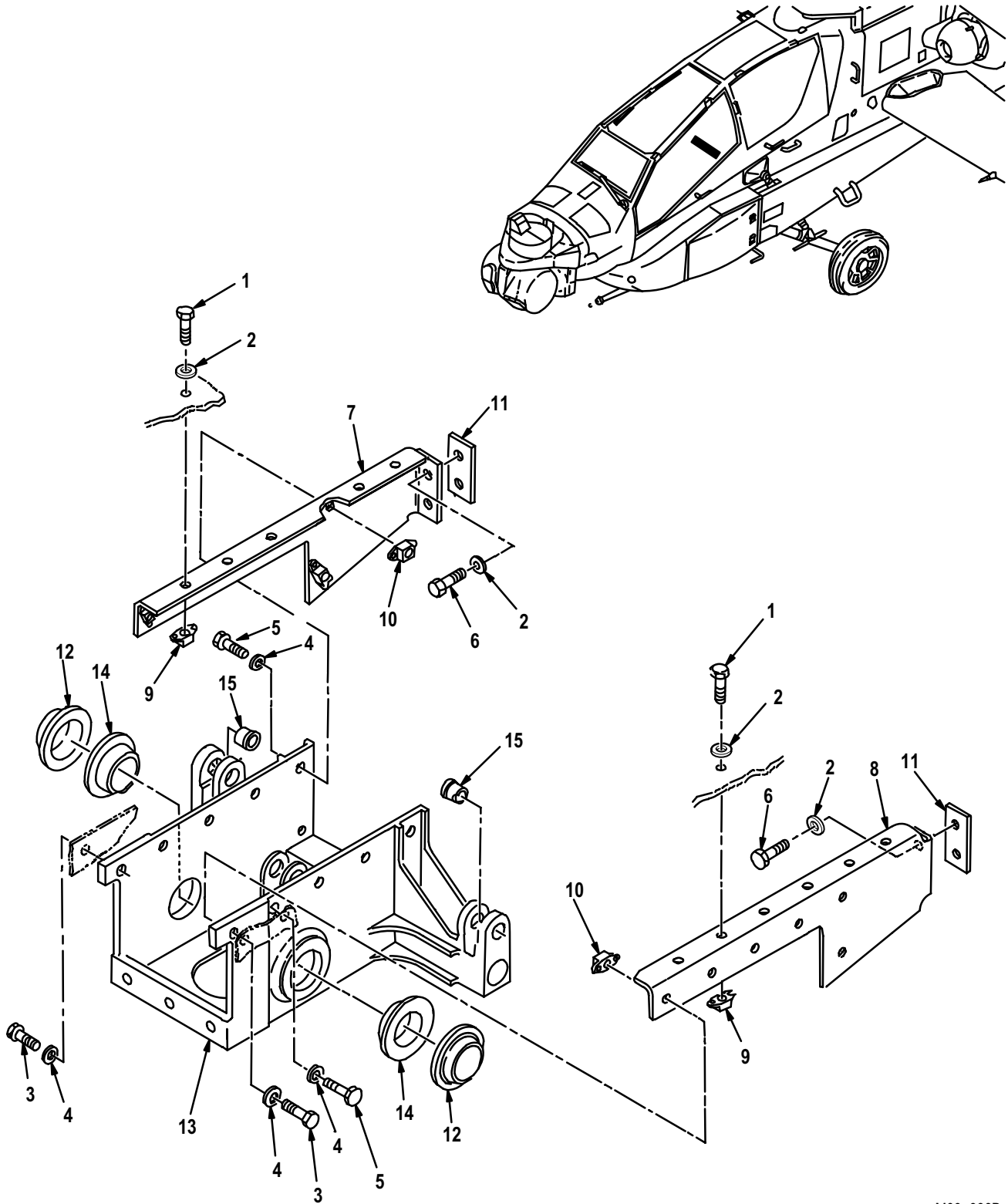
(1) ITEM NO.	(2) SMR CODE	(3) CAGE	(4) PART NUMBER	(5) DESCRIPTION AND USABLE ON CODE (UOC)	(6) QTY
				Group 11 Flight Control System Fig. 643 Pedal Installation, Pilot Station (Part 1) 7-31 1521000	
1	PAOZZ	76005	RS40-7	• Pin, Cotter	2
2	PAOZZ	02731	7-1 15121036	• Nut, Plain, Castellat	2
3	PAOZZ	88044	AN960-1216	• Washer, Flat	2
4	PAOZZ	96906	MS27646-39	• Bearing, Ball, Airfra	2
5	PAOZZ	02731	7-1 15121030	• Spacer, Sleeve	2
6	PAOZZ	02731	7-1 15121033	• Bolt, Rotor Ccctrl	2
7	PAOFF	02731	7-31 1521002-33	• Pedal, Control LH	1
8	PAOFF	02731	7-31 1521002-32	• Pedal, Control RH	1
9	PAFZZ	96906	MS27646-39	• • Bearing, Ball, Airfra	1
10	PAOZZ	80205	MS21042-4	• Nut, Self-Locking, Ex	4
11	PAOZZ	88044	AN960KD416	• Washer, Flat	4
12	PAOZZ	80205	NAS6604-22	• Bolt, Shear	4
13	PAOZZ	02731	7-31 1521004-19	• Skirt, Pedal	1
14	PAOZZ	02731	7-31 1521004-6	• Skirt, Pedal	1
15	PAOZZ	96906	MS24665-153	• Pin, Cotter	3
16	PAOZZ	96906	MS21224-4	• Nut, Self-Locking, As	2
17	PAOZZ	96906	MS27576-4-21	• Bolt, Close Toleranc	2
18	PAOZZ	02731	HS5542-04071	• Bushing, Sleeve	2
19	PAOZZ	02731	7-21 1521023-3	• Rod Assembly, Pedal	2
20	PAOZZ	80205	MS21042L3	• Nut, Self-Locking, Ex	4
21	PAOZZ	88044	AN960JD10L	• Washer, Flat	4
22	PAOZZ	80205	NAS1096-3-10	• Screw, Machine	4
23	PAOZZ	02731	7-31 1518026	• Retainer, Grommet, Pe	2
24	PAOZZ	80205	NAS43DD3-12N	• Spacer, Sleeve	4
25	PAOZZ	02731	7-31 1518025	• Grommet, Metallic	2
26	PAOZZ	96906	MS24665-302	• Pin, Cotter	2
27	PAOZZ	96906	MS21224-8	• Nut, Self-Locking, As	2
28	PAOZZ	96906	MS27576-8-43	• Bolt, Close Toleranc	2
29	PAOFF	02731	7-1 15121005-5	• Support Assy, Pivot LH	1
30	PAOFF	02731	7-1 15121005-6	• Support Assy, Pivot RH	1
31	PAFZZ	02731	HS606S4-16	• • Bushing, Sleeve	1
END OF FIGURE					



M09-985B

Figure 644. Group 11 Pedal Installation, Pilot Station (Part 2)
7-31 1521000

(1) ITEM NO.	(2) SMR CODE	(3) CAGE	(4) PART NUMBER	(5) DESCRIPTION AND USABLE ON CODE (UOC)	(6) QTY
				Group 11 Flight Control System Fig. 644 Pedal Installation, Pilot Station (Part 2) 7-31 1521000	
1	PAOZZ	80205	MS21042L3	• Nut, Self-Locking, Ex	2
2	PAOZZ	88044	AN960JD10L	• Washer, Flat	2
3	PAOZZ	80205	NAS1303-8H	• Bolt, Shear	1
4	PAOZZ	02731	HS306-323	• Washer, Flat	1
5	PAOZZ	02731	HS4653-0002	• Bearing, Ball, Annula	1
6	PAOZZ	80205	NAS1303-18	• Bolt, Shear	1
7	PAOZZ	96906	MS21224-4	• Nut, Self-Locking, As	4
8	PAOZZ	88044	AN960-416L	• Washer, Flat	1
9	PAOZZ	96906	MS27576-4-20	• Bolt, Close Toleranc	1
10	PAOZZ	02731	7-21 1521009	• Handle, Pedal, Pilot	1
11	PAOZZ	02731	7-21 1521008	• Connecting Link, Rig	1
12	PAOZZ	96906	MS24665-153	• Pin, Cotter	4
13	PAOZZ	02731	7-21 1521051	• Key, Safety, Pedal Ad	1
14	XDOZZ	02731	7-21 1521050-3	• Nut, Sleeve	1
15	PAOZZ	96906	MS27576-4-15	• Bolt, Close Toleranc	1
16	PAOZZ	02731	HS5542-04083	• Bushing, Sleeve	2
17	PAOFF	02731	7-21 1521010	• Shaft Assy, Pedal Re	1
18	PAFZZ	81343	MS14103-4	• • Bearing, Plain, Self	1
19	PAOZZ	96906	MS27576-4-12	• Bolt, Close Toleranc	2
20	PAOZZ	02731	HS610SP4369R250Y0 190M	• Bushing, Sleeve	1
21	PAOZZ	02731	7-21 1521043	• Seat, Upper Return S	1
22	PAOZZ	02731	7-21 1521042	• Spring, Pedal Adjust	1
23	PAOFF	02731	7-21 1521044	• Seat Assy, Pedal Spr	1
24	PAFZZ	96906	MS14104-4	• • Bearing, Plain, Self	1
25	PAFZZ	80205	NAS76A6-1 16P	• • Bushing, Sleeve	1
26	PAOFF	02731	7-31 1521035	• Crank Assy, Pedal, Ad (Matched Set) (See Fig. 646 for Breakdown)	1
END OF FIGURE					

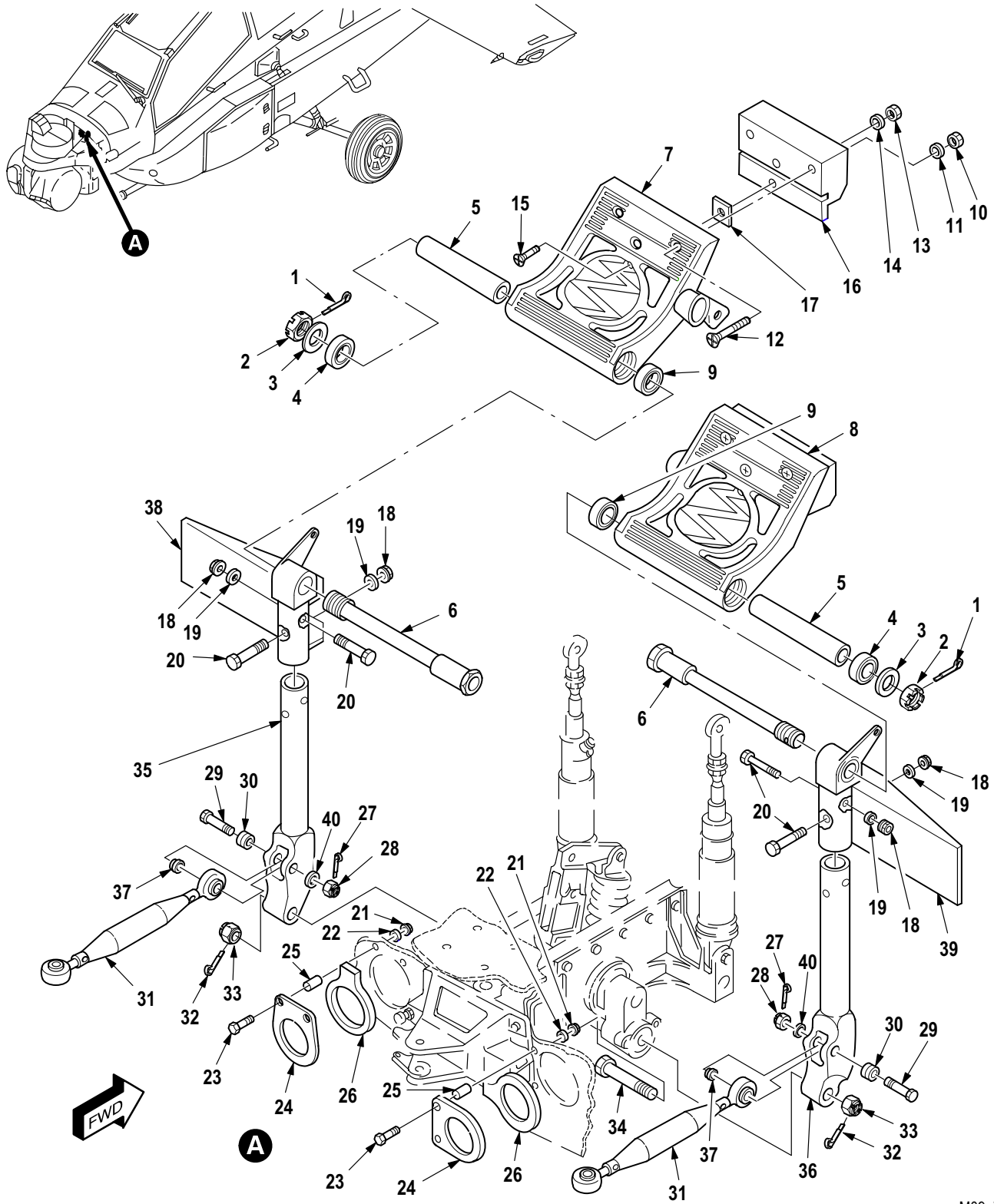


M09-986B

Figure 645. Group 11 Pedal Installation, Pilot Station (Part 3)
7-31 1521000

(1) ITEM NO.	(2) SMR CODE	(3) CAGE	(4) PART NUMBER	(5) DESCRIPTION AND USABLE ON CODE (UOC)	(6) QTY
				Group 11 Flight Control System Fig. 645 Pedal Installation, Pilot Station (Part 3) 7-31 1521000	
1	PAOZZ	80205	NAS6603H3	▪ Bolt, Shear	12
2	PAOZZ	88044	AN960JD10L	▪ Washer, Flat	16
3	PAOZZ	80205	NAS1304-5	▪ Bolt, Machine	2
4	PAOZZ	88044	AN960KD416L	▪ Washer, Flat	12
5	PAOZZ	80205	NAS6604H3	▪ Bolt, Shear	10
6	PAOZZ	80205	NAS6603H4	▪ Bolt, Shear	4
7	PAOOO	02731	7-31 1521037-1	▪ Brace Assy, Control LH	1
8	PAOOO	02731	7-31 1521037-2	▪ Brace Assy, Control RH	1
9	PAOZZ	80205	MS21075L3E	•• Nut, Self-Locking, PI	6
10	PAOZZ	96906	MS21075L4E	•• Nut, Self-Locking, PI	5
11	PAOZZ	02731	7-1 15116058-13	▪ Spacer, Plate	2
12	PAOZZ	02731	7-31 1521031	▪ Spacer, Sleeve	2
13	PAOFF	02731	7-31 1521018-13	▪ Housing Assy, Pedal	1
14	PAFZZ	81349	M81934/2-16C008	•• Bearing, Sleeve	2
15	XDFZZ	02731	HS606S4-12	•• Bushing, Sleeve	2
END OF FIGURE					

(1) ITEM NO.	(2) SMR CODE	(3) CAGE	(4) PART NUMBER	(5) DESCRIPTION AND USABLE ON CODE (UOC)	(6) QTY
				Group 11 Flight Control System Fig. 646 Crank Assembly, Pedal Adjusting (Pilot) 7-31 1521035 See Fig. 644 for NHA	
1	PAFZZ	96906	MS24665-134	• Pin, Cotter	3
2	PAFZZ	96906	MS21224-4	• Nut, Self-Locking, As	3
3	PAFZZ	96906	MS27576-4-31	• Bolt, Close Toleranc	2
4	PAOZZ	02731	HS5542-04028	• Bushing, Sleeve	2
5	PAFZZ	96906	MS27576-4-29	• Bolt, Close Toleranc	1
6	PAOZZ	02731	HS5542-04027	• Bushing, Sleeve	1
7	XDFFF	02731	7-31 1521006	• Bell Crank (Part Of Matched Set P/N 7-311521075)	1
8	PAFZZ	96906	MS14104-4	• • Bearing, Plain, Self-	1
9	XDFZZ	02731	7-31 1521034	• Shaft, Torque, Pedal (Part Of Matched Set P/N 7-311521035)	1
10	PAFZZ	02731	HS4727-3-1	• Screw, Close Toleran	4
11	PAFZZ	02731	7-31 1521038	• Plate, Retaining, Bea	2
12	PAFZZ	96906	MS27647-8	• Bearing, Ball, Airfra	2
13	XDFFF	02731	7-31 1521013	• Support Crank, Pedal (Part Of Matched Set P/N 7-311521035)	1
14	PAFZZ	96906	MS51830CA201L	• • Insert, Screw Thread	4
END OF FIGURE					



M09-753G

Figure 647. Group 11 Pedal Installation, Copilot/Gunner Station (Part 1)
7-31 1522000

(1) ITEM NO.	(2) SMR CODE	(3) CAGE	(4) PART NUMBER	(5) DESCRIPTION AND USABLE ON CODE (UOC)	(6) QTY
				Group 11 Flight Control System Fig. 647 Pedal Installation, Copilot/Gunner Station (Part 1) 7-31 1522000	
1	PAOZZ	76005	RS40-7	• Pin, Cotter	2
2	PAOZZ	02731	7-1 15121036	• Nut, Plain, Castellat	2
3	PAOZZ	88044	AN960-1216	• Washer, Flat	2
4	PAOZZ	96906	MS27646-39	• Bearing, Ball, Airfra	2
5	PAOZZ	02731	7-1 15121030	• Spacer, Sleeve	2
6	PAOZZ	02731	7-1 15121033	• Bolt, Rotor Ccntrl	2
7	PAOFF	02731	7-31 1521002-29	• Pedal, Control	1
8	PAOFF	02731	7-31 1521002-28	• Pedal, Control	1
9	PAFZZ	96906	MS27646-39	• • Bearing, Ball, Airfra	1
10	PAFZZ	80205	MS21042-4	• • Nut, Self-Locking, Ex	3
11	PAFZZ	88044	AN960-416L	• • Washer, Flat	3
12	PAFZZ	80205	NAS517-4-29	• • Screw, Machine	3
13	PAFZZ	80205	MS21042-3	• • Nut, Self-Locking, Ex	1
14	PAFZZ	59875	TX90790-34	• • Washer, Flat	1
15	PAFZZ	80205	NAS517-3-10	• • Screw, Machine	1
16	XDFZZ	02731	7-31 1521020	• • Weight, Counterbalan	1
17	PAFZZ	02731	7-31 1521002-23	• • Shim	1
18	PAOZZ	80205	MS21042-4	• Nut, Self-Locking, Ex	4
19	PAOZZ	88044	AN960KD416	• Washer, Flat	4
20	PAOZZ	80205	NAS6604-20	• Bolt, Shear	4
21	PAOZZ	80205	MS21042L3	• Nut, Self-Locking, Ex	4
22	PAOZZ	88044	AN960JD10L	• Washer, Flat	6
23	PAOZZ	80205	NAS1096-3-10	• Screw, Machine	4
24	PAOZZ	02731	7-31 1518026	• Retainer, Grommet, Pe	2
25	PAOZZ	80205	NAS43DD3-12N	• Spacer, Sleeve	4
26	PAOZZ	02731	7-31 1518025	• Grommet, Metallic	2
27	PAOZZ	96906	MS24665-153	• Pin, Cotter	7
28	PAOZZ	96906	MS21224-4	• Nut, Self-Locking, As	6
29	PAOZZ	96906	MS27576-4-22	• Bolt, Close Toleranc	2
30	PAOZZ	02731	HS5542-04071	• Bushing, Sleeve	2
31	PAOZZ	02731	7-31 1518024	• Push-Pull Rod Assy	1
32	PAOZZ	96906	MS24665-302	• Pin, Cotter	2
33	PAOZZ	96906	MS21224-8	• Nut, Self-Locking, As	2
34	PAOZZ	96906	MS27576-8-43	• Bolt, Close Toleranc	2
35	PAOFF	02731	7-1 15121005-5	• Support Assy, Pivot	1
36	PAOFF	02731	7-1 15121005-6	• Support Assy, Pivot	1
37	PAFZZ	02731	HS606S4-16	• • Bushing, Sleeve	1
38	PAOZZ	02731	7-31 1521004-21	• Skirt, Pedal	1
39	PAOZZ	02731	7-31 1521004-6	• Skirt, Pedal	1
40	PAOZZ	56232	288185	• Washer, Flat	2
END OF FIGURE					

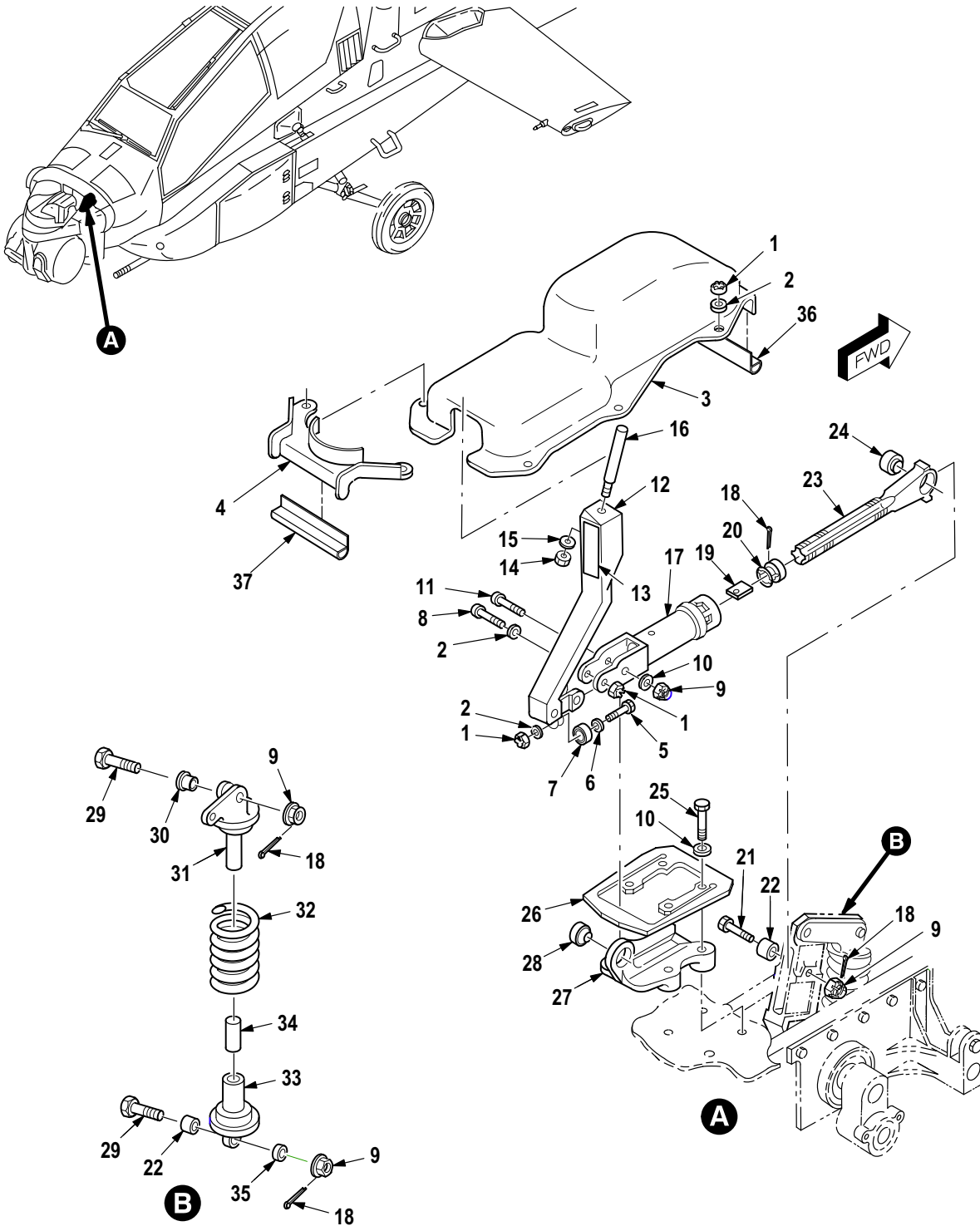
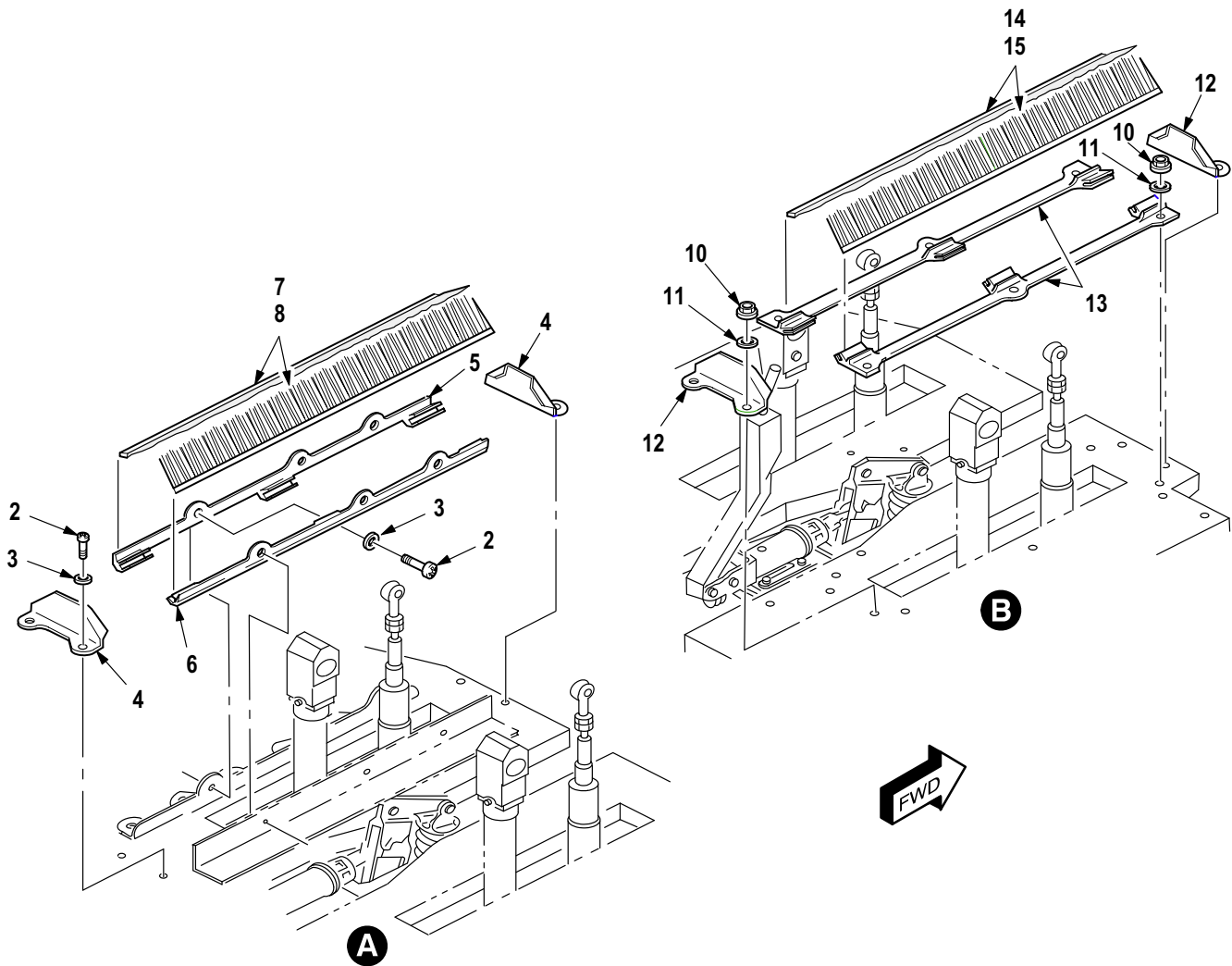
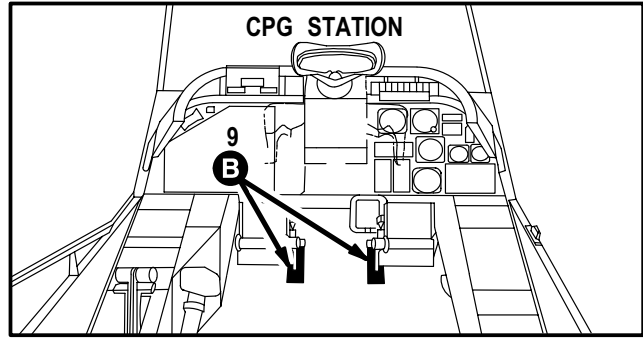
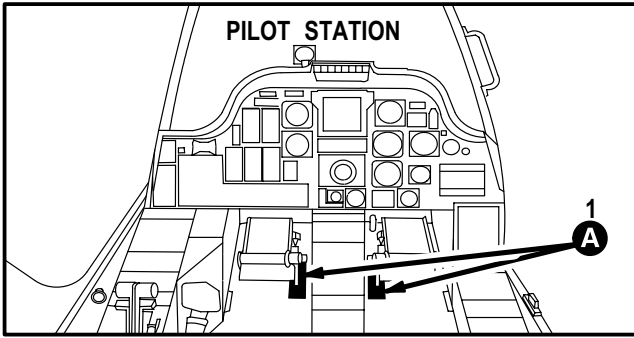


Figure 648. Group 11 Pedal Installation, Copilot/Gunner Station (Part 2)
7-31 1522000

(1) ITEM NO.	(2) SMR CODE	(3) CAGE	(4) PART NUMBER	(5) DESCRIPTION AND USABLE ON CODE (UOC)	(6) QTY
				Group 11 Flight Control System Fig. 648 Pedal Installation, Copilot/Gunner Station (Part 2) 7-31 1522000	
1	PAOZZ	80205	MS21042L3	• Nut, Self-Locking, Ex	8
2	PAOZZ	88044	AN960JD10L	• Washer, Flat	2
3	PAOZZ	02731	7-21 1521054-9	• Cover, Pedal Adjuste	1
4	PAOZZ	02731	7-21 1521054-1 1	• Shield Adjust	1
5	PAOZZ	80205	NAS1303-8H	• Bolt, Shear	1
6	PAOZZ	02731	HS306-323	• Washer, Flat	1
7	PAOZZ	02731	HS4653-0002	• Bearing, Ball, Annula	1
8	PAOZZ	80205	NAS1303-18	• Bolt, Shear	1
9	PAOZZ	96906	MS21224-4	• Nut, Self-Locking, As	4
10	PAOZZ	88044	AN960-416L	• Washer, Flat	5
11	PAOZZ	96906	MS27576-4-20	• Bolt, Close Toleranc	1
12	PAOZZ	02731	7-21 1521047-7	• Handle Assy, Pedal	1
13	XDOZZ	02731	7-21 1521055	• • Plate	1
14	PAOZZ	80205	MS21042-4	• Nut, Self-Locking, Ex	1
15	PAOZZ	88044	AN960KD416	• Washer, Flat	1
16	PAOZZ	02731	7-21 1521048	• Handle Assy, Extensi	1
17	PAOZZ	02731	7-21 1521008	• Connecting Link, Rig	1
18	PAOZZ	96906	MS24665-153	• Pin, Cotter	5
19	PAOZZ	02731	7-21 1521051	• Key, Safety, Pedal Ad	1
20	PAOZZ	02731	7-21 1521050-3	• Nut, Sleeve	1
21	PAOZZ	96906	MS27576-4-15	• Bolt, Close Toleranc	1
22	PAOZZ	02731	HS5542-04056	• Bushing, Sleeve	2
23	PAOFF	02731	7-21 1521010	• Shaft Assy, Pedal Re	1
24	PAFZZ	81343	MS14103-4	• • Bearing, Plain, Self	1
25	XDOZZ	80205	NAS1304-18H	• Bolt, Shear	4
26	PAOZZ	02731	7-21 1521049-5	• Spring, Pedal Engagem	1
27	PAOFF	02731	7-31 1521046	• Support Assy, Pedal	1
28	PAFZZ	02731	HS4608-4	• • Bearing, Plain, Self	1
29	PAOZZ	96906	MS27576-4-12	• Bolt, Close Toleranc	2
30	PAOZZ	02731	HS610SP4369R250Y0 190M	• Bushing, Sleeve	1
31	PAOZZ	02731	7-21 1521043	• Seat, Upper Return S	1
32	PAOZZ	02731	7-21 1521042	• Spring, Pedal Adjust	1
33	PAOFF	02731	7-21 1521044	• Seat Assy, Pedal Spr	1
34	PAFZZ	80205	NAS76A6-1 16P	• • Bushing, Sleeve	1
35	PAFZZ	96906	MS14104-4	• • Bearing, Plain, Self	1
36	PAOZZ	02731	HS4027-0222	• Seal, Nonmetallic, Sp	1
37	PAOZZ	02731	HS4027-0408	• Seal, Nonmetallic, Sp	1
END OF FIGURE					

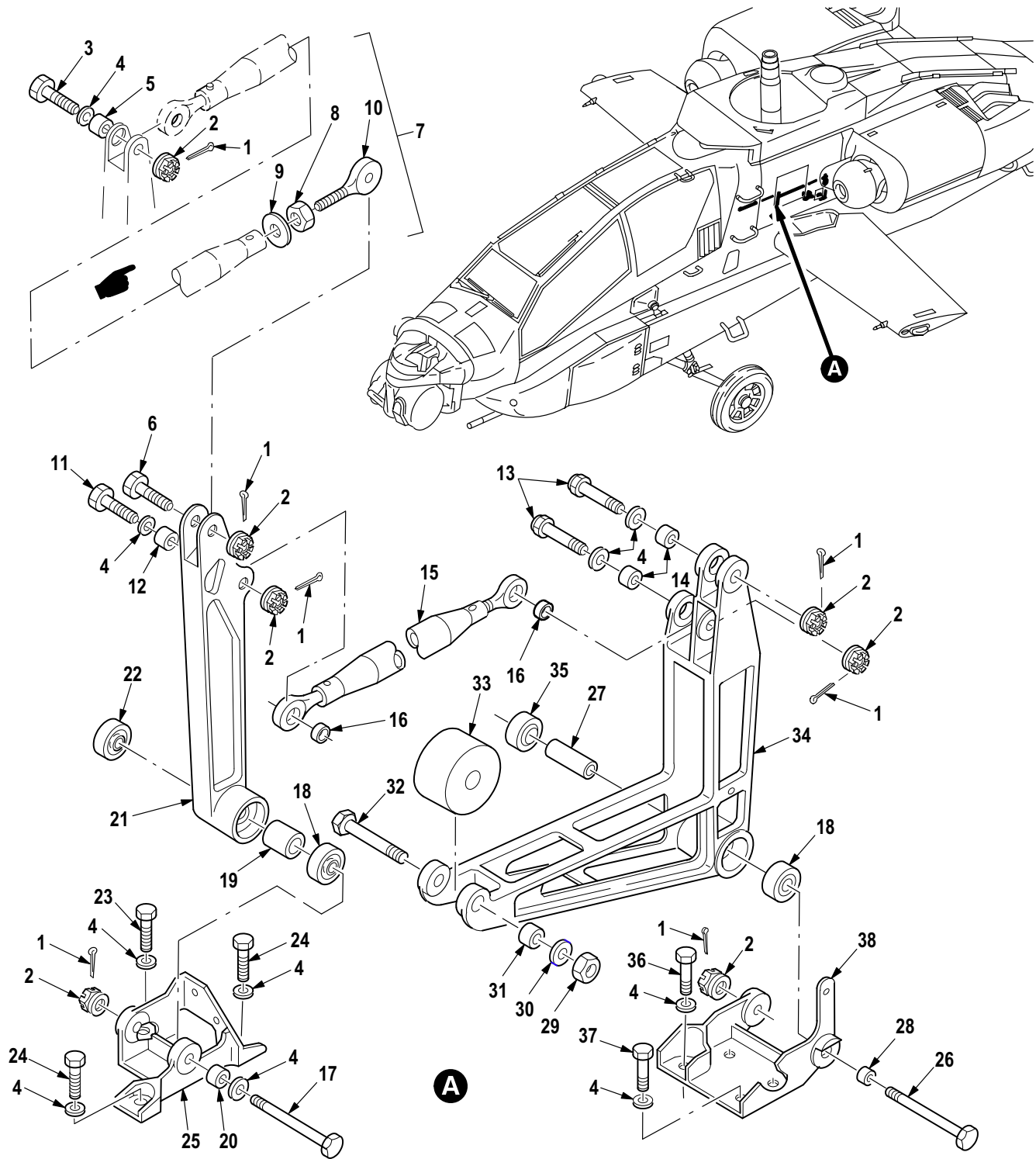
(1) ITEM NO.	(2) SMR CODE	(3) CAGE	(4) PART NUMBER	(5) DESCRIPTION AND USABLE ON CODE (UOC)	(6) QTY
				Group 11 Flight Control System Fig. 649 Pedal Installation, Copilot/Gunner Station (Part 3) 7-31 1522000	
1	PAOFF	02731	7-31 1521035	• Crank Assy, Pedal, Ad	1
2	PAFZZ	96906	MS27576-4-29	•• Bolt, Close Toleranc	1
3	PAFZZ	96906	MS27576-4-31	•• Bolt, Close Toleranc	2
4	PAOZZ	02731	HS5542-04027	•• Bushing, Sleeve	1
5	PAOZZ	02731	HS5542-04028	•• Bushing, Sleeve	2
6	PAFZZ	96906	MS21224-4	•• Nut, Self-Locking, As	3
7	PAFZZ	96906	MS24665-134	•• Pin, Cotter	3
8	PAFZZ	02731	HS4727-3-1	•• Screw, Close Toleran	4
9	PAFZZ	02731	7-31 1521038	•• Plate, Retaining, Bea	2
10	PAFZZ	96906	MS27647-8	•• Bearing, Ball, Airfra	2
11	XDFFF	02731	7-31 1521006	•• Bell Crank (Part Of Matched Set P/N 7-311521035)	1
12	PAFZZ	96906	MS14104-4	••• Bearing, Plain, Self-	1
13	XDFZZ	02731	7-31 1521034	•• Shaft, Torque, Pedal (Part Of Matched Set P/N 7-311521035)	1
14	XDFFF	02731	7-31 1521013	•• Support Crank, Pedal (Part Of Matched Set P/N 7-311521035)	1
15	PAFZZ	96906	MS51830CA201L	••• Insert, Screw Thread	4
16	PAOZZ	80205	NAS6604H4	• Bolt, Shear	7
17	PAOZZ	80205	NAS1304-5	• Bolt, Machine	7
18	PAOZZ	88044	AN960KD416L	• Washer, Flat	14
19	PAOZZ	02731	HS5542-04017	• Bushing, Sleeve	7
20	PAOFF	02731	7-31 1521018-15	• Housing Assy, Pedal	1
21	XDFZZ	02731	HS606S4-12	•• Bushing, Sleeve	2
22	PAFZZ	81349	M81934/2-16C008	•• Bearing, Sleeve	2
23	PAOZZ	02731	7-31 1521031	• Spacer, Sleeve	2
END OF FIGURE					



M09-755A

Figure 650. Group 11 Cover Installation, Protective (Pilot and Copilot/Gunner)

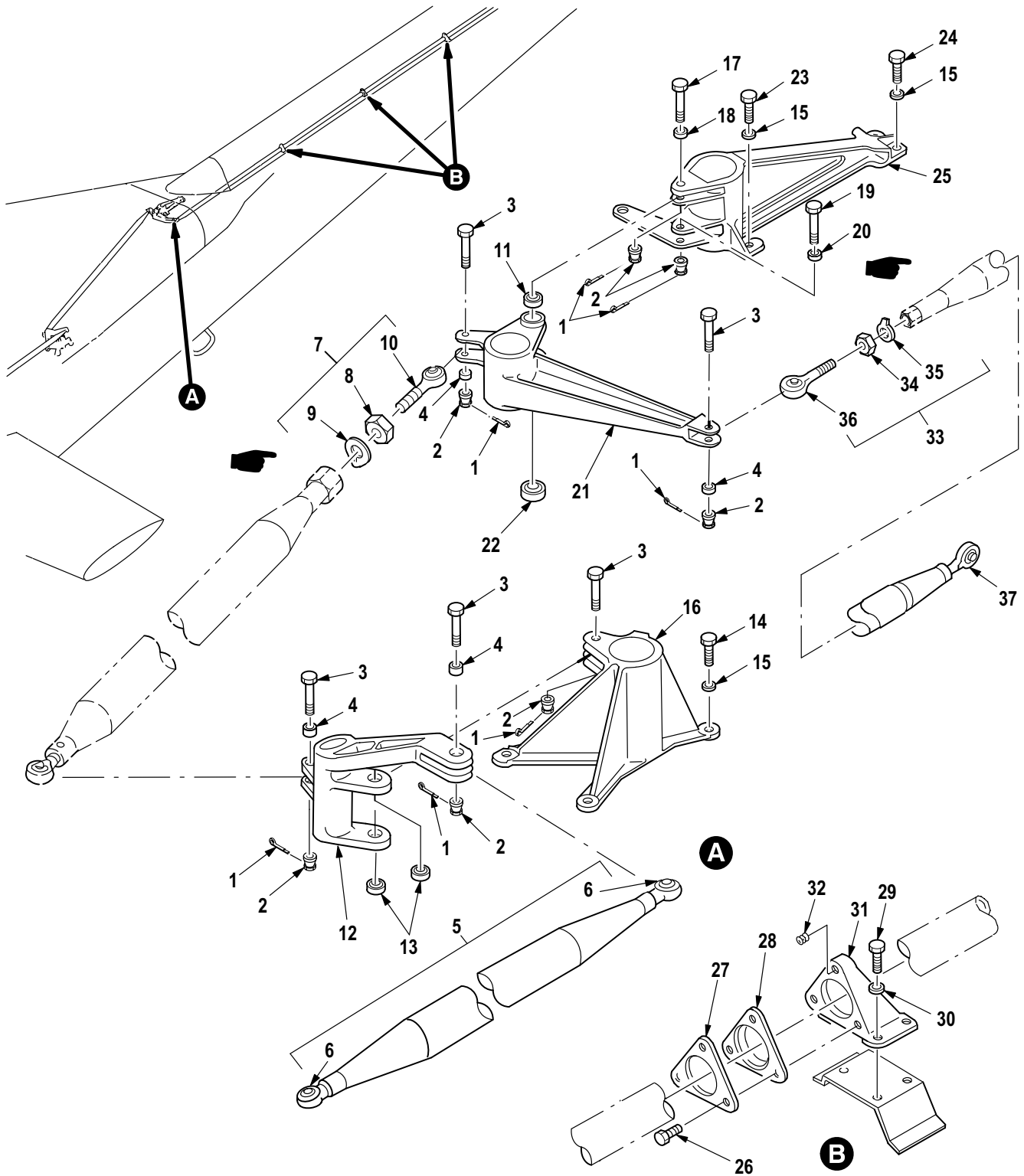
(1) ITEM NO.	(2) SMR CODE	(3) CAGE	(4) PART NUMBER	(5) DESCRIPTION AND USABLE ON CODE (UOC)	(6) QTY
				Group 11 Flight Control System Fig. 650 Cover Installation, Protective (Pilot and Copilot/Gunner)	
1	AOOOO	02731	7-21 1521060-3	• Cover, Protective, Pilot	1
2	PAOZZ	80205	NAS1403-2	•• Screw, Machine	20
3	PAOZZ	59875	TX90790-34	•• Washer, Flat	20
4	PAOZZ	02731	7-21 1521076	•• Closure, Protective	4
5	PAOZZ	02731	7-21 1521074-4	•• Retainer, Protective	2
6	PAOZZ	02731	7-21 1521074-3	•• Retainer, Protective	2
7	PAOZZ	02731	7-21 1521078-5	•• Brush Assy, Cover RH	2
8	PAOZZ	02731	7-21 1521078-3	•• Brush Assy, Cover LH	2
9	AOOOO	02731	7-21 1521061	• Cover, Protective, Copilot/Gunner	1
10	PAOZZ	80205	MS21042-3	•• Nut, Self-Locking, Ex	20
11	PAOZZ	59875	TX90790-34	•• Washer, Flat	20
12	PAOZZ	02731	7-21 1521076	•• Closure, Protective	4
13	PAOZZ	02731	7-21 1521075	•• Retainer, Protective	4
14	PAOZZ	02731	7-21 1521078-9	•• Brush Assy, Cover RH	2
15	PAOZZ	02731	7-21 1521078-7	•• Brush Assy, Cover LH	2
END OF FIGURE					



M09-104H

Figure 651. Group 11 Linkage Installation, Tail Rotor Mid Fuselage (FS 164 to FS 216)
7-31 1523000

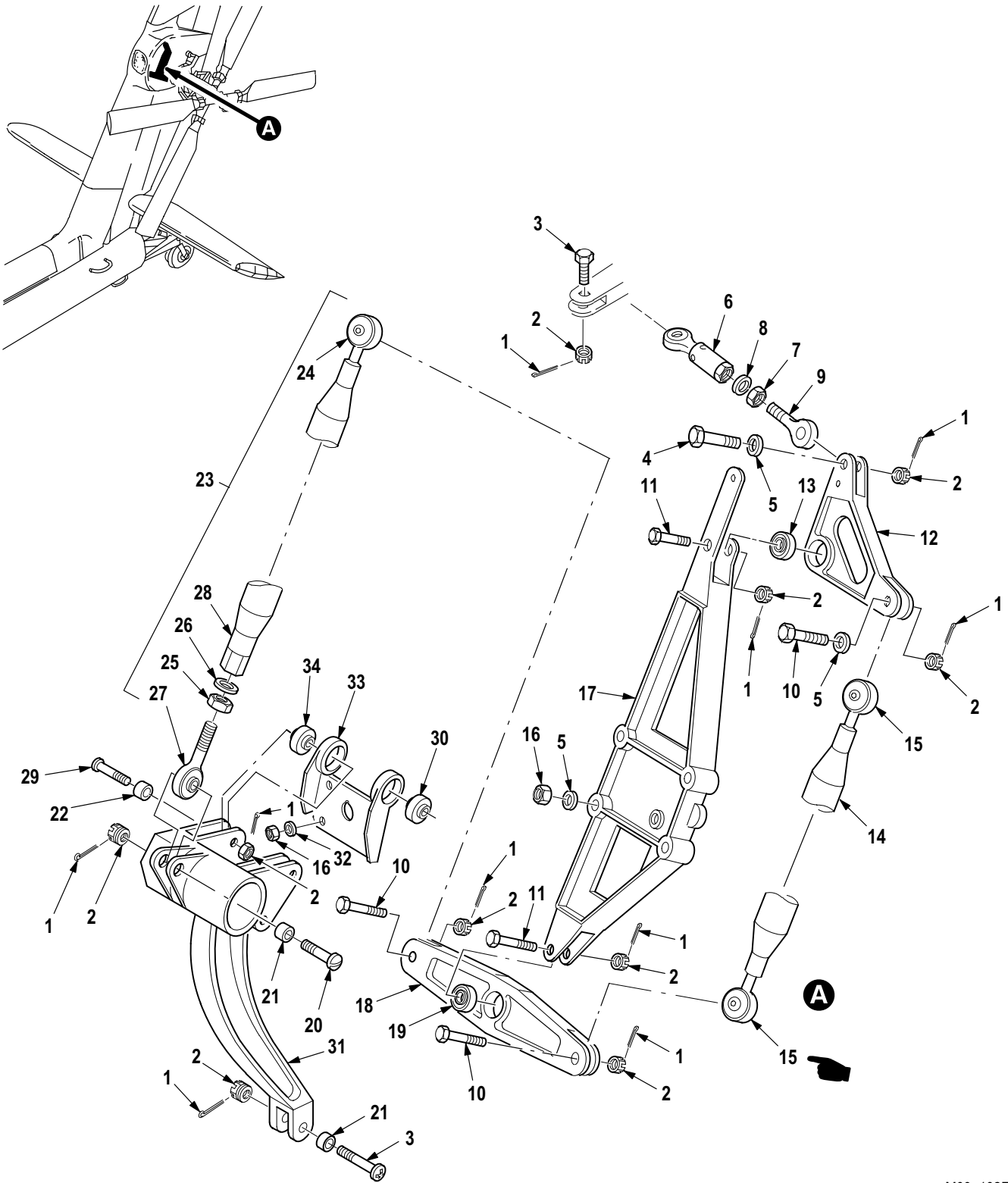
(1) ITEM NO.	(2) SMR CODE	(3) CAGE	(4) PART NUMBER	(5) DESCRIPTION AND USABLE ON CODE (UOC)	(6) QTY
				Group 11 Flight Control System Fig. 651 Linkage Installation, Tail Rotor Mid Fuselage (FS 164 to FS 216) 7-31 1523000	
1	PAOZZ	96906	MS24665-153	• Pin, Cotter	7
2	PAOZZ	96906	MS21224-4	• Nut, Self-Locking, As	7
3	PAOZZ	96906	MS27576-4-14	• Bolt, Close Toleranc	1
4	PAOZZ	88044	AN960KD416L	• Washer, Flat	12
5	PAOZZ	02731	HS5542-04089	• Bushing, Sleeve	1
6	PAOZZ	96906	MS27576-4-13	• Bolt, Close Toleranc	1
7	PAOOO	02731	7-21 1524001-5	• Rod Assembly, Linkag	1
8	PAOZZ	80205	NAS509-6	• • Nut, Plain, Hexagon	1
9	PAOZZ	80205	NAS513-6	• • Washer, Key	1
10	PAOZZ	96906	MS21151-8C	• • Bearing, Ball, Rod En	1
11	PAOZZ	96906	MS27576-4-15	• Bolt, Close Toleranc	1
12	PAOZZ	02731	HS5542-04023	• Bushing, Sleeve	1
13	PAOZZ	96906	MS27576-4-17	• Bolt, Close Toleranc	2
14	PAOZZ	02731	HS5542-04090	• Bushing, Sleeve	2
15	PAOOO	02731	7-21 1524001-7	• Rod Assembly, Linkag	1
16	PAOZZ	96906	MS21151-8	• • Bearing, Ball, Rod En	2
17	PAOZZ	96906	MS27576-4-36	• Bolt, Close Toleranc	1
18	PAOZZ	96906	MS27640-4	• Bearing, Ball, Airfra	2
19	PAOZZ	02731	7-21 1523015-3	• Spacer, Sleeve	1
20	PAOZZ	02731	HS5542-04040	• Bushing, Sleeve	1
21	PAOFF	02731	7-21 1523013	• Bell Crank	1
22	PAFZZ	96906	MS27640-4	• • Bearing, Ball, Airfra	1
23	PAOZZ	80205	NAS6604-7	• Bolt, Shear	1
24	PAOZZ	80205	NAS6604-8	• Bolt, Shear	2
25	PAOZZ	02731	7-31 1523009	• Fitting, Tail Rotor	1
26	PAOZZ	96906	MS27576-4-45	• Bolt, Close Toleranc	1
27	PAOZZ	02731	7-21 1523015-7	• Spacer, Sleeve	1
28	PAOZZ	02731	HS5542-04039	• Bushing, Sleeve	1
29	PAOZZ	80205	MS21042L4	• Nut, Self-Locking, Ex	1
30	PAOZZ	88044	AN960KD416	• Washer, Flat	1
31	PAOZZ	02731	HS5542-04091	• Bushing, Sleeve	1
32	PAOZZ	80205	NAS6604-29	• Bolt, Shear	1
33	PAOZZ	02731	7-31 1525075-3	• Weight, Counterbalan	1
34	PAOFF	02731	7-31 1523014-5	• Bell Crank	1
35	PAFZZ	96906	MS27640-4	• • Bearing, Ball, Airfra	1
36	PAOZZ	80205	NAS6604H9	• Bolt, Shear	2
37	PAOZZ	80205	NAS6604H10	• Bolt, Shear	2
38	PAOZZ	02731	7-31 1523003-5	• Bracket, Control	1
END OF FIGURE					



M09-756E

Figure 652. Group 11 Linkage Installation, Tail Rotor AFT Fuselage (FS 275 to FS 477)
7-31 1524000

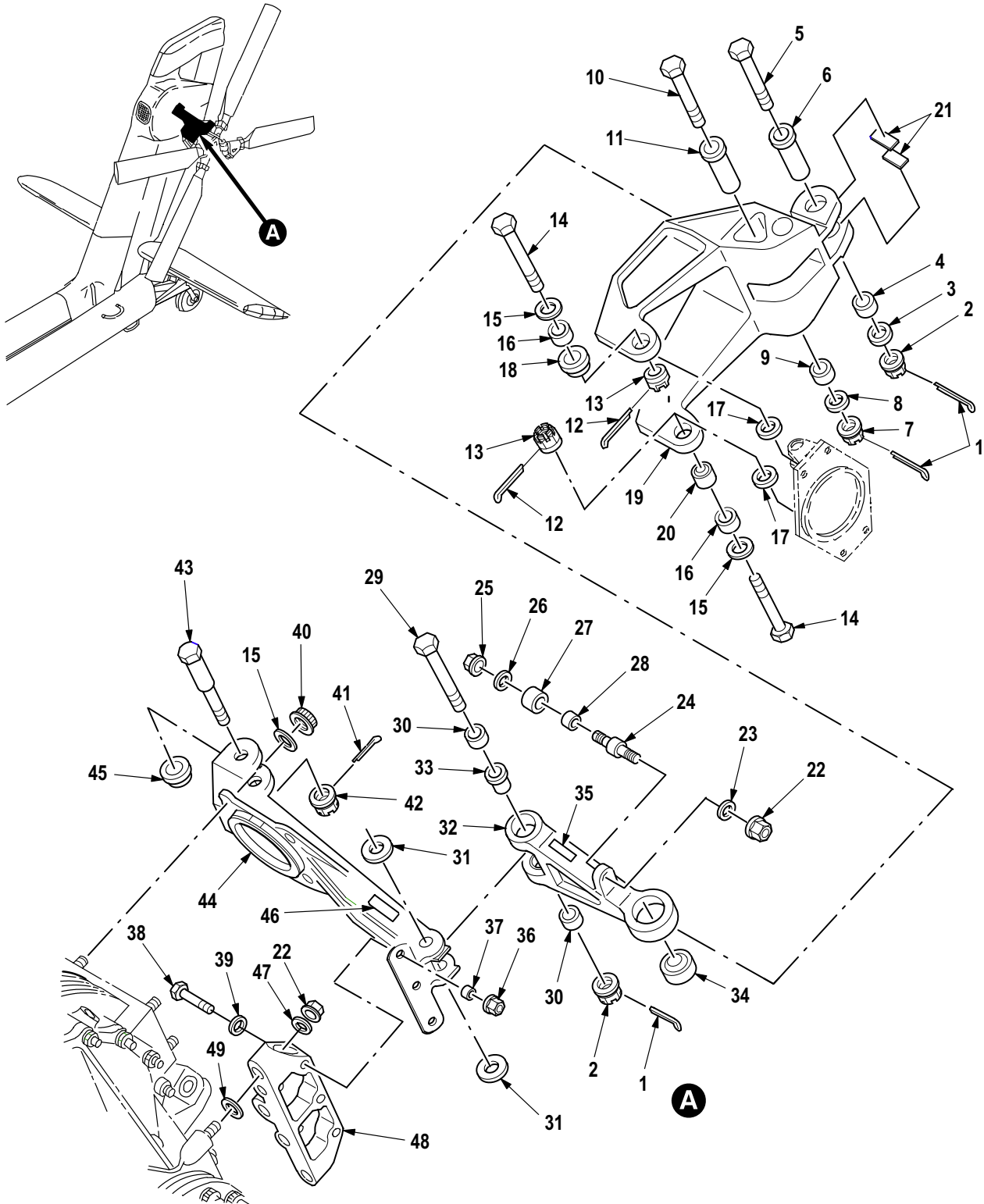
(1) ITEM NO.	(2) SMR CODE	(3) CAGE	(4) PART NUMBER	(5) DESCRIPTION AND USABLE ON CODE (UOC)	(6) QTY
				Group 11 Flight Control System Fig. 652 Linkage Installation, Tail Rotor AFT Fuselage (FS 275 to FS 477) 7-31 1524000	
1	PAOZZ	96906	MS24665-153	• Pin, Cotter	8
2	PAOZZ	96906	MS21224-4	• Nut, Self-Locking, As	8
3	PAOZZ	96906	MS27576-4-16	• Bolt, Close Toleranc	6
4	PAOZZ	02731	HS5542-04098	• Bushing, Sleeve	4
5	PAOOZ	34742	6027-1	• Connecting Link, Rig	1
6	PAOZZ	96906	MS21151-8	•• Bearing, Ball, Rod En	2
7	PAOOO	02731	7-21 1524001-1 1	• Connecting Link, Rig	1
8	PAOZZ	80205	NAS509-6	•• Nut, Plain, Hexagon	1
9	PAOZZ	80205	NAS513-6	•• Washer, Key	1
10	PAOZZ	96906	MS21151-8C	•• Bearing, Ball, Rod En	1
11	PAOZZ	96906	MS27649-4	• Bearing, Ball, Airfra	2
12	PAOFF	02731	7-31 1524009	• Bell Crank	1
13	PAFZZ	96906	MS27640-4	•• Bearing, Ball, Airfra	1
14	PAOZZ	80205	NAS6604H9	• Bolt, Shear	4
15	PAOZZ	88044	AN960KD416L	• Washer, Flat	6
16	PAOZZ	02731	7-31 1524004-3	• Bracket, Rotor Contr	1
17	PAOZZ	96906	MS27576-4-13	• Bolt, Close Toleranc	1
18	PAOZZ	02731	HS5542-04095	• Bushing, Sleeve	1
19	PAOZZ	96906	MS27576-4-14	• Bolt, Close Toleranc	1
20	PAOZZ	02731	HS5542-04097	• Bushing, Sleeve	1
21	PAOFF	02731	7-31 1524010	• Bell Crank	1
22	PAFZZ	96906	MS27640-4	•• Bearing, Ball, Airfra	1
23	PAOZZ	80205	NAS6604-7	• Bolt, Shear (Usbl Eff 82-23355 thru 88-0215)	2
23	PAOZZ	80205	NAS6604H8	• Bolt, Shear (Usbl Eff 88-0216 and Subs)	2
24	PAOZZ	80205	NAS1304-5	• Bolt, Machine	2
25	PAOZZ	02731	7-31 1524005	• Bracket Tail Rotor	1
26	PAOZZ	80205	NAS6603-1	• Bolt, Shear	9
27	PAOZZ	02731	7-21 1524068	• Gasket	3
28	PAOZZ	02731	7-21 1524065-3	• Grommet, Nonmetallic	3
29	PAOZZ	80205	NAS6603-2	• Bolt, Shear	9
30	PAOZZ	80205	NAS620-10L	• Washer, Flat	9
31	PAOOO	02731	7-31 1524064	• Guide, Pushrod	3
32	PAOZZ	96906	MS51830CA201L	•• Insert, Screw Thread	3
33	PAOOO	02731	7-21 1524066-1 1	• Push Rod Assy, Tail	1
34	PAOZZ	80205	NAS509-6	•• Nut, Plain, Hexagon	1
35	PAOZZ	80205	NAS513-6	•• Washer, Key	1
36	PAOZZ	96906	MS21151-8C	•• Bearing, Ball, Rod En	1
37	XDOZZ	02731	7-21 1524067	•• Sleeve, Push Rod, Tai	6
END OF FIGURE					



M09-102F

Figure 653. Group 11 Linkage and Actuator Installation, Tail Rotor Controls (Part 1)
7-31 1525000

(1) ITEM NO.	(2) SMR CODE	(3) CAGE	(4) PART NUMBER	(5) DESCRIPTION AND USABLE ON CODE (UOC)	(6) QTY
				Group 11 Flight Control System Fig. 653 Linkage and Actuator Installation, Tail Rotor Controls (Part 1) 7-31 1525000	
1	PAOZZ	96906	MS24665-153	• Pin, Cotter	10
2	PAOZZ	96906	MS21224-4	• Nut, Self-Locking, As	11
3	PAOZZ	96906	MS27576-4-16	• Bolt, Close Toleranc	2
4	PAOZZ	96906	MS27576-4-14	• Bolt, Close Toleranc	1
5	PAOZZ	88044	AN960KD416L	• Washer, Flat	6
6	PAOOO	02731	7-21 1525051-3	• Link Assy, Tail Roto	1
7	PAOZZ	80205	NAS509-6	•• Nut, Plain, Hexagon	1
8	PAOZZ	80205	NAS513-6	•• Washer, Key	1
9	PAOZZ	96906	MS21151-8C	•• Bearing, Ball, Rod En	1
10	PAOZZ	96906	MS27576-4-13	• Bolt, Close Toleranc	3
11	PAOZZ	96906	MS27576-4-21	• Bolt, Close Toleranc	2
12	PAOFF	02731	7-21 1525045	• Bell Crank	1
13	PAFZZ	96906	MS27647-4	•• Bearing, Ball, Airfra	1
14	PAOOO	02731	7-21 1524001-15	• Push-Pull Rod Assy	1
15	PAOZZ	96906	MS21151-8	•• Bearing, Ball, Rod En	2
16	PAOZZ	80205	MS21042L4	• Nut, Self-Locking, Ex	4
17	PAOZZ	02731	7-31 1525043	• Bracket, Rotor Contr	1
18	PAOFF	02731	7-21 1525044	• Bell Crank	1
19	PAFZZ	96906	MS27647-4	•• Bearing, Ball, Airfra	1
20	PAOZZ	96906	MS27576-4-17	• Bolt, Close Toleranc	1
21	PAOZZ	02731	HS5542-04099	• Bushing, Sleeve	2
22	PAFZZ	02731	HS5542-04100	• Bushing, Sleeve	2
23	PAOOO	02731	7-21 1525602-3	• Rod Assembly	1
24	PAOZZ	96906	MS21151-8	•• Bearing, Ball, Rod En	1
25	PAOZZ	80205	NAS509-6	•• Nut, Plain, Hexagon	1
26	PAOZZ	80205	NAS513-6	•• Washer, Key	1
27	PAOZZ	96906	MS21151-8C	•• Bearing, Ball, Rod En	1
28	XAOZZ	02731	7-21 1525602-103	•• Tube Assy	1
29	PAOZZ	96906	MS27576-4-15	• Bolt, Close Toleranc	2
30	PAOZZ	96906	MS27640-4	• Bearing, Ball, Airfra	1
31	PAOZZ	02731	7-31 1525047	• Bell Crank (FS 520)	1
32	PAOZZ	88044	AN960KD416	• Washer, Flat	2
33	PAOFF	02731	7-21 1525046-7	• Bracket, Tail Rotor	1
34	PAFZZ	96906	MS27640-4	•• Bearing, Ball, Airfra	1
END OF FIGURE					



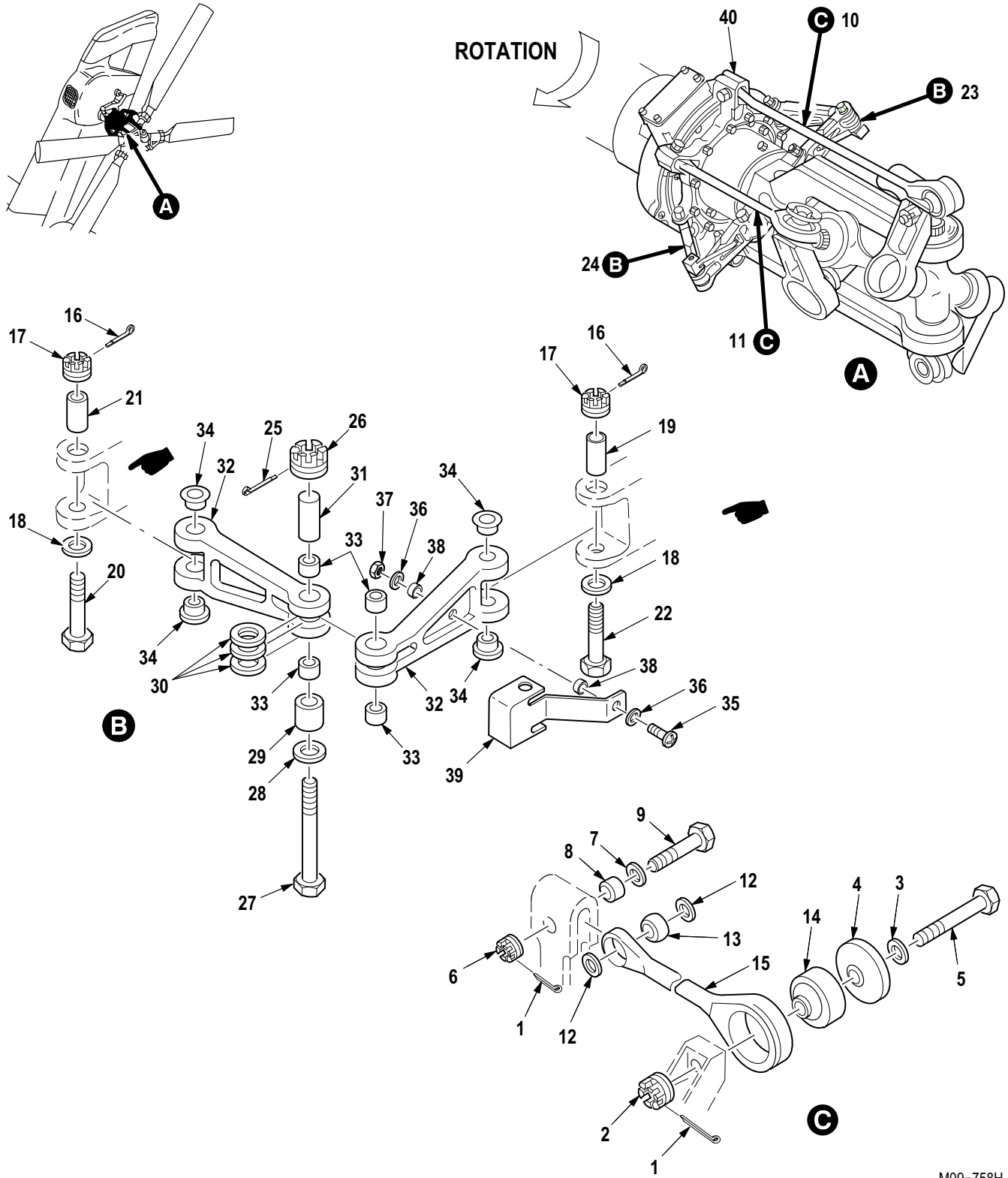
M09-757G

Figure 654. Group 11 Linkage and Actuator Installation, Tail Rotor Controls (Part 2)
7-31 1525000

(1) ITEM NO.	(2) SMR CODE	(3) CAGE	(4) PART NUMBER	(5) DESCRIPTION AND USABLE ON CODE (UOC)	(6) QTY
				Group 11 Flight Control System Fig. 654 Linkage and Actuator Installation, Tail Rotor Controls (Part 2) 7-31 1525000	
1	PAOZZ	96906	MS24665-302	• Pin, Cotter	3
2	PAOZZ	96906	MS21224-8	• Nut, Self-Locking, As	2
3	PAOZZ	02731	7-31 1525076-3	• Washer, Flat	1
4	PAOZZ	02731	HS5542-12002	• Bushing, Sleeve	1
5	PAOZZ	96906	MS27576-8-32	• Bolt, Close Toleranc	1
6	PAOZZ	02731	7-31 1525066-3	• Pin, Straight, Headed	1
7	PAOZZ	96906	MS21224-6	• Nut, Self-Locking, As	1
8	PAOZZ	02731	7-31 1525076-1	• Washer, Flat	1
9	PAOZZ	02731	HS5542-12001	• Bushing, Sleeve	1
10	PAOZZ	96906	MS27576-6-31	• Bolt, Close Toleranc	1
11	PAOZZ	02731	7-31 1525068	• Pin, Grooved, Headed	1
12	PAOZZ	96906	MS24665-153	• Pin, Cotter	2
13	PAOZZ	96906	MS21224-5	• Nut, Self-Locking, As	2
14	PAOZZ	96906	MS27576-5-15	• Bolt, Close Toleranc	2
15	PAOZZ	88044	AN960KD516L	• Washer, Flat	V
16	PAOZZ	02731	HS5542-0501 1	• Bushing, Sleeve	2
17	PAOZZ	02731	HS306-228L	• Washer, Flat	2
18	PAOZZ	02731	7-21 1525060	• Bearing, Plain, Self	1
19	PAOFF	02731	7-31 1525063-17	• Bell Crank	1
20	PAFZZ	02731	HS4736KR5CWGH	• • Bearing, Plain, Self	1
21	MOOZZ	02731	7-31 1525063-9	• • Bumper, Nonmetallic	2
22	PAOZZ	80205	MS21042L4	• Nut, Self-Locking, Ex	9
23	PAOZZ	88044	AN960-416	• Washer, Flat	2
24	PAOZZ	02731	7-31 1525070	• Stud, Shouldered and	2
25	PAOZZ	80205	MS21042L3	• Nut, Self-Locking, Ex	2
26	PAOZZ	80205	NAS1149F0363P	• Washer, Flat	2
27	PAOZZ	02731	7-31 1525071	• Roller, Linear-Rotar	2
28	PAOZZ	81349	M81934/1-04C008	• Bearing, Sleeve	2
29	PAOZZ	96906	MS27576-8-47	• Bolt, Close Toleranc	1
30	PAOZZ	02731	7-21 1525058-9	• Bushing, Sleeve	2
31	PAOZZ	02731	7-21 1525056-3	• Washer, Flat	2
32	PAOFF	02731	7-31 1525064-21	• Lever, Remote Contro	1
33	PAFZZ	02731	HS4619-1 1C010B	• • Bearing, Sleeve	2
34	PAFZZ	96906	MS14103-12	• • Bearing, Plain, Self	1
35	XDOZZ	02731	HS4951-1	• • Plate, Identificatio	3
36	PAOZZ	96906	MS21042L5	• Nut, Self-Locking, Ex	3
37	PAOZZ	02731	HS5542-05004	• Bushing, Sleeve	3
38	PAOZZ	96906	MS21250-05020	• Bolt, Shear	3
39	PAOZZ	96906	MS20002C5	• Washer, Recessed	3
40	PAOZZ	56878	47FLW524	• Nut, Self-Locking, Ex	4
41	PAOZZ	76005	RS40-7	• Pin, Cotter	1
42	PAOZZ	96906	MS21224-10	• Nut, Self-Locking, As	1
43	PAOZZ	02731	7-31 1525072	• Bolt, Self-Locking	1
44	PAOFF	02731	7-31 1525062-19	• Support Assembly AC	1
45	PAFZZ	02731	7-31 1525074	• • Bushing, Sleeve	1
46	XDOZZ	02731	HS4951-1	• • Plate, Identificatio	1
47	PAOZZ	88044	AN960KD416	• Washer, Flat	5

(1) ITEM NO.	(2) SMR CODE	(3) CAGE	(4) PART NUMBER	(5) DESCRIPTION AND USABLE ON CODE (UOC)	(6) QTY
48	PAOZZ	02731	7-31 1525065	• Bracket, Support, Act	1
49	PAOZZ	02731	7-1 15116058-1 1	• Spacer, Plate	3
END OF FIGURE					

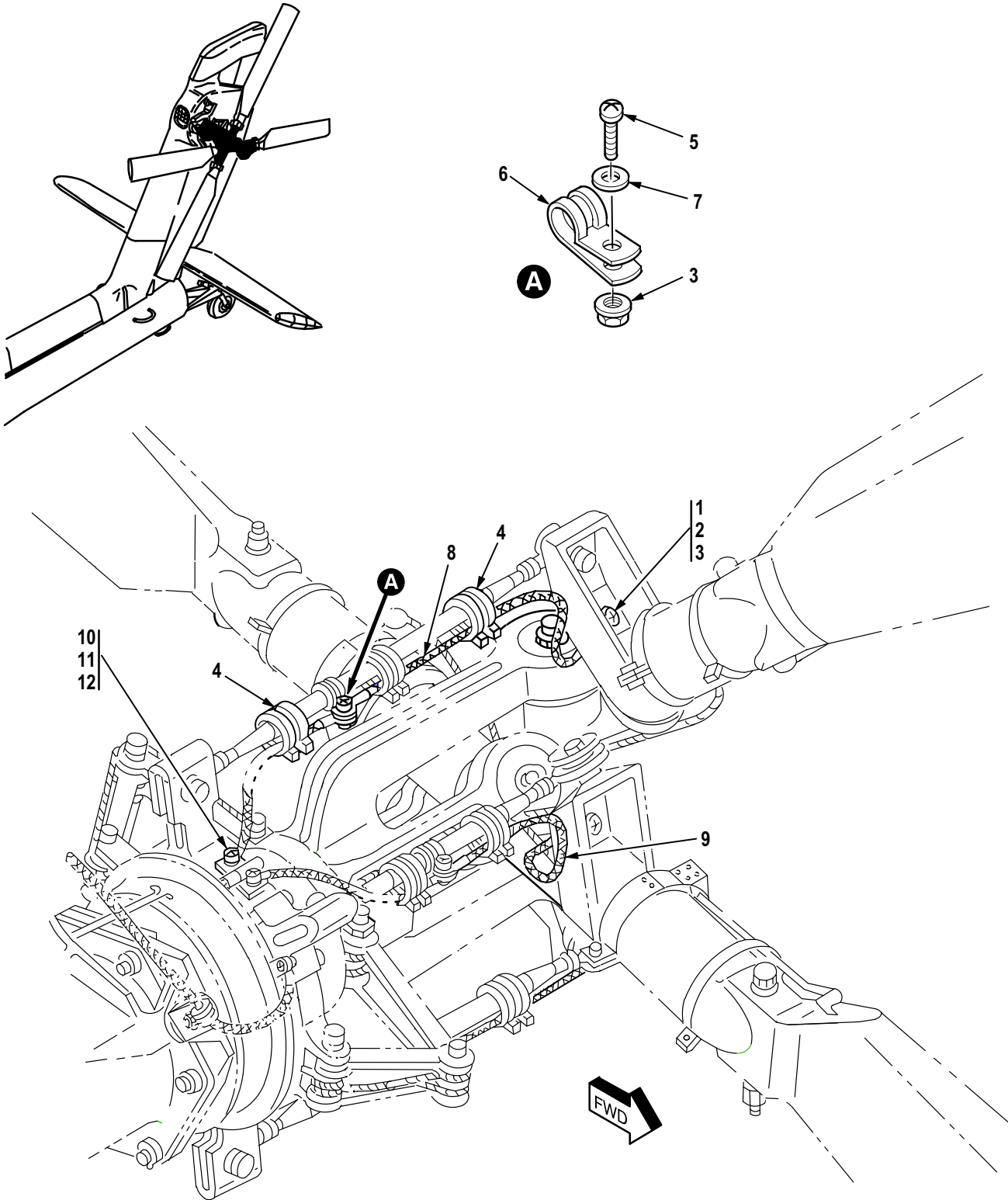
(1) ITEM NO.	(2) SMR CODE	(3) CAGE	(4) PART NUMBER	(5) DESCRIPTION AND USABLE ON CODE (UOC)	(6) QTY
				Group 11 Flight Control System Fig. 655 Linkage and Actuator Installation, Tail Rotor Controls (Part 3) 7-31 1525000	
1	PAOZZ	80205	MS21042L3	• Nut, Self-Locking, Ex	4
2	PAOZZ	80205	NAS620A10L	• Washer, Flat	1
3	PAOZZ	80205	NAS1096-3-17	• Screw, Machine	1
4	PAOZZ	80205	NAS43DD3-16	• Spacer, Sleeve	1
5	PAOZZ	96906	MS21919WDG2	• Clamp, Loop	4
6	PAOZZ	80205	NAS603-7P	• Screw, Machine	3
7	PAOZZ	59875	TX90790-34	• Washer, Flat	4
8	MFOZZ	02731	7-31 1B26083-5	• Bracket	1
9	MFOZZ	02731	7-31 1B26083-3	• Bracket	1
10	MFOZZ	02731	7-31 1B26083-9	• Bracket	1
11	PAOZZ	02731	HS5509-35-BB-3	• Lead, Electrical	1
12	PAOZZ	80205	NAS514P832-8	Screw, Machine	1
13	PAOZZ	88044	AN960-8L	Washer, Flat	1
14	PAOZZ	96906	MS21042L08	Nut, Self-Locking, Ex	1
15	PAOZZ	80205	NAS43DD3-16	Spacer, Sleeve	5
END OF FIGURE					



M09-758H

Figure 656. Group 11 Pitch Control Installation, Tail Rotor (Part 1)
7-31 1527000

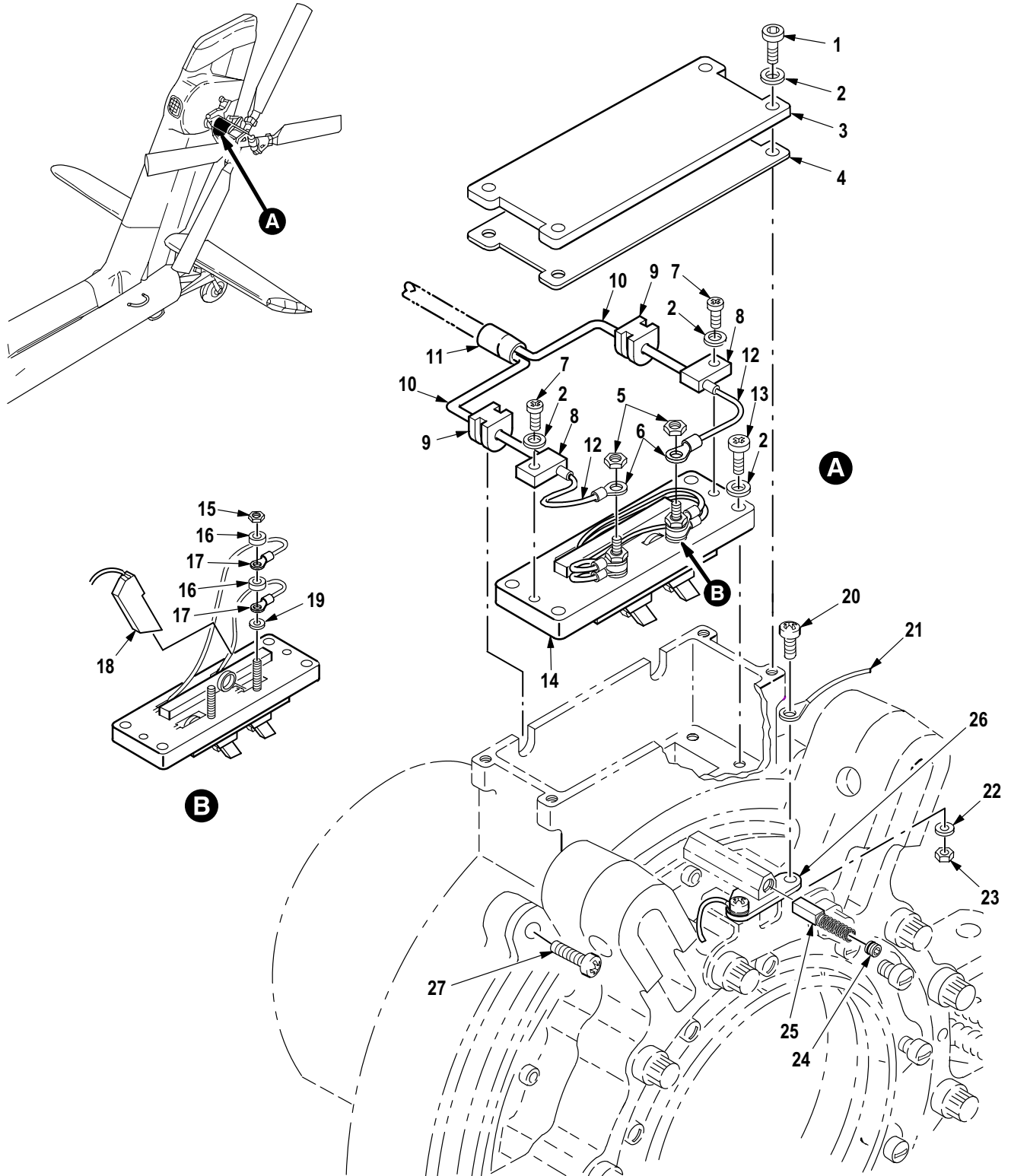
(1) ITEM NO.	(2) SMR CODE	(3) CAGE	(4) PART NUMBER	(5) DESCRIPTION AND USABLE ON CODE (UOC)	(6) QTY
				Group 11 Flight Control System Fig. 656 Pitch Control Installation, Tail Rotor (Part 1) 7-31 1527000	
1	PAOZZ	49956	293-1014P19	• Pin, Cotter	8
2	PAOZZ	96906	MS21224-8	• Nut, Self-Locking, As	4
3	PAOZZ	88044	AN960KD816L	• Washer, Flat	4
4	PAOZZ	02731	7-21 1527032	• Bearing, Washer, Thru	4
5	PAOZZ	96906	MS27576-8-37	• Bolt, Close Toleranc	4
6	PAOZZ	96906	MS21224-6	• Nut, Self-Locking, As	4
7	PAOZZ	88044	AN960KD616L	• Washer, Flat	4
8	PAOZZ	02731	HS5542-06009	• Bushing, Sleeve	4
9	PAOZZ	96906	MS27576-6-18	• Bolt, Close Toleranc	4
10	PAOFF	02731	7-31 1527035-41	• Connecting Link, Rig	2
11	PAOFF	02731	7-31 1527035-43	• Connecting Link, Rig	2
12	PAOZZ	80205	NAS1515J9L	• Washer, Flat	8
13	PAFZZ	02731	HS4736KR6CWGH	• Bearing Unit, Plain	1
14	PAFZZ	02731	7-21 1527014	• Bearing, Plain, Spher	1
15	XAFZZ	02731	7-31 1527035-45	• Link (U/O P/N 7-311527035-41)	1
15	XAFZZ	02731	7-31 1527035-47	• Link (U/O P/N 7-311527035-43)	1
16	PAOZZ	96906	MS24665-153	• Pin, Cotter	4
17	PAOZZ	96906	MS17825-4	• Nut, Self-Locking, Sl	4
18	PAOZZ	88044	AN960KD416L	• Washer, Flat	4
19	PAOZZ	02731	HS5542-041 19	• Bushing, Sleeve	2
20	PAOZZ	80205	NAS6604DH37	• Bolt, Shear	2
21	PAOZZ	02731	HS5542-04120	• Bushing, Sleeve	2
22	PAOZZ	80205	NAS6604DH33	• Bolt, Shear	2
23	AOOOO	02731	7-31 1527008-1 1	• Connecting Link Assy	1
24	AOOOO	02731	7-31 1527008-13	• Connecting Link Assy	1
25	PAOZZ	80205	MS24665-132	• Pin, Cotter	1
26	PAOZZ	96906	MS21224-4	• Nut, Self-Locking, As	1
27	PAOZZ	96906	MS27576-4-27	• Bolt, Close Toleranc	1
28	PAOZZ	88044	AN960C416L	• Washer, Flat	1
29	PAOZZ	02731	7-31 1527045-3	• Spacer, Sleeve (U/O P/N 7-311527008-13)	1
29	PAOZZ	02731	7-31 1527045-5	• Spacer, Sleeve (U/O P/N 7-311527008-1 1)	1
30	PAOZZ	02731	7-1 15127031	• Spacer, Drive Link (U/O P/N 7-311527008-1 1)	3
31	PAOZZ	02731	HS5542-04007	• Bushing, Sleeve	1
32	PAOFF	02731	7-31 1527009	• Connecting Link, Rig	2
33	PAFZZ	02731	7-1 15127019	• Bearing, Sleeve	2
34	PAFZZ	02731	7-1 15127020	• Bearing, Sleeve	2
35	PAOZZ	80205	NAS603-18P	• Screw, Machine	1
36	PAOZZ	88044	AN960JD10L	• Washer, Flat	2
37	PAOZZ	80205	MS21042L3	• Nut, Self-Locking, Ex	1
38	PAOZZ	80205	NAS43DD3-12N	• Spacer, Sleeve	2
39	PAOZZ	02731	7-31 1527070	• Bracket, Mounting	1
40	PAODD	02731	7-31 1527038-19	• Swashplate, Controll (See Fig. 658 for Breakdown)	1
END OF FIGURE					



M09-1215C

Figure 657. Group 11 Pitch Control Installation, Tail Rotor (Part 2)
7-31 1527000

(1) ITEM NO.	(2) SMR CODE	(3) CAGE	(4) PART NUMBER	(5) DESCRIPTION AND USABLE ON CODE (UOC)	(6) QTY
				Group 11 Flight Control System Fig. 657 Pitch Control Installation, Tail Rotor (Part 2) 7-31 1527000	
1	PAOZZ	80205	NAS603-8P	• Screw, Machine	4
2	PAOZZ	59875	TX90790-34	• Washer, Flat	8
3	PAOZZ	80205	MS21042L3	• Nut, Self-Locking, Ex	8
4	PAOZZ	96906	MS3367-1-0	• Strap, Tiedown, Elect	20
5	PAOZZ	80205	NAS603-10P	• Screw, Machine	4
6	PAOZZ	18876	8195985	• Clamp, Loop	4
7	PAOZZ	80205	NAS1149F0363P	• Washer, Flat	8
8	PAOZZ	02731	HS5509-13-BB-3	• Lead, Electrical	2
9	PAOZZ	02731	HS5509-08-BB-3	• Lead, Electrical	2
10	PAOZZ	80205	NAS1096-3-9	Screw, Machine	4
11	PAOZZ	88044	AN960C10L	Washer, Flat	4
12	PAOZA	96906	MS21043-3	Nut, Self-Locking, Ex	4
END OF FIGURE					

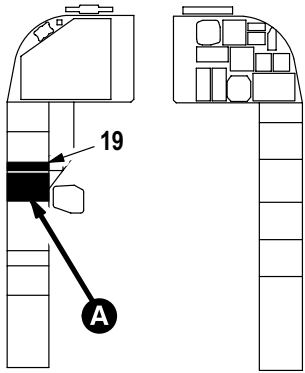


M09-1166F

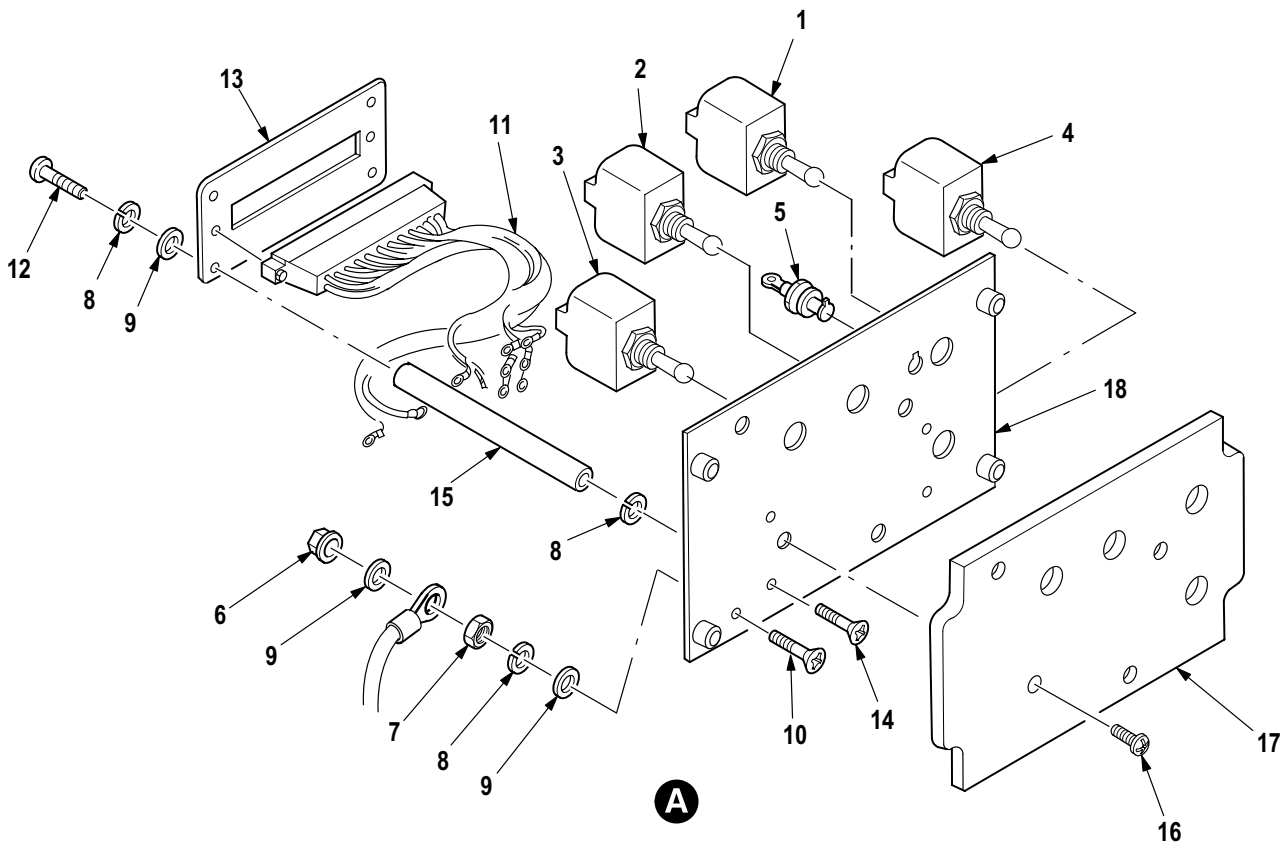
Figure 658. Group 11 Swashplate, Controller
7-31 1527038-1 9

(1) ITEM NO.	(2) SMR CODE	(3) CAGE	(4) PART NUMBER	(5) DESCRIPTION AND USABLE ON CODE (UOC)	(6) QTY
				Group 11 Flight Control System Fig. 658 Swashplate, Controller 7-31 1527038-19 See Fig. 656 for NHA	
1	PAOZZ	96906	MS16997-10	• Screw, Cap, Socket He	4
2	PAOZZ	96906	MS15795-803	• Washer, Flat	10
3	PAOZZ	99932	309117	• Cover, Brush Block	1
4	PAOZZ	99932	309116	• Gasket	1
5	PAOZZ	96906	MS21045-04	• Nut, Self-Locking, He	2
6	PAOZZ	96906	MS25036-152	• Terminal, Lug	2
7	PAOZZ	96906	MS35275-215	• Screw, Machine	2
8	PAOZZ	99932	309129	• Holder, Contact	2
9	PAOZZ	99932	309115	• Grommet, Nonmetallic	2
10	PAOZZ	99932	309146-101	• Tube ,Metallic	2
11	PAOZZ	99932	309146-102	• Tube ,Metallic	1
12	PAOZZ	99932	309130-3	• Lead, Electrical	2
13	XDOZZ	06540	6234SS0440	• Screw, Externally Re	4
14	PAOFF	99932	309111	• Holder, Electrical C	1
15	PAFZZ	96906	MS35649-245T	• • Nut, Plain, Hexagon	2
16	PAFZZ	99932	287515	• • Spacer, Sleeve	4
17	PAFZZ	96906	MS25036-152	• • Terminal, Lug	4
18	PAFZA	99932	309109	• • Brush, Electrical Co	4
19	PAFZZ	96906	MS15795-503	• • Washer, Flat	2
20	PAOZZ	80205	NAS1096-3-9	• Screw, Machine	4
21	PAOZZ	02731	HS5509-05-BB-3	• Lead, Electrical	4
22	PAOZZ	88044	AN960C10L	• Washer, Flat	4
23	PAOZA	96906	MS21043-3	• Nut, Self-Locking, Ex	4
24	PAOZZ	80205	NAS1081C5B6	• Setscrew	2
25	PAOZZ	8V613	7-31 1411010-3	• Brush, Electrical Co	2
26	PAOZZ	02731	7-21 1411074	• Holder, Electrical C	2
27	XDOZZ	80205	NAS1202-7	• Screw, Close Toleran	6
END OF FIGURE					

(1) ITEM NO.	(2) SMR CODE	(3) CAGE	(4) PART NUMBER	(5) DESCRIPTION AND USABLE ON CODE (UOC)	(6) QTY
				Group 12 Utility Systems Fig. 659 Panel Assembly, Power Distribution, Pilot 7-31 1A10010-7 See Fig. 370 for NHA	
1	PAOZZ	02731	HS4160-67	• Knob	2
2	PAFZZ	96906	MS51957-29B	• Screw, Machine	8
3	PAOZZ	02731	7-31 1A10012-3	• Panel, Indicating, Li	1
4	PAFZZ	02731	HS4718-GG002	• Switch, Push	1
5	PAFZZ	32245	99-230-6FI-8951	• Switch, Push	1
6	PAFZZ	80205	MS21042-04	• Nut, Self-Locking, Ex	4
7	PAFZZ	88044	AN960JD4L	• Washer, Flat	7
8	PAFZZ	96906	MS35338-136	• Washer, Lock	3
9	PAFZZ	96906	MS51957-15	• Screw, Machine	4
10	PAFZZ	96906	MS24693C25	• Screw, Machine	3
11	PAFZZ	88044	AN960JD6L	• Washer, Flat	2
12	PAFZZ	80205	NAS1831A4C52	• Post, Electrical-Mec	3
13	PAFZZ	02731	7-31 1A20042	• Plate, Retaining, Ele	1
14	PAFZA	96906	MS90335-2	• Connector, Receptacl	1
15	PAFZZ	02731	7-31 1B24614-01 1	• Wiring Harness	1
16	PAFZZ	02731	HS4296-1	• Switch, Rotary	1
17	PAFZZ	80205	MS21042L06	• Nut, Self-Locking, Ex	1
18	PAFZZ	80205	NAS671C6	• Nut, Plain, Hexagon	1
19	PAFZZ	96906	MS35338-41	• Washer, Lock	1
20	PAFZZ	96906	MS24693S30	• Screw, Machine	1
21	PAFZZ	96906	MS24523-23	• Switch, Toggle	1
22	PAFZZ	02731	HS4162-1001	• Switch, Rotary	1
23	PAFZZ	96906	MS24523-22	• Switch, Toggle	2
24	PAFZZ	96906	MS24524-22	• Switch, Toggle	1
25	PAFZZ	81349	M8805/26-007	• Switch, Toggle	1
26	PAFZZ	96906	MS24524-31	• Switch, Toggle	1
27	PAFFF	02731	7-21 1A10011	• Panel, Support, Pilot	1
28	PAFZZ	80205	MS21075L06N	•• Nut, Self-Locking, Pl	5
29	PAFZZ	02731	HS4148-1	•• Stud Assembly, Turnl	4
END OF FIGURE					



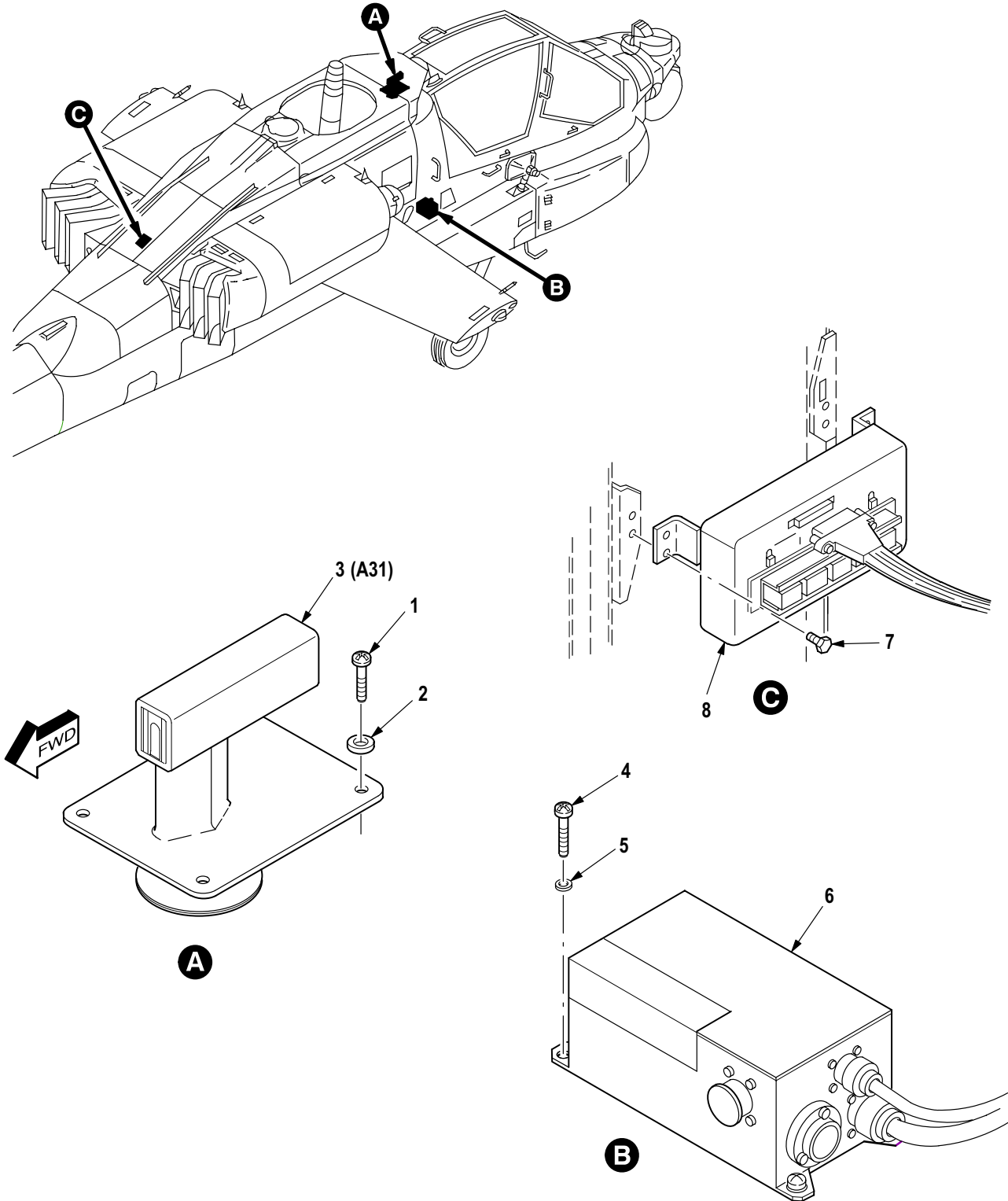
CPG STATION



M09-669B

Figure 660. Group 12 Panel Assembly, Copilot/Gunner
7-31 1B11113

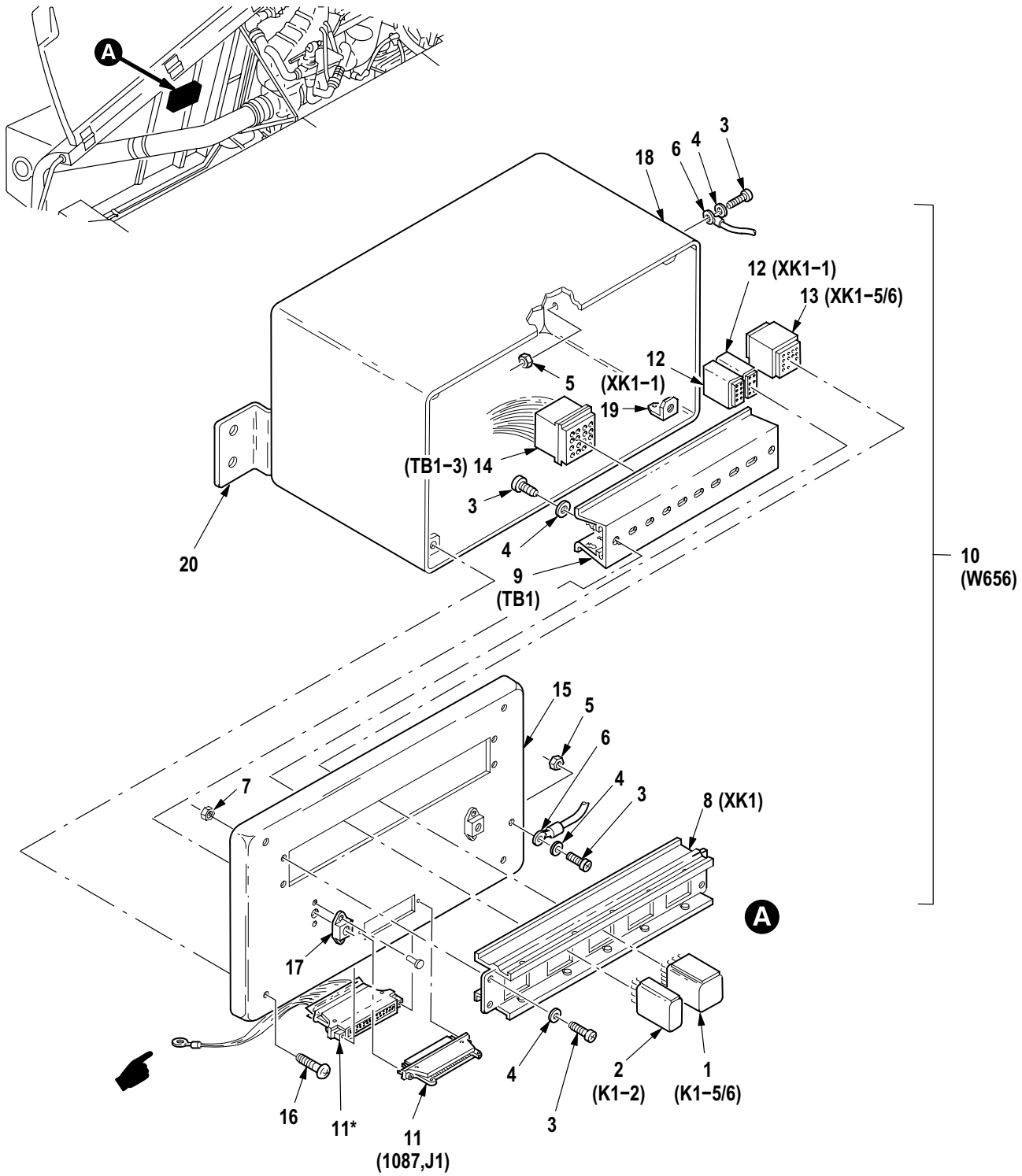
(1) ITEM NO.	(2) SMR CODE	(3) CAGE	(4) PART NUMBER	(5) DESCRIPTION AND USABLE ON CODE (UOC)	(6) QTY
				Group 12 Utility Systems Fig. 660 Panel Assembly, Copilot/Gunner 7-31 1B11113 See Fig. 370 for NHA	
1	PAFZZ	81349	M8805/26-007	• Switch, Toggle	1
2	PAFZZ	96906	MS24524-23	• Switch, Toggle	1
3	PAFZZ	96906	MS24658-22G	• Switch, Toggle	1
4	PAFZZ	96906	MS24523-23	• Switch, Toggle	1
5	PAFZA	96906	MS90335-2	• Connector, Receptacl	1
6	PAFZZ	80205	MS21042L06	• Nut, Self-Locking, Ex	1
7	PAFZZ	80205	NAS671C6	• Nut, Plain, Hexagon	1
8	PAFZZ	96906	MS35338-41	• Washer, Lock	9
9	PAFZZ	88044	AN960JD6L	• Washer, Flat	6
10	PAFZZ	96906	MS24693S30	• Screw, Machine	1
11	PAFZZ	02731	7-31 1B24622-003	• Wire Harness, Electr	1
12	PAFZA	80205	NAS601-6B	• Screw, Machine	4
13	PAFZZ	02731	7-31 1B11131	• Bracket, Connector	1
14	PAFZZ	80205	NAS514P632-6B	• Screw, Machine	4
15	PAFZZ	80205	NAS1786A06-56	• Post, Electrical-Mec	4
16	PAFZZ	80205	NAS601-9P	• Screw, Machine	4
17	PAOZZ	02731	7-31 1B11118-3	• Panel, Indicating	1
18	PAFZZ	02731	7-31 1B11114	• Support, Panel	1
19	PAOZZ	02731	7-314200055	• Panel, Blank	1
END OF FIGURE					



M09-960C

Figure 661. Group 12 Sensing Head Installation, Ice Detector; Controller, De-Icing; Relay Box Assembly, Engine Anti-Ice

(1) ITEM NO.	(2) SMR CODE	(3) CAGE	(4) PART NUMBER	(5) DESCRIPTION AND USABLE ON CODE (UOC)	(6) QTY
				Group 12 Utility Systems Fig. 661 Sensing Head Installation, Ice Detector; Controller, De-Icing; Relay Box Assembly, Engine Anti-Ice	
1	PAOZZ	96906	MS51958-64	• Screw, Machine	4
2	PAOZZ	88044	AN960C10L	• Washer, Flat	4
3	PAOZZ	02731	7-21 1A11100-3	• Switch, Thermostatic	1
4	PAOZZ	80205	NAS603-18	• Screw, Machine	4
5	PAOZZ	88044	AN960JD10L	• Washer, Flat	4
6	PAODD	02731	7-31 1A10023-7	• Controller, De-Icing	1
7	PAOZZ	80205	NAS6203-3	• Bolt, Shear	4
8	PAOFF	02731	7-31 1B25159-3	• Relay Assembly (See Fig. 662 for Breakdown)	1
END OF FIGURE					

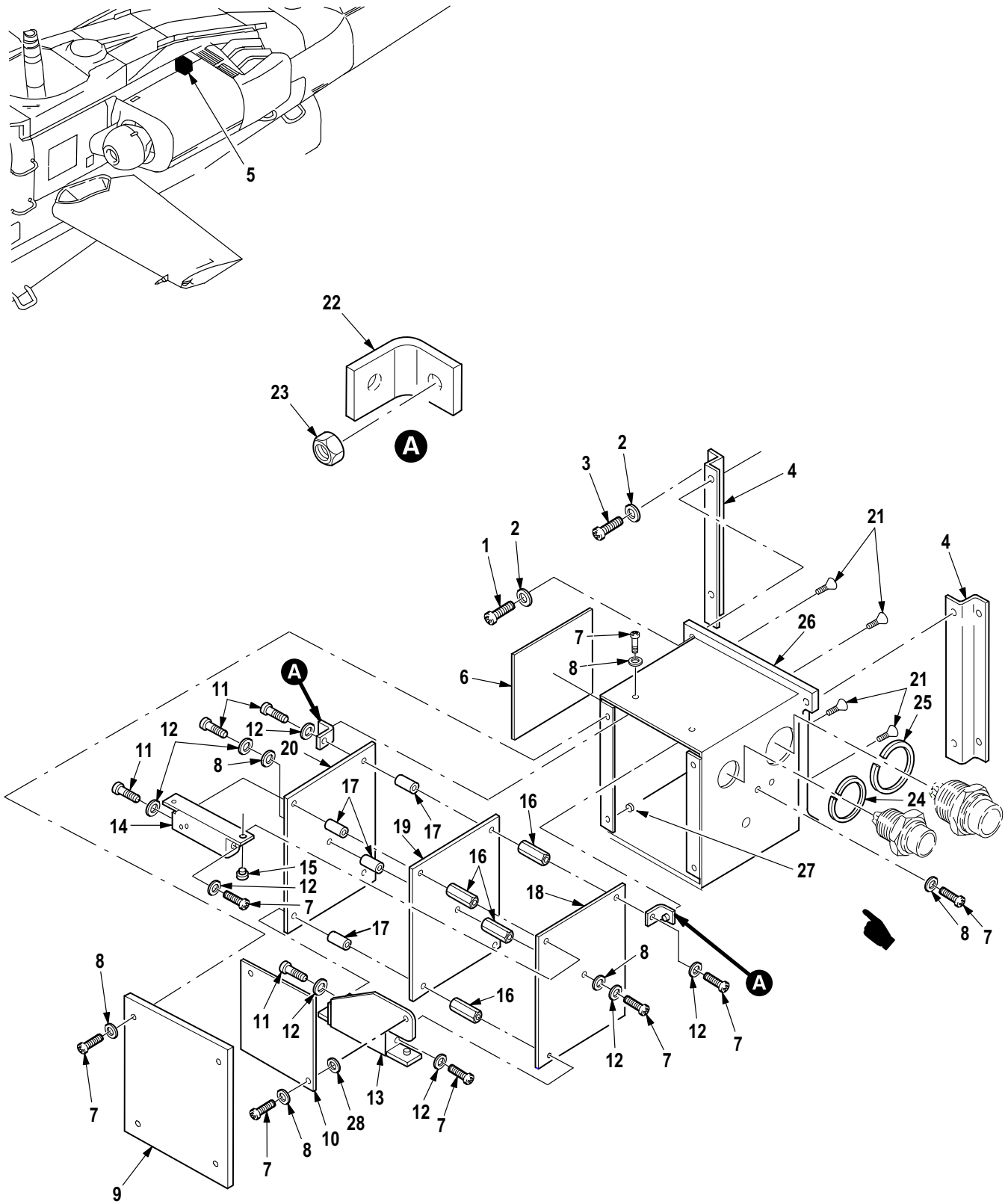


* SUPPLIED WITH ATTACHED ITEM

M09-1139B

Figure 662. Group 12 Relay Assembly, Engine Anti-Ice
7-31 1B25159-3

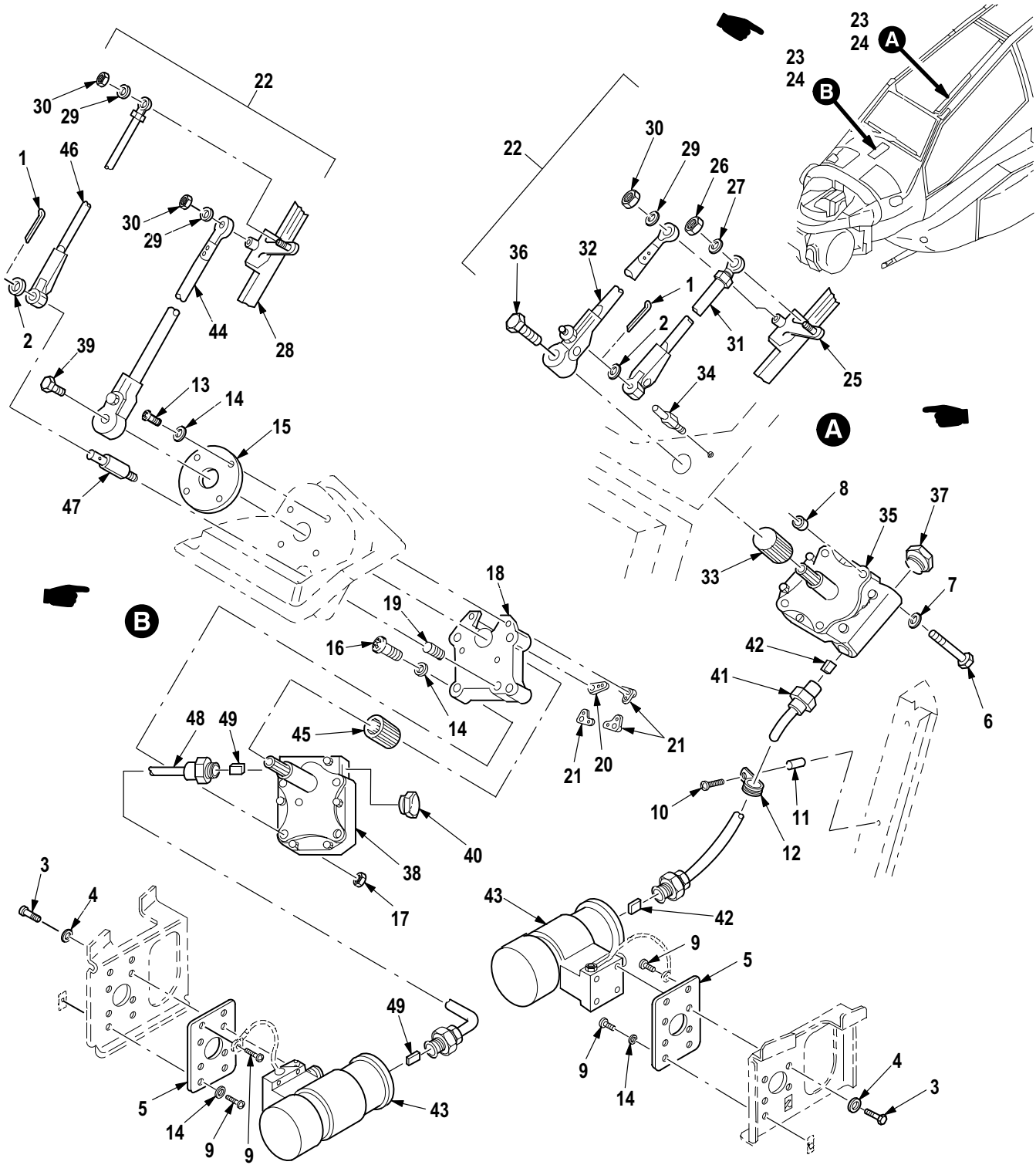
(1) ITEM NO.	(2) SMR CODE	(3) CAGE	(4) PART NUMBER	(5) DESCRIPTION AND USABLE ON CODE (UOC)	(6) QTY
				Group 12 Utility Systems Fig. 662 Relay Assembly, Engine Anti-Ice 7-31 1B25159-3 See Fig. 661 for NHA	
1	PAFZZ	02731	HS4228-1 101	• Relay, Electromagnet	1
2	PAFZZ	02731	HS4235-1 101	• Relay, Electromagnet	2
3	PAFZZ	80205	NAS603-7P	• Screw, Machine	8
4	PAFZZ	88044	AN960JD10L	• Washer, Flat	8
5	PAFZZ	80205	MS21042L3	• Nut, Self-Locking, Ex	2
6	XDFZZ	81349	M83413/8-A06BB	• Lead, Electrical	1
7	PAFZZ	80205	MS21042-3	• Nut, Self-Locking, Ex	4
8	PAFZZ	02731	HS4785-310	• Retainer, Socket, Plu	1
9	PAFZZ	02731	HS4778-310	• Rack, Electronic Jun	1
10	XDFFF	02731	7-31 1B24656-003	• Wire Harness	1
11	MFFZZ	02731	HS5239A2110	• Connector, Receptacl	1
12	PAFZZ	02731	HS4791-1	• Terminal Junction B	2
13	PAFZZ	02731	HS4791-4	• Contact, Electrical Socket	1
14	PAFZZ	81755	C8713-20-1 11	• Terminal Junction B	1
15	XDFFF	02731	7-31 1B25158-7	• Cover Assy, Relay Bo	1
16	PAFZZ	02731	HS4103-10A-3	• Screw Assembly, Pane	4
17	PAFZZ	80205	MS21075L3E	• Nut, Self-Locking, Pl	2
18	XDFFF	02731	7-31 1B25158-3	• Housing Assy, Relay	1
19	PAFZZ	02731	HS4177-3	• Shield, Expansion	4
20	PAFZZ	02731	7-31 1B25158-1 1	• Bracket, Double Angl	2
END OF FIGURE					



M09-702G

Figure 663. Group 12 Signal Processor Unit Assembly, Ice Detector

(1) ITEM NO.	(2) SMR CODE	(3) CAGE	(4) PART NUMBER	(5) DESCRIPTION AND USABLE ON CODE (UOC)	(6) QTY
				Group 12 Utility Systems Fig. 663 Signal Processor Unit Assembly, Ice Detector	
1	PAOZZ	80205	NAS603-8P	• Screw, Machine	4
2	PAOZZ	88044	AN960JD10L	• Washer, Flat	8
3	PAOZZ	80205	NAS603-9P	• Screw, Machine	12
4	MFOZZ	02731	7-31 1A11105-9	• Bracket, Double Angl	2
5	PAOFF	02731	7-21 1A11103-5	• Signal Processor Un	1
6	XDFZZ	59885	00524-0312-0001	•• Plate, Ident	1
7	PAFZZ	96906	MS35206-214	•• Screw, Machine	17
8	PAFZZ	80205	NAS620-4L	•• Washer, Flat	14
9	XDFZZ	59885	00524-0170-0001	•• Cover, Access	1
10	PAFZZ	59885	00524-0354-0001	•• Circuit Card Assemb	1
11	PAFZZ	96906	MS35206-221	•• Screw, Machine	5
12	PAFZZ	96906	MS35338-40	•• Washer, Lock	10
13	PAFZZ	59885	00524-0347-0001	•• Bracket, Double Angl	1
14	PAFZZ	59885	00524-0348-0001	•• Bracket, Double Angl	1
15	PAFZZ	72962	F22NCFMA2-40	••• Nut, Self-Locking, Cl	3
16	PAFZZ	06540	8110-A-0440-1B	•• Post, Electrical-Mec	5
17	PAFZZ	06540	9214-A-1 15-1B	•• Spacer, Sleeve	5
18	PAFZZ	59885	00524-0352-0001	•• Circuit Card Assemb	1
19	PAFZZ	59885	00524-0331-0001	•• Circuit Card Assemb	1
20	PAFZZ	59885	00524-0333-0001	•• Circuit Card Assemb	1
21	PAFZZ	96906	MS24693S3	•• Screw, Machine	4
22	PAFFF	59885	00524-0166-0001	•• Bracket, Angle	8
23	PAFZZ	72962	F22NCFMA2-40	••• Nut, Self-Locking, Cl	1
24	PAFZZ	59885	00524-0173-0002	•• Ring, Retaining	1
25	PAFZZ	59885	00524-0173-0001	•• Ring, Retaining	1
26	XDFFF	59885	00524-0149-0001	•• Housing Assembly	1
27	PAFZZ	81349	M45938/5-3	••• Nut, Self-Locking, Cl	4
28	PAFZZ	04274	C10347-0086-0205	••• Washer, Flat	4
				END OF FIGURE	

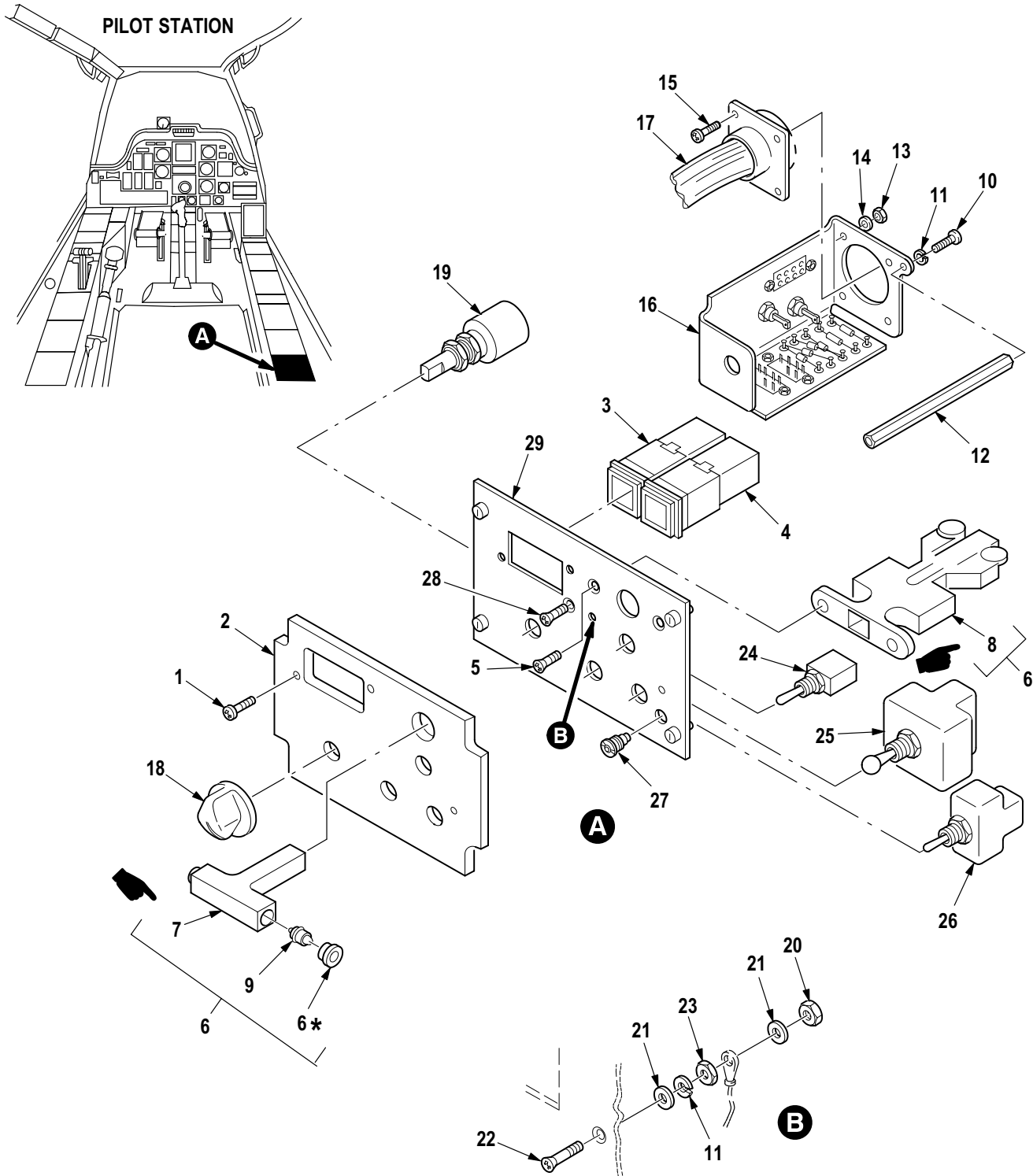


M09-679L

Figure 664. Group 12 Windshield Wiper Installation
7-31 1180100

(1) ITEM NO.	(2) SMR CODE	(3) CAGE	(4) PART NUMBER	(5) DESCRIPTION AND USABLE ON CODE (UOC)	(6) QTY
				Group 12 Utility Systems Fig. 664 Windshield Wiper Installation 7-31 1180100	
1	PAOZZ	96906	MS24665-151	• Pin, Cotter	2
2	PAOZZ	88044	AN960XC416L	• Washer, Flat	2
3	PAOZZ	80205	NAS6604H2	• Bolt, Shear	8
4	PAOZZ	02731	HS4244C4	• Washer, Flat	8
5	XDOZZ	02731	7-31 1180074	• Plate, Adapter	2
6	PAOZZ	80205	NAS6603H24	• Bolt, Shear	3
7	PAOZZ	02731	HS4244C3	• Washer, Flat	3
8	PAOZZ	80205	NAS43DD3-19	• Spacer, Sleeve	3
9	PAOZZ	80205	NAS623-3-2	• Screw, Machine	8
10	PAOZZ	80205	NAS603-12P	• Screw, Machine	1
11	PAOZZ	80205	NAS43DD3-16	• Spacer, Sleeve	1
12	PAOZZ	96906	MS21919WG5	• Clamp, Loop	2
13	PAOZZ	80205	NAS623-3-4	• Screw, Machine	4
14	PAOZZ	88044	AN960JD10L	• Washer, Flat	20
15	XDOZZ	02731	7-1 11151202	• Cover, Seal, Winshiel	1
16	PAOZZ	80205	NAS1203-36	• Screw, Close Toleran	4
17	PAOZZ	80205	MS21042-3	• Nut, Self-Locking, Ex	4
18	XDOOO	02731	7-31 1180101-7	• Adapter Assy, Conver	1
19	PAOZZ	96906	MS51830-201L	•• Insert, Screw Thread	1
20	PAOZZ	96906	MS21071L3	•• Nut, Self-Locking, Pl	1
21	PAOZZ	96906	MS21073L3	•• Nut, Self-Locking, Pl	3
22	AOOOO	02731	7-31 1180110	• Windshield Wiper	1
23	PAOOO	59885	2319M-1-1	•• Windshield Wiper Kt	1
24	PAOOO	59885	2319M-2-1	•• Windshield Wiper Kt	1
25	PAOOO	59885	2315M-63-4	••• Blade, Windshield Wi (U/O P/N 2319M-2-1)	1
26	PAOZZ	96906	MS21044B3	•••• Nut, Self-Locking, He	1
27	XDOZZ	59885	C20885-0022	•••• Washer, Flat	1
28	PAOOO	59885	2315M-63-2	••• Blade, Wiper (U/O P/N 2319M-2-1)	1
29	XDOZZ	59885	C20885-0022	•••• Washer, Flat	2
30	PAOZZ	96906	MS21044B3	•••• Nut, Self-Locking, He	2
31	PBOZZ	59885	2314M-13-25	••• Link (U/O P/N 2319M-2-1)	1
32	PBOZZ	59885	2314M-10-36	••• Arm, Windshield Wipe (U/O P/N 2319M-2-1)	1
33	PAOZZ	59885	02314-001 1-0001	•••• Spacer, Sleeve	1
34	XDOZZ	59885	02314-0015-0002	••• Stud, Pivot (U/O P/N 2319M-1-1)	1
35	PAOZZ	59885	2312M-41-14	••• Converter (U/O P/N 2319M-1-1)	1
36	PAOZZ	96906	MS20073-03-04	•••• Bolt, Machine	1
37	PAOZZ	59885	02312-0018-0001	•••• Cap, Worm Gear End	1
38	PAOOO	59885	2312M-41-9	••• Converter (U/O P/N 2319M-1-1)	1
39	PAOZZ	96906	MS20073-03-04	•••• Bolt, Machine	1
40	PAOZZ	59885	02312-0018-0001	•••• Cap, Worm Gear End	1
41	PAOOO	59885	2317M-2-53	••• Drive, Flex (U/O P/N 2319M-1-1)	1
42	XDOZA	59885	02317-0004-0002	•••• Coupling, Drive Shaft	2
43	PAOZZ	59885	2311M-97-1	••• Motor (U/O P/N 2319M-1-1)	2
44	PBOZZ	59885	2314M-10-34	••• Arm (U/O P/N 2319M-2-1)	1
45	PAOZZ	59885	02314-001 1-0001	•••• Spacer, Sleeve	1
46	PBOZZ	59885	2314M-13-22	••• Link (U/O P/N 2319M-2-1)	1
47	XDOZZ	59885	02314-0186-0001	••• Stud, Pivot (U/O P/N 2319M-1-1)	1

(1) ITEM NO.	(2) SMR CODE	(3) CAGE	(4) PART NUMBER	(5) DESCRIPTION AND USABLE ON CODE (UOC)	(6) QTY
48	PAOOO	59885	2317M-2-26	... Drive, Flex (U/O P/N 2319M-1-1)	1
49	XDOZA	59885	02317-0004-0002 Coupling, Drive Shaft	2
END OF FIGURE					

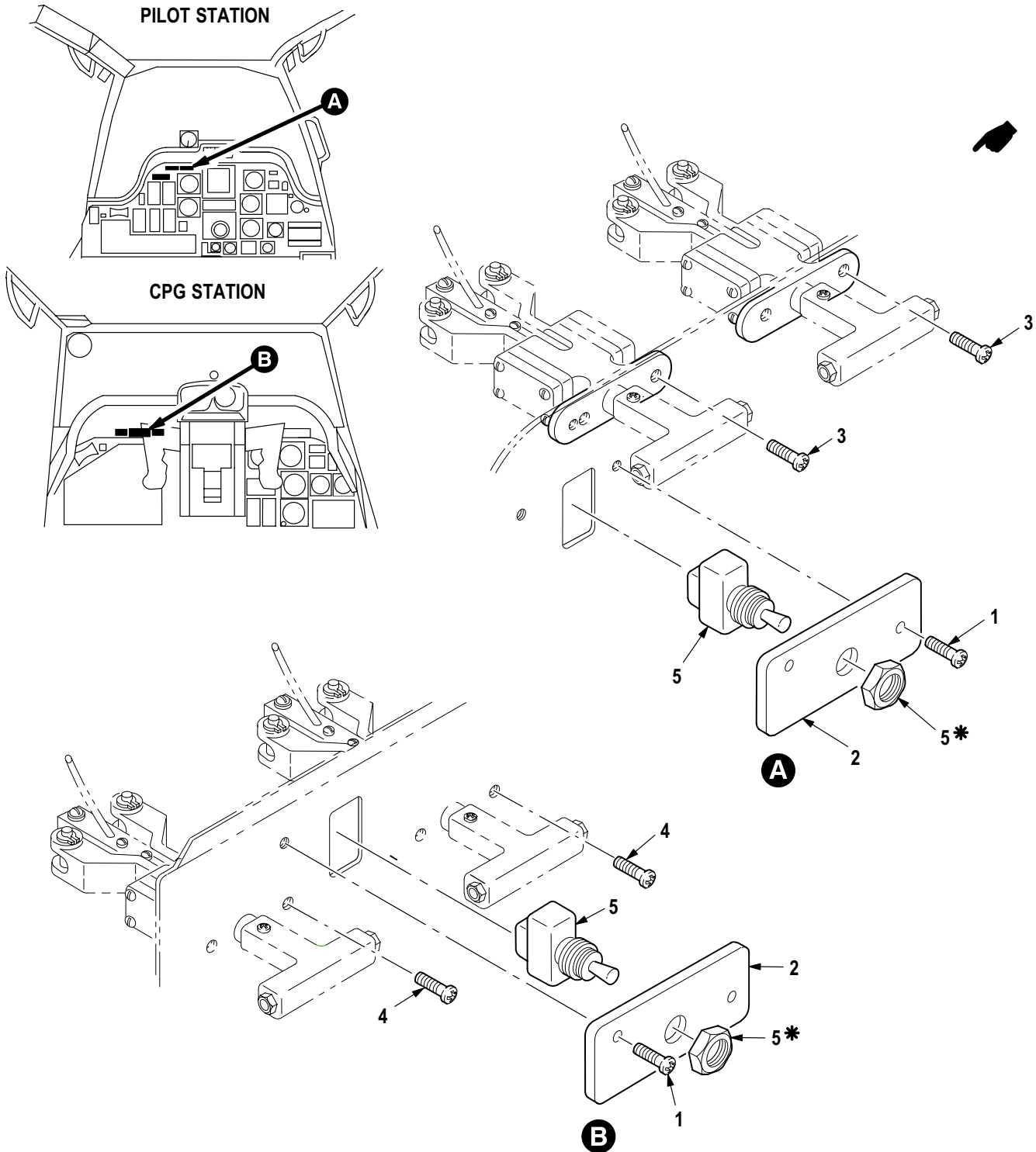


* SUPPLIED WITH ATTACHED ITEM

M09-831B

Figure 665. Group 12 Panel Assembly, Cockpit
7-31 1650003-5

(1) ITEM NO.	(2) SMR CODE	(3) CAGE	(4) PART NUMBER	(5) DESCRIPTION AND USABLE ON CODE (UOC)	(6) QTY
				Group 12 Utility Systems Fig. 665 Panel Assembly, Cockpit 7-31 1650003-5 See Fig. 370 for NHA	
1	PAFZZ	80205	NAS601-9P	• Screw, Machine	3
2	PAOZZ	02731	7-31 1650001	• Panel, Indicating, Li	1
3	PAFZZ	02731	HS5351-101-01	• Indicator, Single Le	1
4	PAFZZ	02731	HS5351-101-02	• Indicator, Single Le	1
5	PAFZZ	96906	MS24693S272	• Screw, Machine	2
6	PAOOO	02731	HS4167-7	• Switch, Push-Pull	1
7	PAOZZ	02731	HS4167-3	•• Handle, Switch	1
8	PAOZZ	02731	HS4167-4	•• Switch, Push-Pull	1
9	PAOZZ	96906	MS25237-327	•• Lamp, Incandescent	2
10	PAFZZ	80205	NAS601-6P	• Screw, Machine	1
11	PAFZZ	96906	MS35338-41	• Washer, Lock	2
12	PAFZZ	80205	NAS1786A06-60	• Post, Electrical-Mec	1
13	PAFZZ	80205	MS21042L04	• Nut, Self-Locking, Ex	4
14	PAFZZ	88044	AN960JD4L	• Washer, Flat	4
15	PAFZZ	80205	NAS600-4P	• Screw, Machine	4
16	PAFZZ	02731	7-31 1650004-5	• Circuit Card Assemb	1
17	PAFZZ	02731	7-31 1B24616-007	• Harness, Wiring	1
18	PAOZZ	02731	HS4160-67	• Knob	1
19	PAFZZ	02731	HS4196-2050	• Switch, Rotary	1
20	PAFZZ	80205	MS21042L06	• Nut, Self-Locking, Ex	1
21	PAFZZ	88044	AN960JD6L	• Washer, Flat	2
22	PAFZZ	96906	MS24693S30	• Screw, Machine	1
23	PAFZZ	80205	NAS671C6	• Nut, Plain, Hexagon	1
24	PAFZZ	96906	MS90310-271	• Switch, Toggle	1
25	PAFZZ	96906	MS27409-2L	• Switch, Toggle	1
26	PAFZZ	96906	MS24523-32	• Switch, Toggle	1
27	PAFZZ	96906	MS90335-3	• Connector, Receptacl	1
28	PAFZZ	02731	HS4717-632-6	• Screw, Machine	1
29	PAFZZ	02731	7-31 1650002-5	• Panel, Support, Auxil	1
END OF FIGURE					

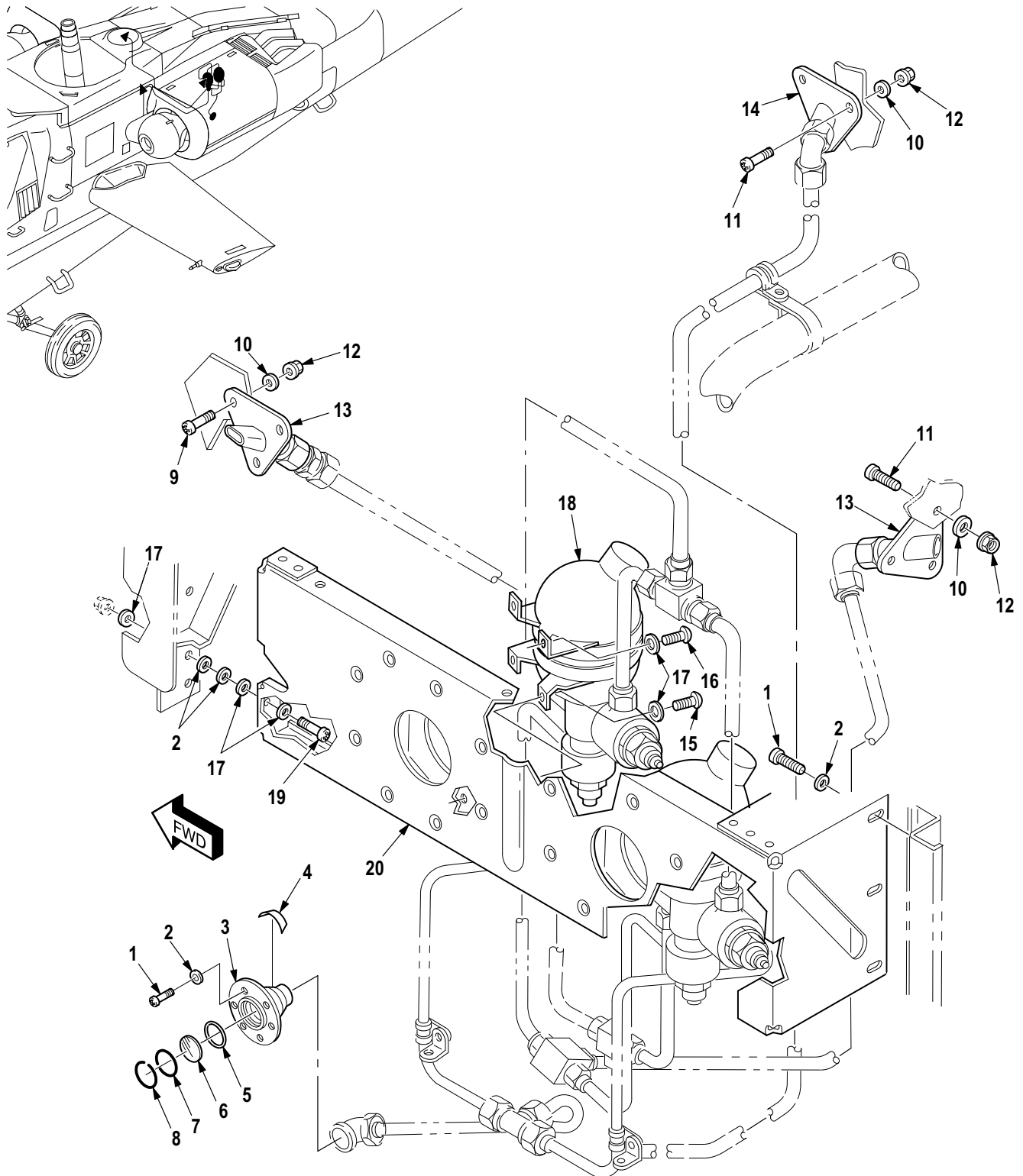


* SUPPLIED WITH ATTACHED ITEM

M09-913H

Figure 666. Group 12 Fire Extinguishing System Installation (Cockpit Panels)
7-31 1620010

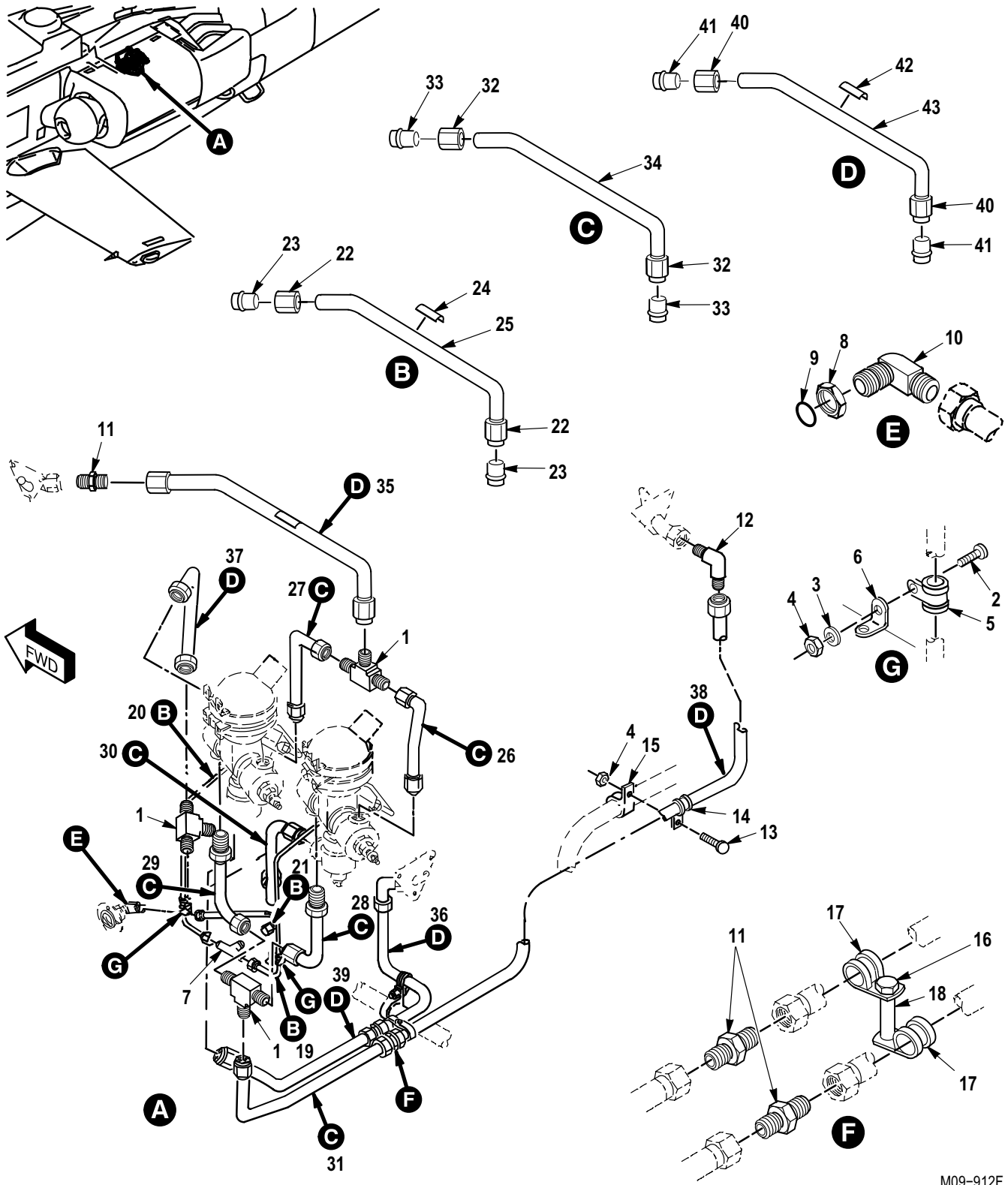
(1) ITEM NO.	(2) SMR CODE	(3) CAGE	(4) PART NUMBER	(5) DESCRIPTION AND USABLE ON CODE (UOC)	(6) QTY
				Group 12 Utility Systems Fig. 666 Fire Extinguishing System Installation (Cockpit Panels) 7-31 1620010	
1	PAOZZ	96906	MS51957-32B	• Screw, Machine	2
2	PAOZZ	02731	7-21 1622311	• Panel, Indicating, Li	1
3	XDOZZ	96906	MS51958-64	• Screw, Machine	4
4	PAOZZ	96906	MS24693-65B	• Screw, Machine	4
5	PAOZZ	96906	MS24523-27	Switch, Toggle	1
END OF FIGURE					



M09-911D

Figure 667. Group 12 Fire Extinguishing System Installation (Miscellaneous)
7-311620010

(1) ITEM NO.	(2) SMR CODE	(3) CAGE	(4) PART NUMBER	(5) DESCRIPTION AND USABLE ON CODE (UOC)	(6) QTY
				Group 12 Utility Systems Fig. 667 Fire Extinguishing System Installation (Miscellaneous) 7-31 1620010	
1	PAOZZ	80205	NAS1403-3	• Screw, Machine	6
2	PAOZZ	88044	AN960JD10L	• Washer, Flat	21
3	PAOOO	02731	7-1 17210002	• Indicator-Thermal D	REF
4	XDOZZ	05167	13163	•• Decal Nameplate	1
5	PAOZZ	96906	MS29513-017	•• O-Ring	1
6	PAOZZ	45402	13158	•• Disk, Yellow, Indicat	1
7	PAOZZ	45402	13160	•• Gasket	1
8	PAOZZ	45402	13157	•• Ring, Retaining	1
9	PAOZZ	96906	MS51958-61	• Screw, Machine	6
10	PAOZZ	88044	AN960C10L	• Washer, Flat	9
11	PAOZZ	96906	MS51958-62	• Screw, Machine	6
12	PAOZA	96906	MS21043-3	• Nut, Self-Locking, Ex	12
13	PAOZZ	02731	7-1 17220006-1	• Fitting	2
14	PAOZZ	02731	7-1 17220006-2	• Fitting Assy	1
15	PAOZZ	80205	NAS603-7P	• Screw, Machine	7
16	PAOZZ	80205	NAS1096-3-8	• Screw, Machine	2
17	PAOZZ	88044	AN960JD10	• Washer, Flat	16
18	XDOOO	02731	7-31 1B26058-601	• Fire Extinguisher A (See Fig. 670 for Breakdown)	2
19	PAOZZ	80205	NAS603-12P	• Screw, Machine	4
20	PAOZZ	02731	7-1 17220001	• Bracket, Support, Fue	1
END OF FIGURE					



M09-912F

Figure 668. Group 12 Fire Extinguishing System Installation (Tubing)
7-31 1620010

(1) ITEM NO.	(2) SMR CODE	(3) CAGE	(4) PART NUMBER	(5) DESCRIPTION AND USABLE ON CODE (UOC)	(6) QTY
				Group 12 Utility Systems Fig. 668 Fire Extinguishing System Installation (Tubing) 7-31 1620010	
1	PAOZZ	02731	7-1 17210003	• Valve, Stop-Check	3
2	PAOZZ	80205	NAS603-7P	• Screw, Machine	7
3	PAOZZ	88044	AN960JD10L	• Washer, Flat	21
4	PAOZZ	80205	MS21042-3	• Nut, Self-Locking, Ex	5
5	PAOZZ	81349	M85052/1-7	• Clamp, Loop	2
6	PAOZZ	88044	AN743-12	• Bracket, Angle	2
7	PAOZZ	96906	MS21905D4	• Tee, Tube to Boss	1
8	PAOZZ	98897	LS12906-184	• Nut, Plain, Hexagon	1
9	PAOZZ	96906	MS28778-4	• Packing, Preformed	1
10	PAOZZ	96906	MS21926-4D	• Elbow, Tube	1
11	PAOZZ	96906	MS21902D10	• Nipple, Boss	3
12	PAOZZ	96906	MS21904D10	• Elbow, Tube	2
13	PAOZZ	80205	NAS1403-2	• Screw, Machine	1
14	PAOZZ	02731	HS4501D10NB	• Clamp, Loop	1
15	PAOZZ	96906	MS21919WCJ24	• Clamp, Loop	1
16	PAOZZ	80205	NAS1403-23	• Screw, Machine	1
17	PAOZZ	02731	HS4501D10NB	• Clamp, Loop	2
18	PAOZZ	80205	NAS43DD3-77N	• Spacer, Sleeve	1
19	MFOFF	02731	7-31 1620501	• Tube Assy	1
20	MFOFF	02731	7-31 1620502	• Tube Assy	1
21	MFOFF	02731	7-31 1620514-7	• Tube Assy	1
22	PAFZZ	96906	MS21921D4	• Nut, Tube Coupling	2
23	PAFZZ	96906	MS21922-4	• Sleeve, Clinch, Tube	2
24	XDOZZ	02731	HS4367-2	• Plate, Identificatio	1
25	MFFZZ	02731	7-31 1620501-3	• Tube (U/O P/N 7-311620501)	1
25	MFFZZ	02731	7-31 1620502-3	• Tube (U/O P/N 7-311620502)	1
25	MFFZZ	02731	7-31 1620514-5	• Tube (U/O P/N 7-311620514-7)	1
26	PAOOO	02731	7-31 1620503	• Tube Assembly, Metal	1
27	PAOOO	02731	7-31 1620504	• Tube Assembly, Metal	1
28	PAOOO	02731	7-31 1620506	• Tube Assembly, Metal	1
29	PAOOO	02731	7-31 1620507	• Tube Assembly, Metal	1
30	PAOOO	02731	7-31 1620510	• Tube Assembly, Metal	1
31	PAOOO	02731	7-31 1620512	• Tube Assembly, Metal	1
32	PAOZZ	96906	MS21921D10	• Nut, Tube Coupling	2
33	PAOZZ	96906	MS21922-10	• Sleeve, Clinch, Tube	2
34	XAOZZ	02731	7-31 1620503-3	• Tube (U/O P/N 7-311620503)	1
34	XAOZZ	02731	7-31 1620504-3	• Tube (U/O P/N 7-311620504)	1
34	XAOZZ	02731	7-31 1620506-3	• Tube (U/O P/N 7-311620506)	1
34	XAOZZ	02731	7-31 1620507-3	• Tube (U/O P/N 7-311620507)	1
34	XAOZZ	02731	7-31 1620510-3	• Tube (U/O P/N 7-311620510)	1
34	XAOZZ	02731	7-31 1620512-3	• Tube (U/O P/N 7-311620512)	1
35	PAOOO	02731	7-31 1620505	• Tube Assembly, Metal	1
36	PAOOO	8V613	7-31 1620515-1	• Tube Assembly, Metal	1
37	PAOOO	02731	7-31 1620509	• Tube Assembly, Metal	1
38	PAOOO	02731	7-31 1620511	• Tube Assembly, Metal	1
39	PAOOO	02731	7-31 1620513	• Tube Assembly, Metal	1
40	PAOZZ	96906	MS21921D10	• Nut, Tube Coupling	2
41	PAOZZ	96906	MS21922-10	• Sleeve, Clinch, Tube	2

(1) ITEM NO.	(2) SMR CODE	(3) CAGE	(4) PART NUMBER	(5) DESCRIPTION AND USABLE ON CODE (UOC)	(6) QTY
42	XDOZZ	02731	HS4367-2	•• Plate, Identificatio	1
43	XAOZZ	02731	7-31 1620505-3	•• Tube (U/O P/N 7-311620505)	1
43	XAOZZ	02731	7-31 1620509-3	•• Tube (U/O P/N 7-311620509)	1
43	XAOZZ	02731	7-31 1620511-3	•• Tube (U/O P/N 7-311620511)	1
43	XAOZZ	02731	7-31 1620513-3	•• Tube (U/O P/N 7-311620513)	1
43	XAOZZ	8V613	7-31 1620515-3	•• Tube (U/O P/N 7-311620515-1)	1
END OF FIGURE					

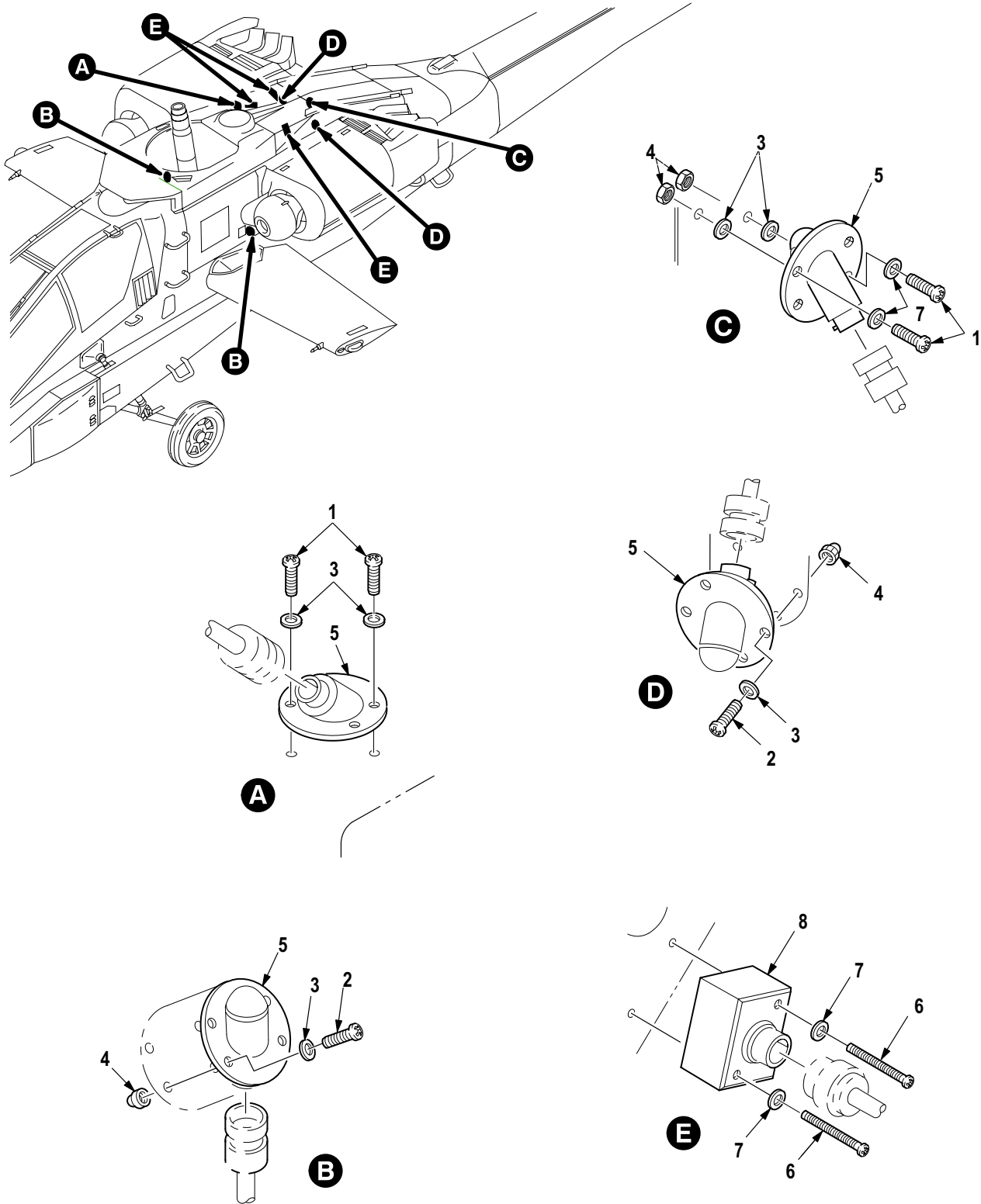


Figure 669. Group 12 Fire Extinguishing System Installation (Detectors and Amplifiers)
7-31 1620010

(1) ITEM NO.	(2) SMR CODE	(3) CAGE	(4) PART NUMBER	(5) DESCRIPTION AND USABLE ON CODE (UOC)	(6) QTY
				Group 12 Utility Systems Fig. 669 Fire Extinguishing System Installation (Detectors and Amplifiers) 7-31 1620010	
1	PAOZZ	80205	NAS603-9P	• Screw, Machine	4
2	PAOZZ	80205	NAS603-7P	• Screw, Machine	8
3	PAOZZ	88044	AN960JD10L	• Washer, Flat	12
4	PAOZZ	96906	MS21045-3	• Nut, Self-Locking, He	18
5	PAOZZ	02731	7-1 17210034	• Detector, Flame	6
6	PAOZZ	96906	MS27039-0828	• Screw, Machine	6
7	PAOZZ	88044	AN960JD8L	• Washer, Flat	6
8	PAOZZ	02731	7-1 17210030	• Control, Amplifier	3
END OF FIGURE					

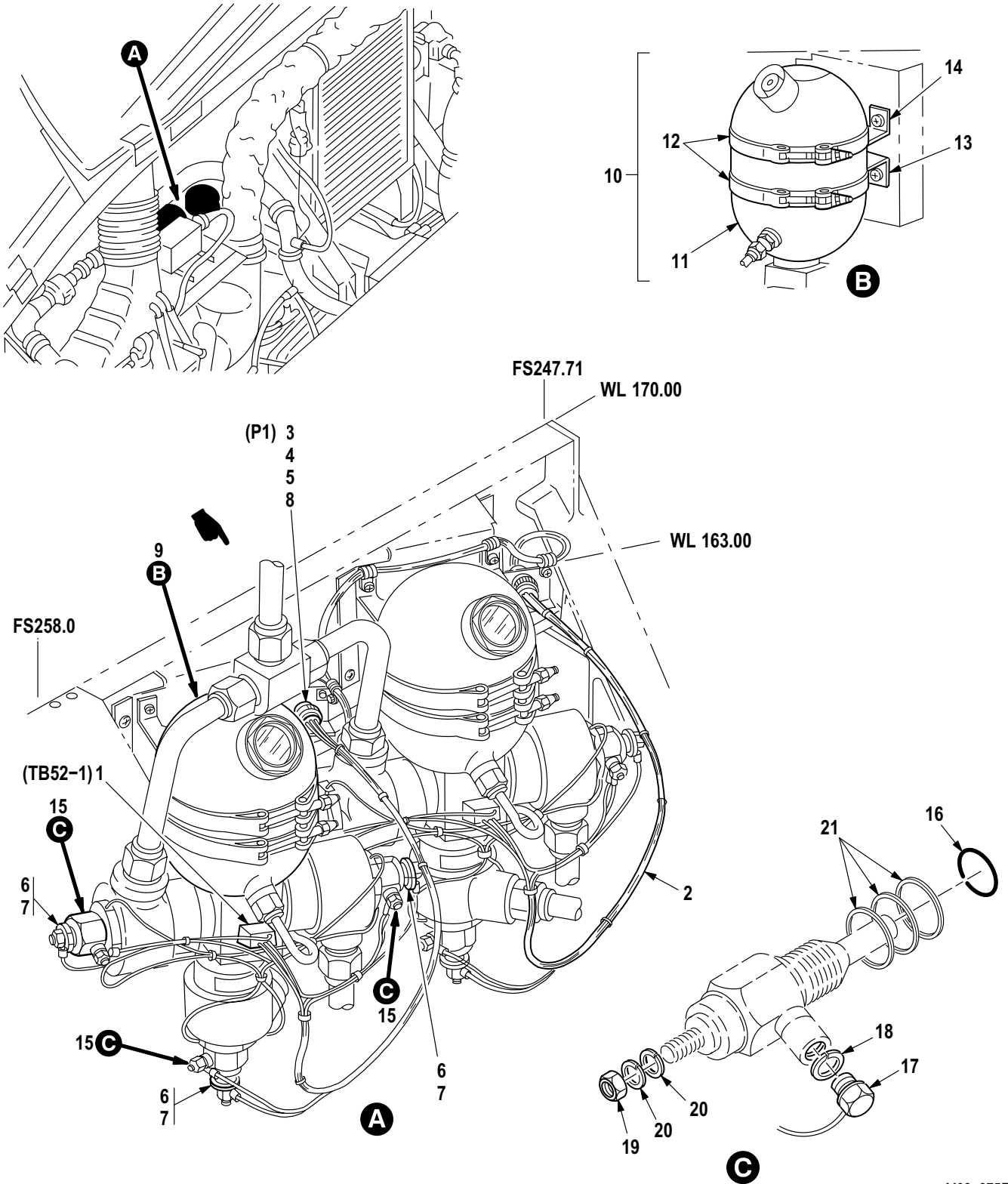
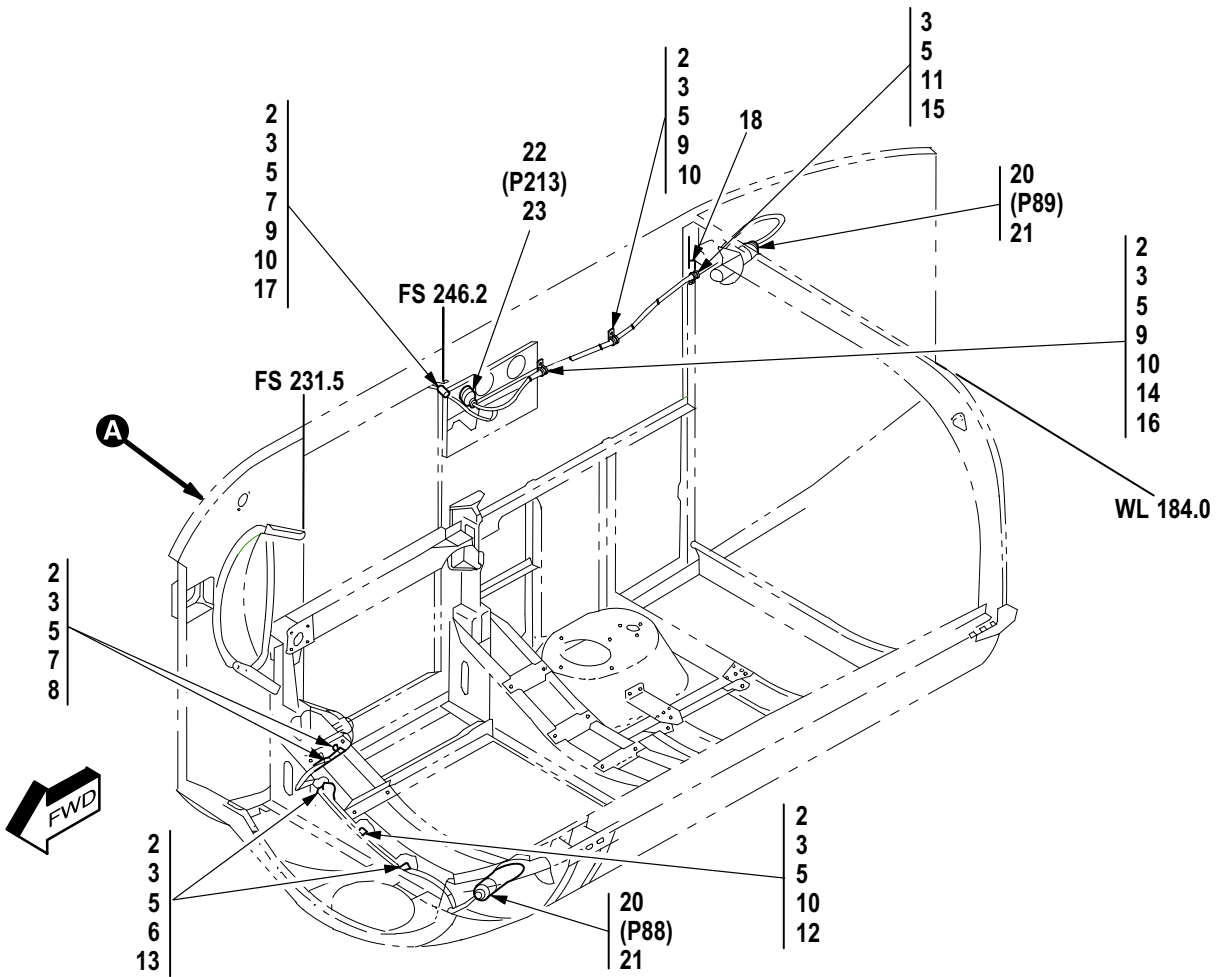
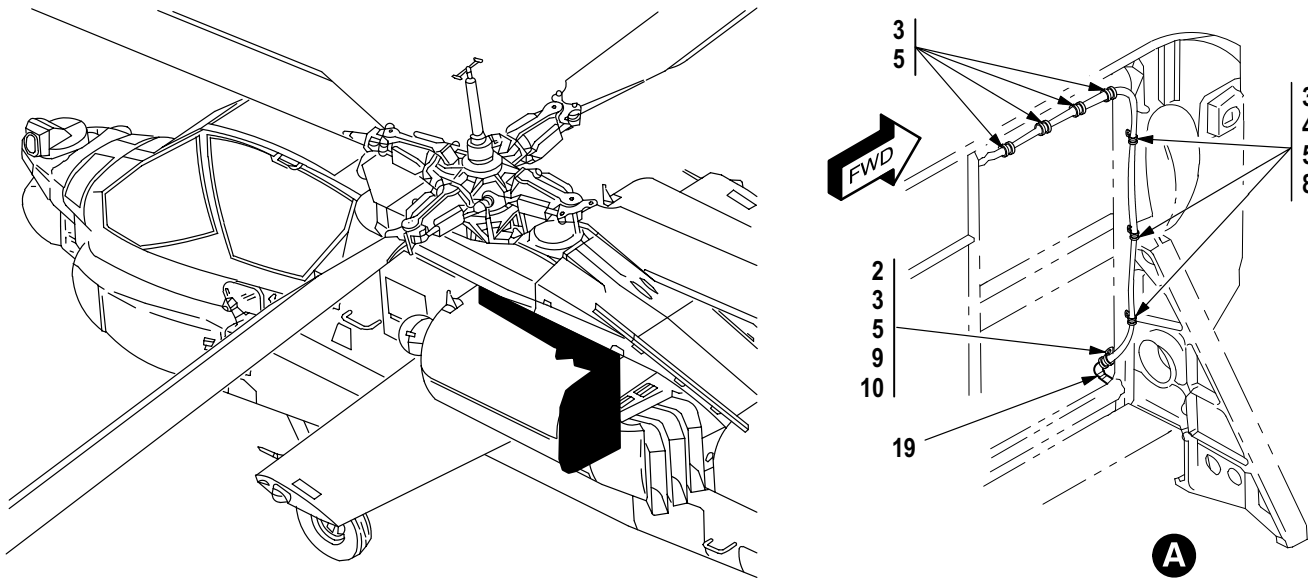


Figure 670. Group 12 Fire Extinguisher, Aircraft 7-31 1B26058-601

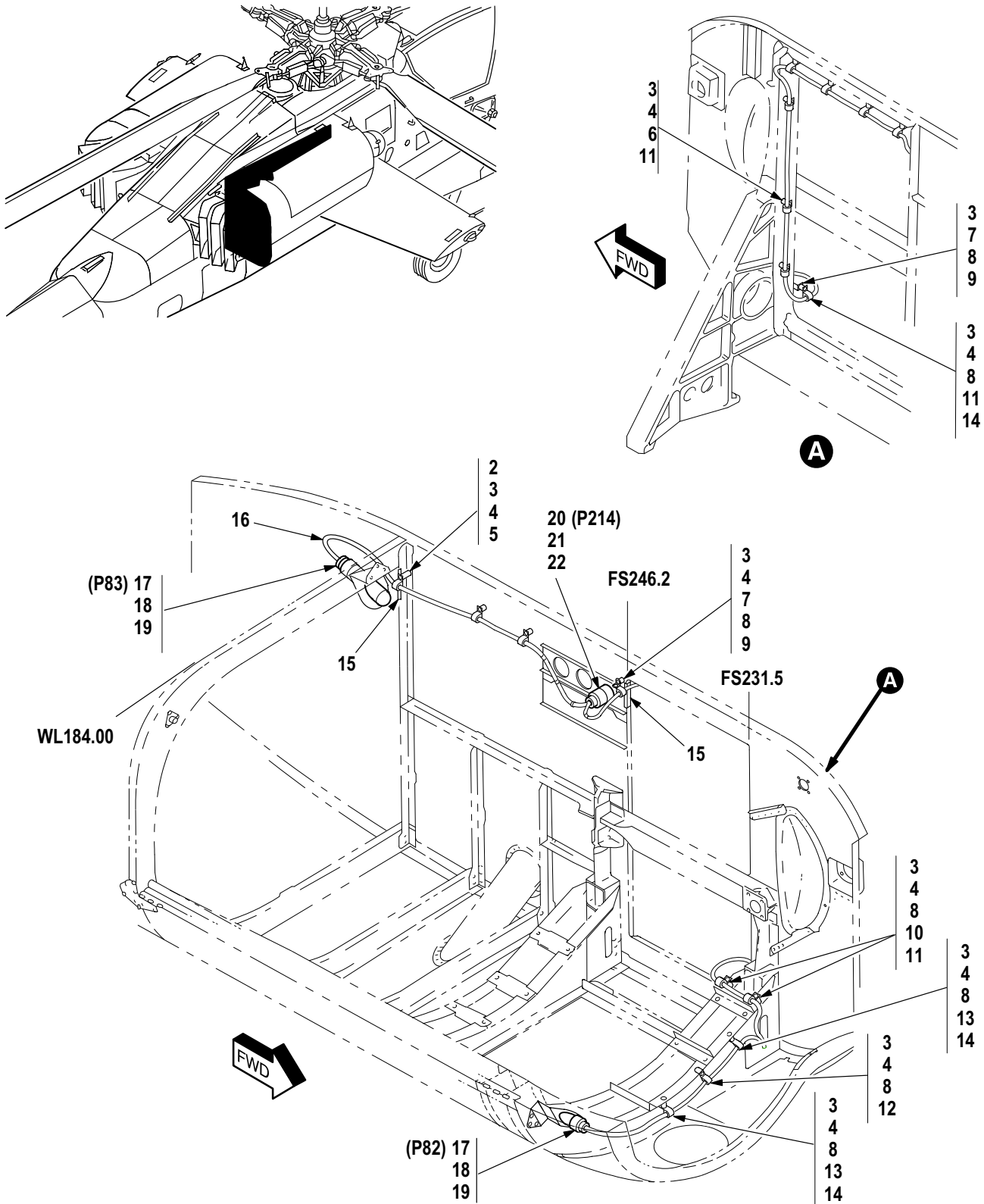
(1) ITEM NO.	(2) SMR CODE	(3) CAGE	(4) PART NUMBER	(5) DESCRIPTION AND USABLE ON CODE (UOC)	(6) QTY
				Group 12 Utility Systems Fig. 670 Fire Extinguisher, Aircraft 7-31 1B26058-601 See Fig. 667 for NHA	
1	PAOZZ	02731	HS4737-2004	• Contact Assembly, EI Module	1
2	XDOOO	02731	7-31 1B24221-009	• Wire Harness	1
3	PAOZA	81349	M83723/76W1005N	•• Connector, Plug, Elec	1
4	PAOZZ	02731	HS5003-0706	•• Adapter, Cable Clamp	1
5	PAOZZ	06090	D-106-1012	•• Splice, Conductor	1
6	PAOZZ	96906	MS25036-102	•• Terminal, Lug	3
7	PAOZZ	96906	MS25036-149	•• Terminal, Lug	1
8	PAOZZ	81349	M85049/31-10A	•• Adapter, Cable Clamp	1
9	AOOOO	02731	7-1 17210004-3	• Extinguisher, Fire	1
10	PAODD	45402	30205000-2	•• Extinguisher, Fire	1
11	XAODD	05167	39040349-2	••• Extinguisher, Aircra	1
12	XDOZZ	96906	MS21920-36	•••• Clamp, Hose	2
13	PAOZZ	45402	13265	•••• Clip, Spring Tension	2
14	PAOZZ	02731	HS5032-0003	•••• Bracket, Angle	2
15	PAOOO	30003	1512AS105	•• Cartridge, Aircraft	3
16	PAOZZ	96906	MS28778-5	••• O-Ring	1
17	PAOZZ	80205	NAS1802-08-5	••• Screw, Machine	1
18	PAOZZ	96906	MS35333-72	••• Washer, Lock	2
19	PAOZZ	80205	MS21044C06	••• Nut, Self-Locking, He	1
20	PAOZZ	96906	MS35333-71	••• Washer, Lock	2
21	PAOZZ	86928	5710-95-5	•• Shim	3
END OF FIGURE					



M09-856E

Figure 671. Group 12 Wiring Installation, LH Nacelle Fire Sensors

(1) ITEM NO.	(2) SMR CODE	(3) CAGE	(4) PART NUMBER	(5) DESCRIPTION AND USABLE ON CODE (UOC)	(6) QTY
				Group 12 Utility Systems Fig. 671 Wiring Installation, LH Nacelle Fire Sensors	
1	XCOOO	02731	7-31 1B26044	• Wire Instl (Not Illustrated-Installation Drawing)	1
2	PAOZZ	80205	MS21042L3	•• Nut, Self-Locking, Ex	12
3	PAOZZ	88044	AN960JD10L	•• Washer, Flat	22
4	PAOZZ	96906	MS51958-65	•• Screw, Machine	7
5	PAOZZ	96906	MS21919WH2	•• Clamp, Loop	17
6	PAOZZ	80205	NAS43DD3-24N	•• Spacer, Sleeve	2
7	PAOZZ	96906	MS51958-64	•• Screw, Machine	3
8	PAOZZ	80205	NAS43DD3-16	•• Spacer, Sleeve	10
9	PAOZZ	96906	MS51958-63	•• Screw, Machine	6
10	PAOZZ	88044	AN743Z12	•• Bracket, Angle	5
11	PAOZZ	96906	MS51958-68	•• Screw, Machine	1
12	PAOZZ	96906	MS51958-62	•• Screw, Machine	2
13	PAOZZ	96906	MS51958-66	•• Screw, Machine	2
14	PAOZZ	96906	MS51958-67	•• Screw, Machine	1
15	PAOZZ	80205	NAS43DD3-48	•• Spacer, Sleeve	1
16	PAOZZ	80205	NAS43DD3-32N	•• Spacer, Sleeve	1
17	PAOZZ	80205	NAS43DD3-8N	•• Spacer, Sleeve	1
18	PAOZZ	96906	MS21266-1N	•• Grommet, Nonmetallic	V
19	XCOOO	02731	7-31 1B24149-003	• Wire Harness W149	1
20	XDOZZ	96906	MS3476W10-6S	•• Connector, Plug, Elec	2
21	XDOZZ	81349	M85049/31-10A	•• Adapter, Cable Clamp	2
22	PAOZZ	81349	M83723/96W1212N	•• Connector, Plug, Elec	1
23	PAOZZ	81349	M85049/31-12A	•• Adapter, Cable Clamp	1
END OF FIGURE					



M09-857E

Figure 672. Group 12 Wiring Installation, RH Nacelle Fire Sensors

(1) ITEM NO.	(2) SMR CODE	(3) CAGE	(4) PART NUMBER	(5) DESCRIPTION AND USABLE ON CODE (UOC)	(6) QTY
				Group 12 Utility Systems Fig. 672 Wiring Installation, RH Nacelle Fire Sensors	
1	XCOOO	02731	7-31 1B26045	• Wire Instl (Not Illustrated-Installation Drawing)	1
2	PAOZZ	96906	MS51958-68	•• Screw, Machine	1
3	PAOZZ	88044	AN960JD10L	•• Washer, Flat	20
4	PAOZZ	96906	MS21919WH2	•• Clamp, Loop	17
5	PAOZZ	80205	NAS43DD3-48	•• Spacer, Sleeve	1
6	PAOZZ	96906	MS51958-65	•• Screw, Machine	10
7	PAOZZ	96906	MS51958-63	•• Screw, Machine	2
8	PAOZZ	80205	MS21042L3	•• Nut, Self-Locking, Ex	10
9	PAOZZ	88044	AN743Z12	•• Bracket, Angle	3
10	PAOZZ	96906	MS51958-64	•• Screw, Machine	2
11	PAOZZ	80205	NAS43DD3-16	•• Spacer, Sleeve	13
12	PAOZZ	96906	MS51958-62	•• Screw, Machine	2
13	PAOZZ	80205	NAS43DD3-24N	•• Spacer, Sleeve	2
14	PAOZZ	96906	MS51958-66	•• Screw, Machine	3
15	PAOZZ	96906	MS21266-1N	•• Grommet, Nonmetallic	V
16	XCOOO	02731	7-31 1B24164-003	• Wire Harness	1
17	XDOZZ	96906	MS3476W10-6S	•• Connector, Plug, Elec	2
18	XDOZZ	81349	M85049/31-10A	•• Adapter, Cable Clamp	2
19	PAOZZ	81349	M39029/5-1 15	•• Contact, Electrical	12
20	PAOZZ	81349	M83723/96W1212N	•• Connector, Plug, Elec	1
21	PAOZZ	81349	M85049/31-12A	•• Adapter, Cable Clamp	1
22	PAOZZ	81349	M39029/4-1 10	•• Contact, Electrical	12
END OF FIGURE					

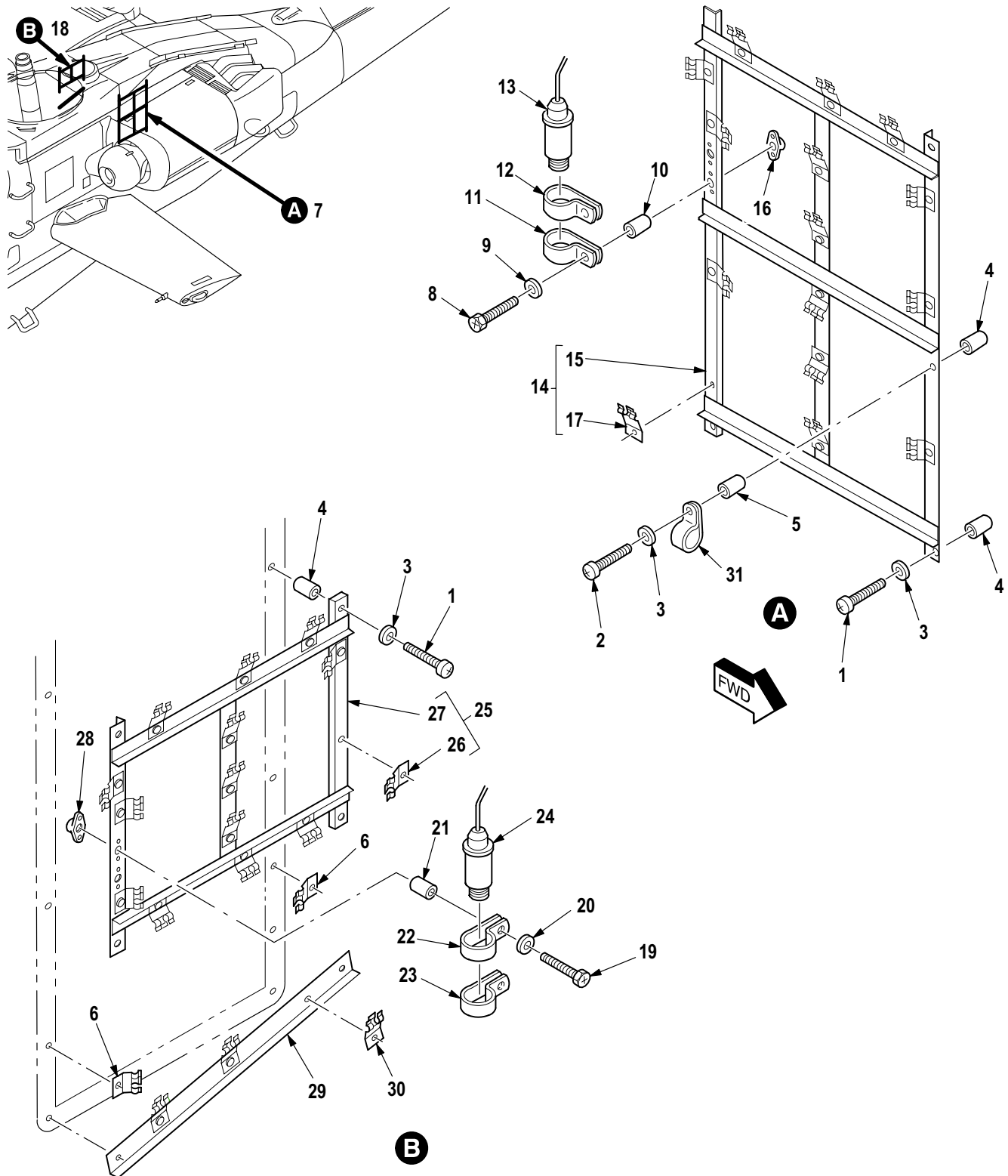
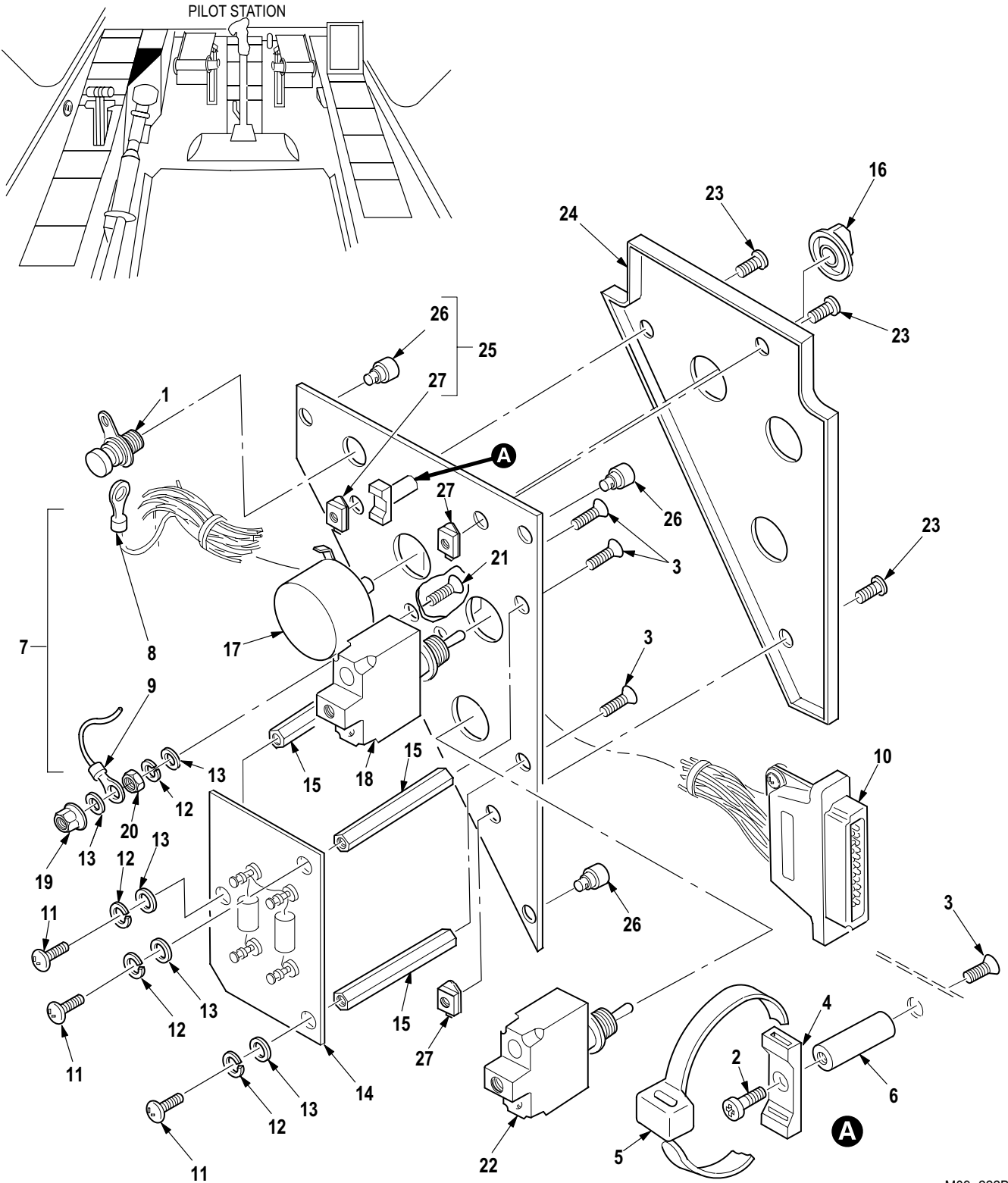


Figure 673. Group 12 Fire/Overheat Detector and Frame Installation, Engine Firewall Louver

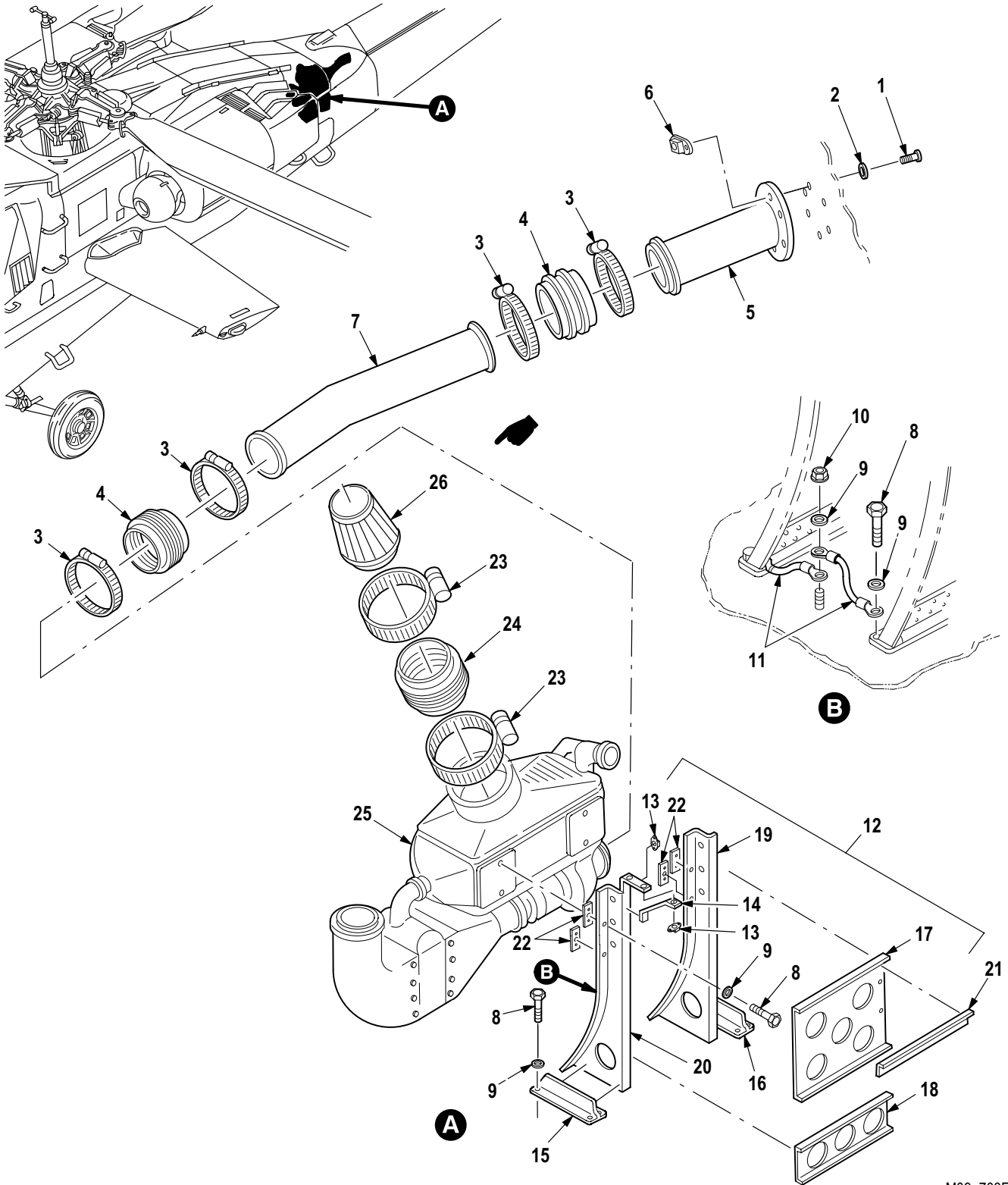
(1) ITEM NO.	(2) SMR CODE	(3) CAGE	(4) PART NUMBER	(5) DESCRIPTION AND USABLE ON CODE (UOC)	(6) QTY
				Group 12 Utility Systems Fig. 673 Fire/Overheat Detector and Frame Installation, Engine Firewall Louver	
1	PAOZZ	96906	MS51958-71	• Screw, Machine	11
2	PAOZZ	96906	MS51958-72	• Screw, Machine	1
3	PAOZZ	88044	AN960JD10L	• Washer, Flat	78
4	PAOZZ	80205	NAS43HT3-24	• Spacer, Sleeve	12
5	PAOZZ	80205	NAS43HT3-8	• Spacer, Sleeve	1
6	PAOZZ	02731	HS5530-0003	• Clip, Spring Tension	2
7	PAOOO	02731	7-31 1650009	• Bracket, Mounting LH	1
8	PAOZZ	80205	NAS1096-3-24	•• Screw, Machine	2
9	PAOZZ	88044	AN960JD10L	•• Washer, Flat	2
10	PAOZZ	80205	NAS43HT3-64	•• Spacer, Sleeve	2
11	PAOZZ	81349	M85052/1-16	•• Clamp, Loop	1
12	PAOZZ	96906	MS21333-13	•• Clamp, Loop	1
13	PAOZZ	02731	7-31 1650006	•• Sensing Element, Fir	1
14	XDOOO	02731	7-31 1650008	•• Frame, Fire Detector	1
15	XDOOO	02731	7-31 1650008-7	••• Frame	1
16	PAOZZ	80205	MS21075L3E	•••• Nut, Self-Locking, PI	2
17	PAOZZ	02731	HS5530-0001	••• Clip, Spring Tension	15
18	AOOOO	02731	7-31 1650011	• Frame Assembly RH	1
19	PAOZZ	80205	NAS1096-3-16	•• Screw, Machine	2
20	PAOZZ	88044	AN960JD10L	•• Washer, Flat	2
21	PAOZZ	80205	NAS43HT3-48	•• Spacer, Sleeve	2
22	PAOZZ	96906	MS21333-13	•• Clamp, Loop	1
23	PAOZZ	81349	M85052/1-16	•• Clamp, Loop	1
24	PAOZZ	02731	7-31 1650006	•• Sensing Element, Fir	1
25	PAOOO	02731	7-31 1650010	•• Bracket, Mounting	1
26	PAOZZ	02731	HS5530-0001	••• Clip, Spring Tension	14
27	XAOOO	02731	7-31 1650010-9	•••• Frame	1
28	PAOZZ	80205	MS21075L3E	•••• Nut, Self-Locking, PI	2
29	PAOOO	02731	7-31 1650010-1 1	•• Panel, Structural, Ai	1
30	PAOZZ	02731	HS5530-0001	••• Clip, Spring Tension	3
31	XDOZZ	96906	MS21919WCJ12	Clamp, Loop	1
				END OF FIGURE	



M09-222B

Figure 674. Group 13 Panel Assembly, Power Distribution, Pilot
7-31 1A20012

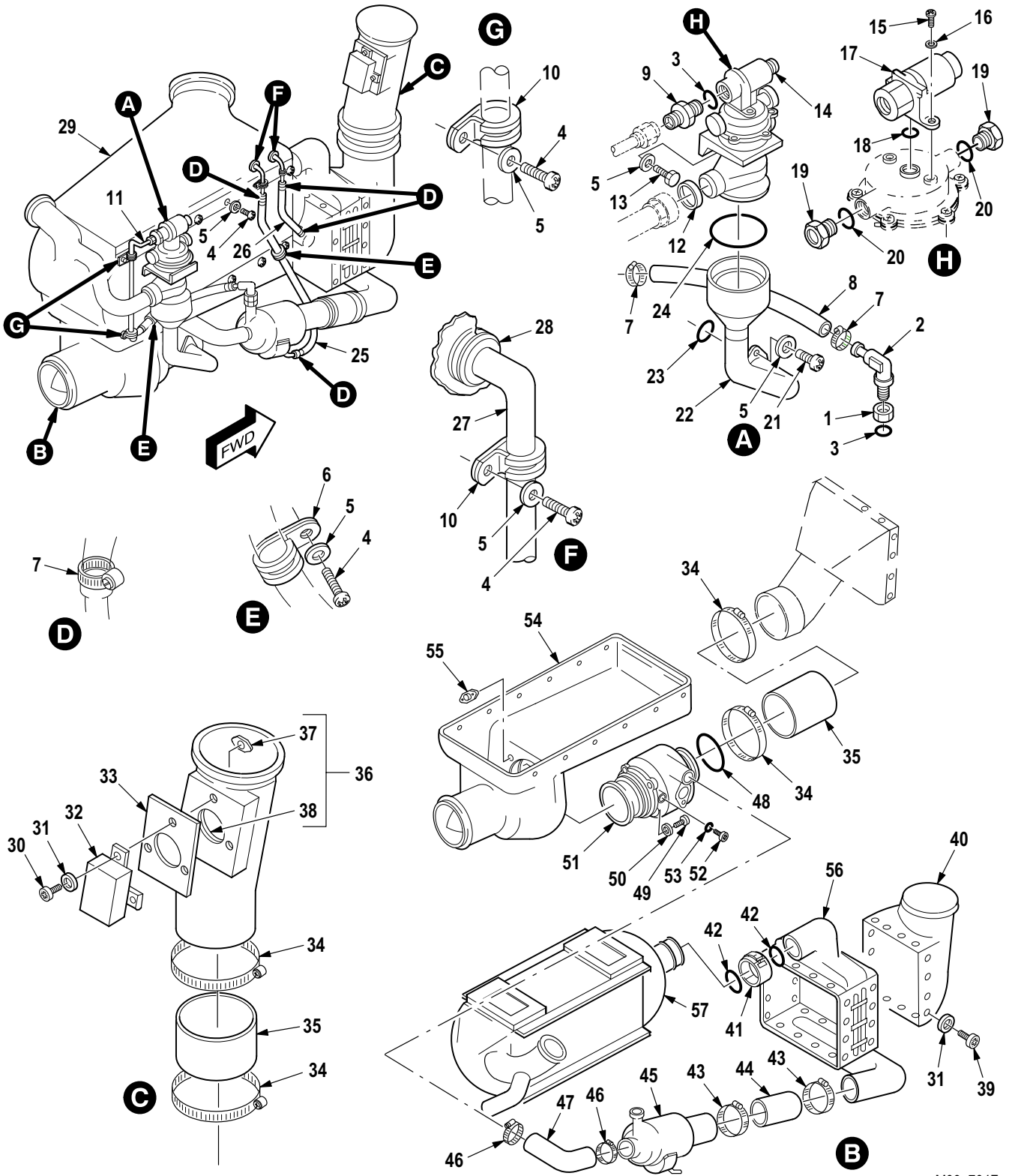
(1) ITEM NO.	(2) SMR CODE	(3) CAGE	(4) PART NUMBER	(5) DESCRIPTION AND USABLE ON CODE (UOC)	(6) QTY
				Group 13 Environmental Control System Fig. 674 Panel Assembly, Power Distribution, Pilot 7-31 1A20012 See Fig. 370 for NHA	
1	PAFZA	96906	MS90335-2	• Connector, Receptacl	1
2	PAFZZ	80205	NAS1190-06P4	• Screw, Cap, Socket He	1
3	PAFZZ	96906	MS24693S24	• Screw, Machine	4
4	PAFZZ	02731	HS4271-1S6	• Mounting Base, Tiedo	1
5	PAFZZ	96906	MS3367-4-0	• Strap, Tiedown, Elect	1
6	PAFZZ	80205	NAS1786A06-16	• Post, Electrical-Mec	1
7	PAFFF	02731	7-31 1B24609-003	• Wire Harness	1
8	PAFZZ	96906	MS25036-148	• • Terminal, Lug	1
9	PAFZZ	96906	MS25036-102	• • Terminal, Lug	9
10	XDFZZ	02731	HS5239A1110W	• • Connector, Plug, Elec	1
11	PAFZZ	80205	NAS601-6B	• Screw, Machine	3
12	PAFZZ	96906	MS35338-41	• Washer, Lock	7
13	PAFZZ	88044	AN960JD6L	• Washer, Flat	5
14	PAFZZ	02731	7-31 1A20055	• Resistor Assembly	1
15	PAFZZ	80205	NAS1786A06-29	• Post, Electrical-Mec	3
16	PAOZZ	02731	HS4160-72	• Knob	1
17	PAFZZ	81349	RV4NAYSD502A	• Resistor, Variable, N	1
18	PAFZZ	96906	MS24523-22	• Switch, Toggle	1
19	PAFZZ	80205	MS21042L06	• Nut, Self-Locking, Ex	1
20	PAFZZ	80205	NAS671C6	• Nut, Plain, Hexagon	1
21	PAFZZ	96906	MS24693S30	• Screw, Machine	1
22	PAFZZ	96906	MS24523-23	• Switch, Toggle	1
23	PAFZZ	96906	MS51957-29B	• Screw, Machine	3
24	PAOZZ	02731	7-31 1A20010	• Panel, Indicating, Li	1
25	PAFFF	02731	7-31 1A20051	• Support Panel, Cons	1
26	PAFZZ	02731	HS4148-1	• • Stud Assembly, Turnl	3
27	PAFZZ	80205	MS21075L06N	• • Nut, Self-Locking, Pl	3
END OF FIGURE					



M09-703F

Figure 675. Group 13 Environmental Control Unit Installation
7-31 1A22000

(1) ITEM NO.	(2) SMR CODE	(3) CAGE	(4) PART NUMBER	(5) DESCRIPTION AND USABLE ON CODE (UOC)	(6) QTY
				Group 13 Environmental Control System Fig. 675 Environmental Control Unit Installation 7-31 1A22000	
1	PAOZZ	80205	NAS1403-2	• Screw, Machine	6
2	PAOZZ	88044	AN960JD10L	• Washer, Flat	6
3	PAOZZ	14711	10A260-400-1	• Clamp, Hose	4
4	PAOZZ	02731	HS4735-400-12	• Hose, Nonmetallic	2
5	PAOOO	02731	7-21 1A22108	• Duct Assembly, Air C	1
6	PAOZZ	80205	MS21075L3E	• • Nut, Self-Locking, PI	6
7	PAOZZ	02731	7-1 16310072	• Duct, Discharge	1
8	PAOZZ	80205	NAS1304-5	• Bolt, Machine	12
9	PAOZZ	88044	AN960PD416L	• Washer, Flat	13
10	PAOZZ	80205	MS21042L4	• Nut, Self-Locking, Ex	1
11	PAOZZ	81349	M83413/8-A06CC	• Lead, Electrical	2
12	PAOOO	02731	7-31 1A22001	• Support Assy, Enviro	1
13	PAOZZ	80205	MS21075L3E	• • Nut, Self-Locking, PI	5
14	XDOZZ	02731	7-31 1A22001-15	• • Support	1
15	XDOZZ	02731	7-31 1A22001-9	• • Tee	1
16	XDOZZ	02731	7-31 1A22001-7	• • Tee	1
17	XDOZZ	02731	7-31 1A22001-13	• • Web	1
18	XDOZZ	02731	7-31 1A22001-11	• • Web	1
19	XAOZZ	02731	7-31 1A22001-3	• • Zee	1
20	XAOZZ	02731	7-31 1A22001-5	• • Zee	1
21	XDOZZ	02731	7-31 1A22001-17	• • Stiffener	1
22	XDOZZ	02731	7-31 1A22001-19	• • Spacer	1
23	PAOZZ	80205	NAS1922-0525-1	• Clamp, Hose	2
24	PAOZZ	02731	7-31 1A22103	• Hose, Air Duct	1
25	PAODD	02731	7-31 1A22105	• Regulator, Air Press (See Fig. 676 for Breakdown)	1
26	PAOZZ	0N0N0	RU-2800	Filter Element, Inta	1
END OF FIGURE					

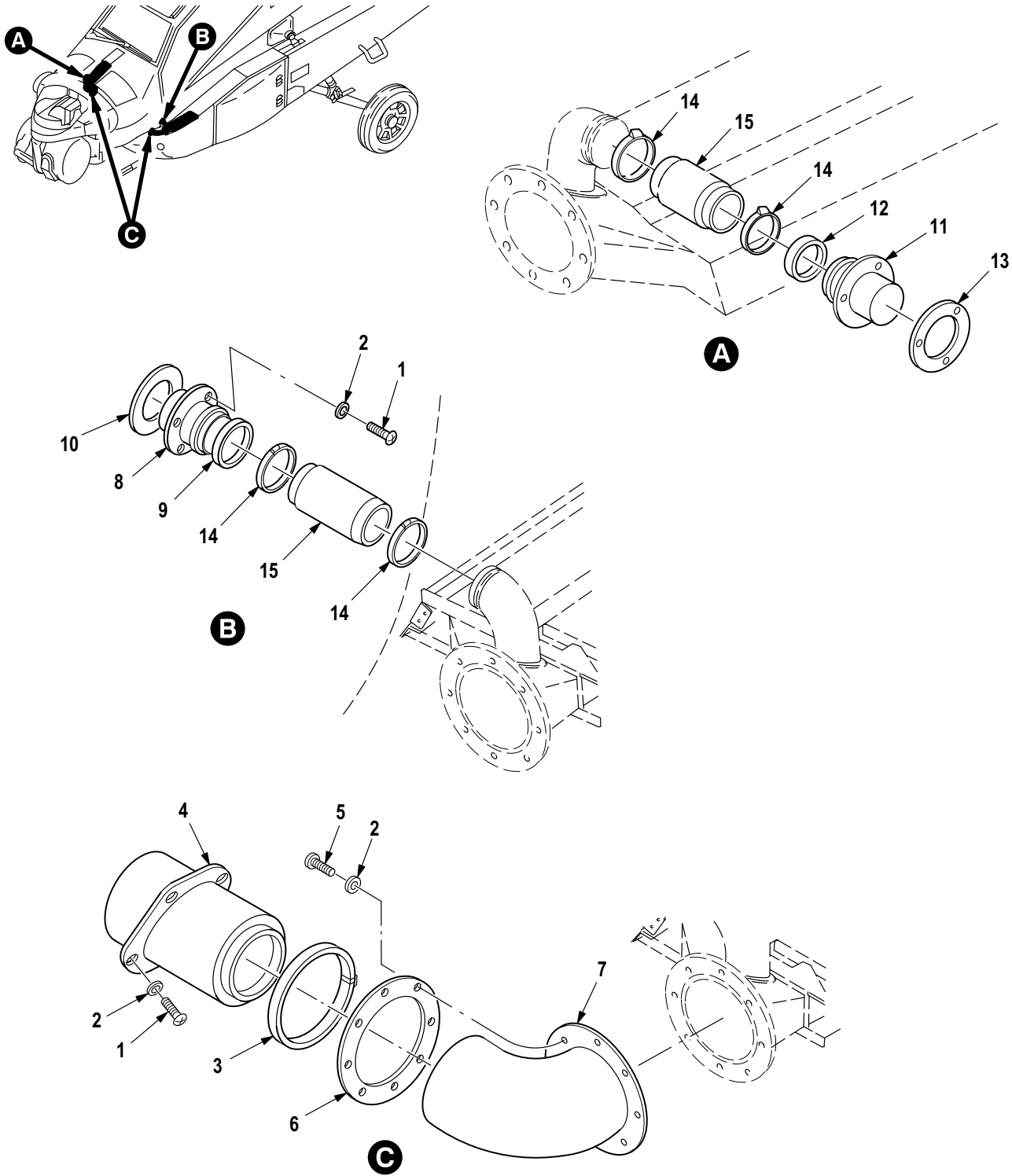


M09-704F

Figure 676. Group 13 Regulator, Air Pressure
7-311A22105

(1) ITEM NO.	(2) SMR CODE	(3) CAGE	(4) PART NUMBER	(5) DESCRIPTION AND USABLE ON CODE (UOC)	(6) QTY
				Group 13 Environmental Control System Fig. 676 Regulator, Air Pressure 7-31 1A22105 See Fig. 675 for NHA	
1	PAOZZ	98897	LS12906-184	• Nut, Plain, Hexagon	1
2	PAOZZ	88044	AN838-4D	• Elbow, Tube to Hose	1
3	PAOZZ	81349	M83248/1-904	• Packing, Preformed	2
4	PAOZZ	96906	MS35207-263	• Screw, Machine	24
5	PAOZZ	88044	AN960PD10L	• Washer, Flat	27
6	PAOZZ	96906	MS21919WCJ8	• Clamp, Loop	2
7	PAOZZ	70210	211-032-9002	• Clamp, Loop	6
8	MOOZZ	70210	2203011-21	• Hose	V
9	PAOZZ	88044	AN815-4D	• Nipple, Boss	1
10	XDOZZ	96906	MS21919DG4	• Clamp, Loop	4
11	PAOZZ	70210	2202806-1	• Tube Assembly, Metal	1
12	PAOZZ	80205	NAS595-24E	• Sleeve, Compression	1
13	PAOZZ	88044	AN3-3A	• Bolt, Machine	2
14	PAODD	99193	397884-1-2	• Valve, Shutoff	1
15	PAOZZ	96906	MS51958-61	• Screw, Machine	2
16	PAOZZ	88044	AN960C10L	• Washer, Flat	2
17	PAOZZ	59364	882661-16	• Electromagnetic Act	1
18	PAOZZ	59364	S8990-008	• Packing, Preformed	1
19	PAOZZ	88044	AN814-4DL	• Plug, Machine Thread	2
20	PAOZZ	59364	S8990-580	• Packing, Preforme	2
21	PAOZZ	96906	MS35207-262	• Screw, Machine	2
22	PAOZZ	70210	2202944-1	• Duct Assembly, Air C	1
23	PAOZZ	70210	S9026L124	• O-Ring	1
24	PAOZZ	70210	S9026M143	• O-Ring	1
25	MOOZZ	70210	2203011-22	• Hose	V
26	MOOZZ	70210	2203011-20	• Hose	V
27	PAOZZ	70210	2202767-1	• Nozzle, Distribution	2
28	PAOZZ	96906	MS35489-7	• Grommet, Nonmetallic	2
29	PAOZZ	70210	2202215-2	• Duct, Ram Air Inlet	1
30	PAOZZ	96906	MS27039-0809	• Screw, Machine	3
31	PAOZZ	88044	AN960PD8	• Washer, Flat	35
32	PAODD	07217	625614-2-1	• Control, Temperature	1
33	PAOZZ	70210	2202404-1	• Gasket	1
34	PAOZZ	70210	211-020-9018	• Clamp, Hose	4
35	PAOZZ	70210	2201859-16	• Hose, Air Duct	2
36	PAOOO	70210	2202758-1	• Duct Assembly, Tempe	1
37	PAOZZ	96906	MS21059L08	• Nut, Self-Locking, PI	3
38	MOOZZ	70210	2202758-5	• Plate	1
39	PAOZZ	96906	MS35206-245	• Screw, Machine	32
40	PAOZZ	70210	2202768-1	• Duct Assembly, Air C	1
41	PAOZZ	8V613	HS4724-32DE	• Coupling Assembly, T	1
42	PAOZZ	81349	M83248/1-226	• O-Ring	2
43	PAOZZ	70210	211-044-91 11	• Clamp, Hose	2
44	PAOZZ	70210	2201859-14	• Hose, Air Duct	1
45	PAOZZ	70210	192588-1-2	• Pump, Centrifugal	1
46	PAOZZ	70210	211-044-9108	• Clamp, Hose	2
47	PAOZZ	70210	2202374-1	• Hose, Air Duct	1
48	PAOZZ	81349	M83248/1-136	• O-Ring	1

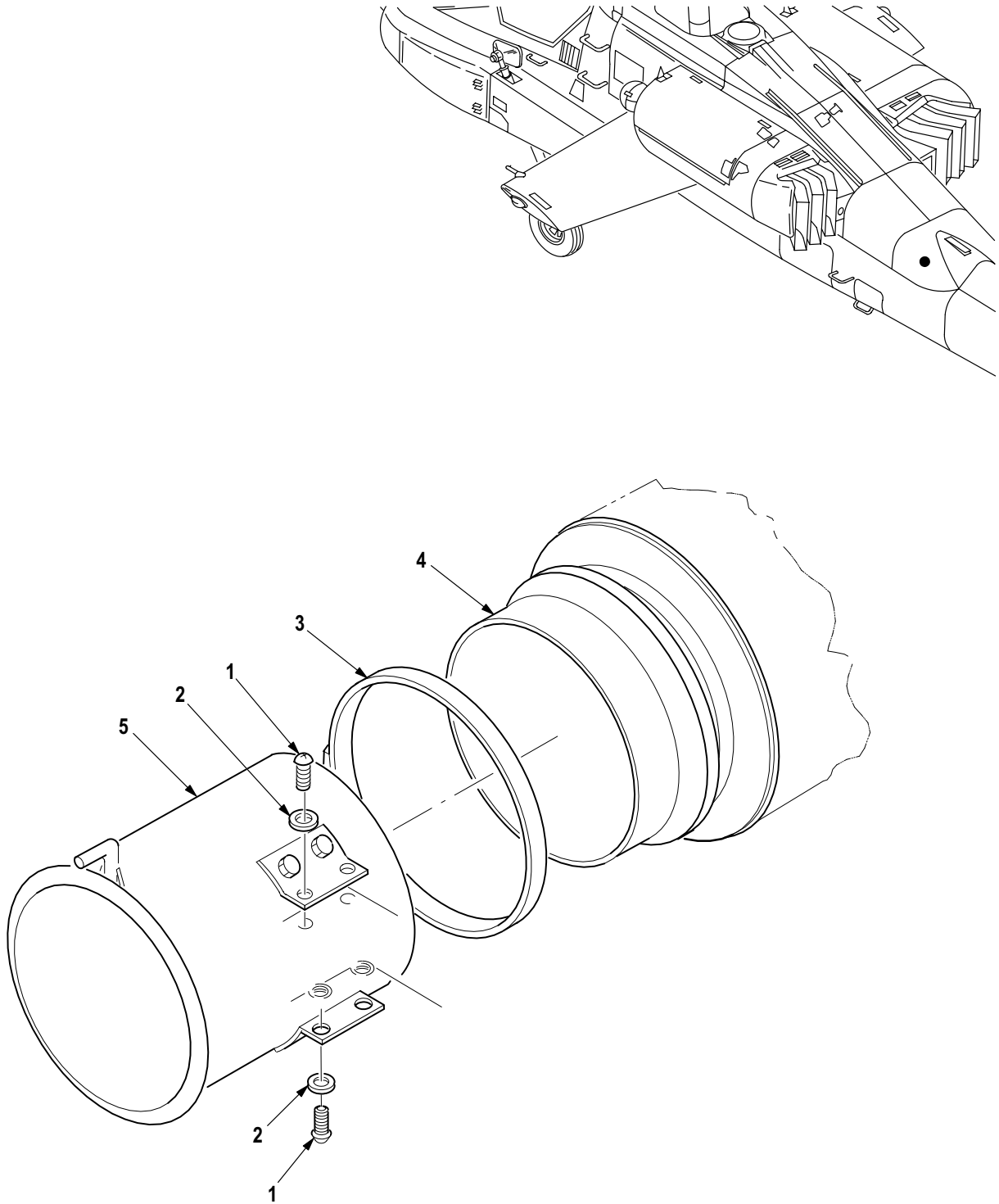
(1) ITEM NO.	(2) SMR CODE	(3) CAGE	(4) PART NUMBER	(5) DESCRIPTION AND USABLE ON CODE (UOC)	(6) QTY
49	PAOZZ	88044	AN4-10A	• Bolt, Machine	4
50	PAOZZ	88044	AN960-416L	• Washer, Flat	4
51	PAODD	70210	2204390-1-1	• Turbine, Aircraft Co	1
52	PAOZZ	96906	MS9015-02	•• Plug, Machine Thread	2
53	PAOZZ	70210	S9028D902	•• O-Ring	2
54	PAOOO	70210	2202213-1	• Duct Assembly, Air C	1
55	PAOZZ	96906	MS21059L4	•• Nut, Self-Locking, Pl	4
56	PADDD	70210	194187-2-1	• Heat Exchanger, Air	1
57	PAODD	70210	194186-2-1	• Heat Exchanger, Air	1
END OF FIGURE					



M09-590C

Figure 677. Group 13 Cooling System Installation
7-31 1A23003

(1) ITEM NO.	(2) SMR CODE	(3) CAGE	(4) PART NUMBER	(5) DESCRIPTION AND USABLE ON CODE (UOC)	(6) QTY
				Group 13 Environmental Control System Fig. 677 Cooling System Installation 7-31 1A23003	
1	PAOZZ	80205	NAS603-9P	▪ Screw, Machine	15
2	PAOZZ	88044	AN960JD10L	▪ Washer, Flat	31
3	PAOZZ	14711	10A260-400-1	▪ Clamp, Hose	2
4	PAOZZ	02731	7-21 1A23103-3	▪ Fan, Vaneaxial	2
4	PAOZZ	02731	7-21 1A23103-5	▪ Fan, Vaneaxial	2
5	PAOZZ	80205	NAS563-21	▪ Bolt, Machine	16
6	PAOZZ	02731	7-31 1A23003-3	▪ Spacer, Ring	2
7	PAOZZ	02731	7-31 1A23112	▪ Duct, Fan	2
8	PAOOO	02731	7-31 1A23116	▪ Duct Assembly, Air C	1
9	XDOZZ	02731	7-31 1A23116-5	▪ Seal, Rubber Special	1
10	PAOZZ	02731	7-31 1A23115	▪ Gasket	1
11	PAOOO	02731	7-31 1A23114	▪ Duct Assembly, Air C	1
12	XDOZZ	02731	7-31 1A23114-5	▪ Seal, Rubber Special	1
13	PAOZZ	02731	7-31 1A23115	▪ Gasket	1
14	PAOZZ	80205	NAS1922-0200-3	▪ Clamp, Hose	4
15	PAOZZ	02731	7-21 1A21237-39	▪ Hose, Nonmetallic	2
END OF FIGURE					



M09-213C

Figure 678. Group 13 Fan Installation
7-21 1A23002

(1) ITEM NO.	(2) SMR CODE	(3) CAGE	(4) PART NUMBER	(5) DESCRIPTION AND USABLE ON CODE (UOC)	(6) QTY
				Group 13 Environmental Control System Fig. 678 Fan Installation 7-21 1A23002	
1	PAOZZ	80205	NAS1403-3	▪ Screw, Machine	4
2	PAOZZ	88044	AN960JD10	▪ Washer, Flat	4
3	PAOZZ	14711	10A260-450-3B	▪ Clamp, Hose	1
4	PAOZZ	02731	7-21 1A23105	▪ Hose, Air Duct	1
5	PAOZZ	02731	7-21 1A23102	▪ Fan, Vaneaxial	1
END OF FIGURE					

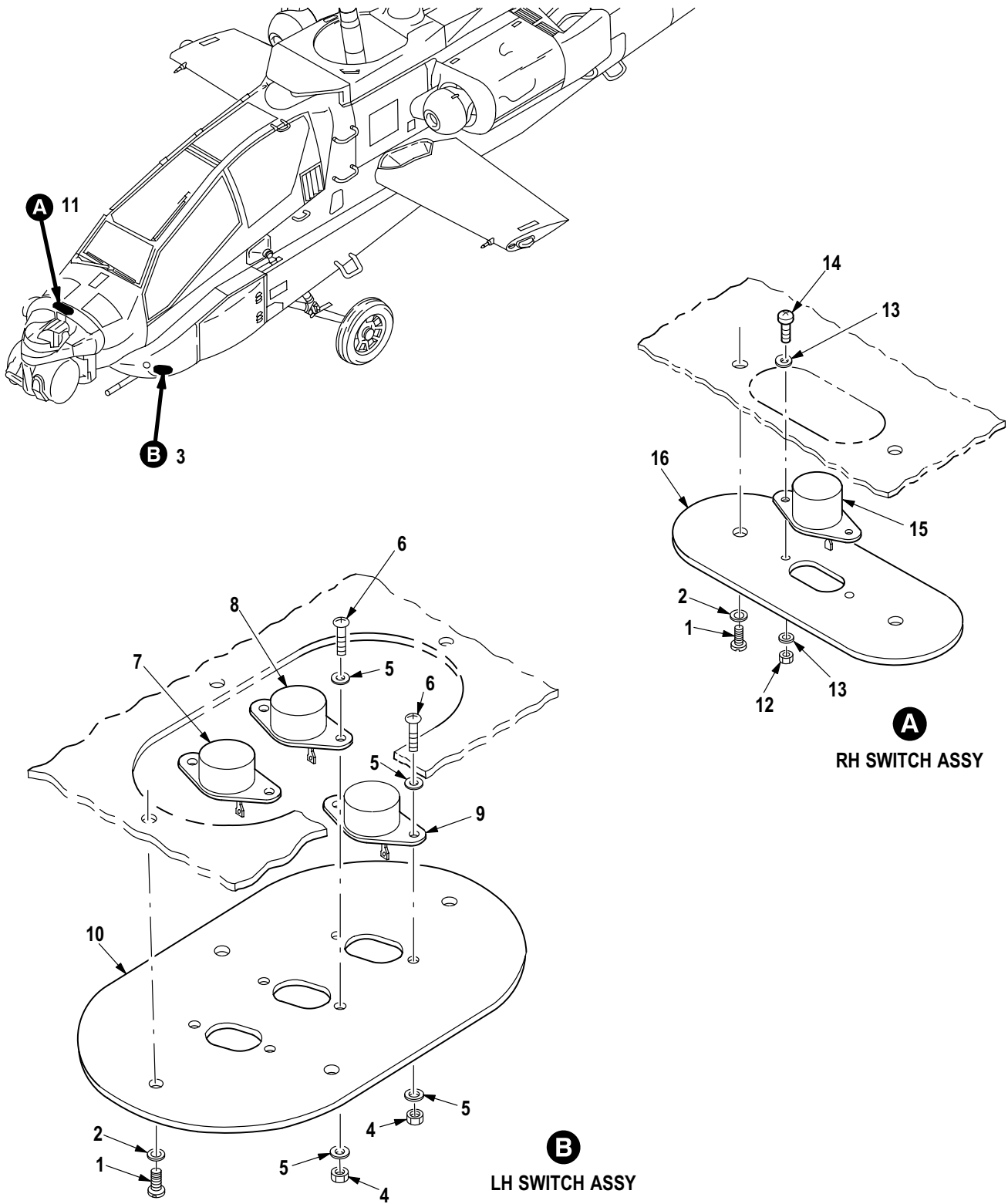
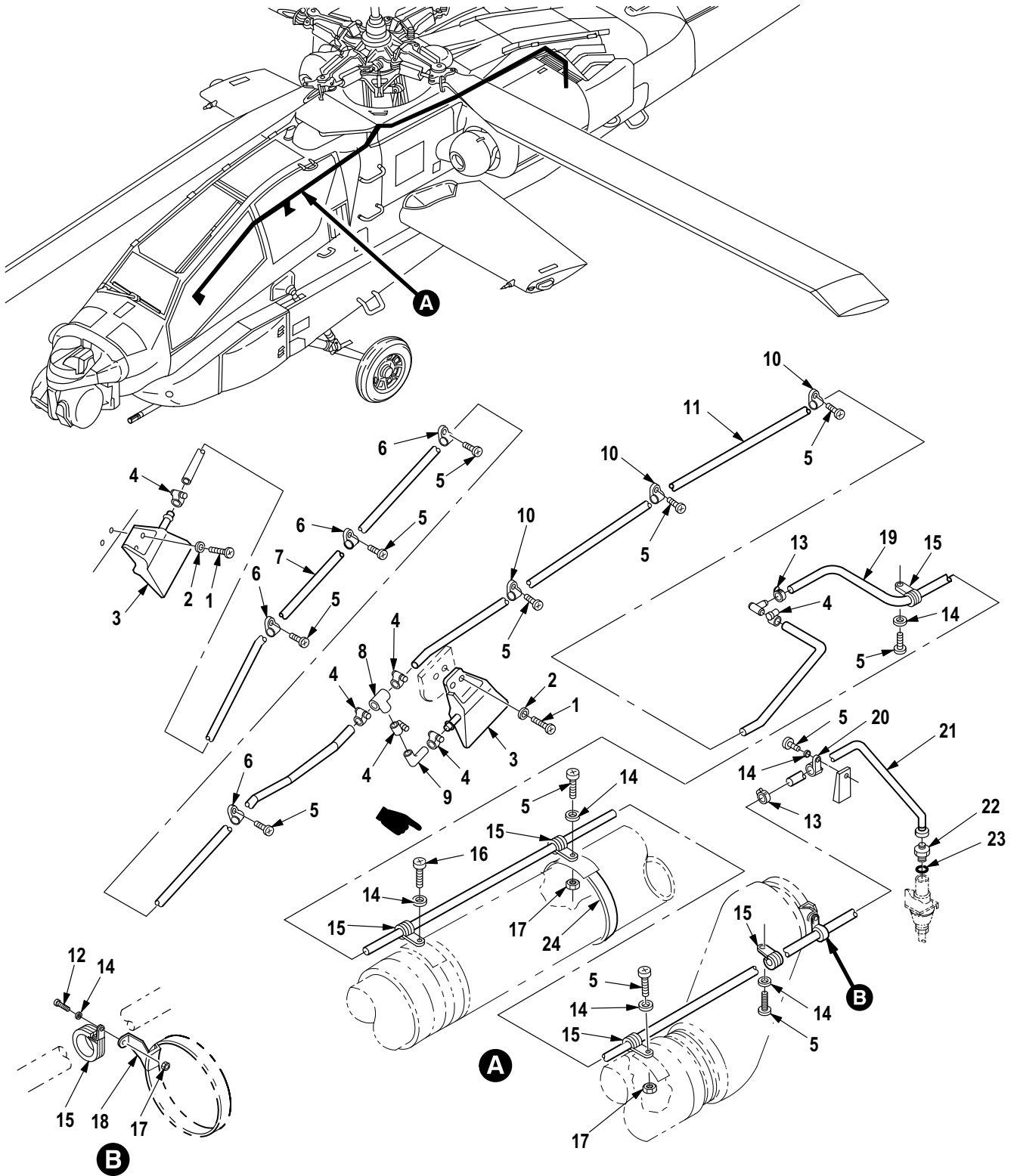


Figure 679. Group 13 Thermal Switch Assembly LH and RH

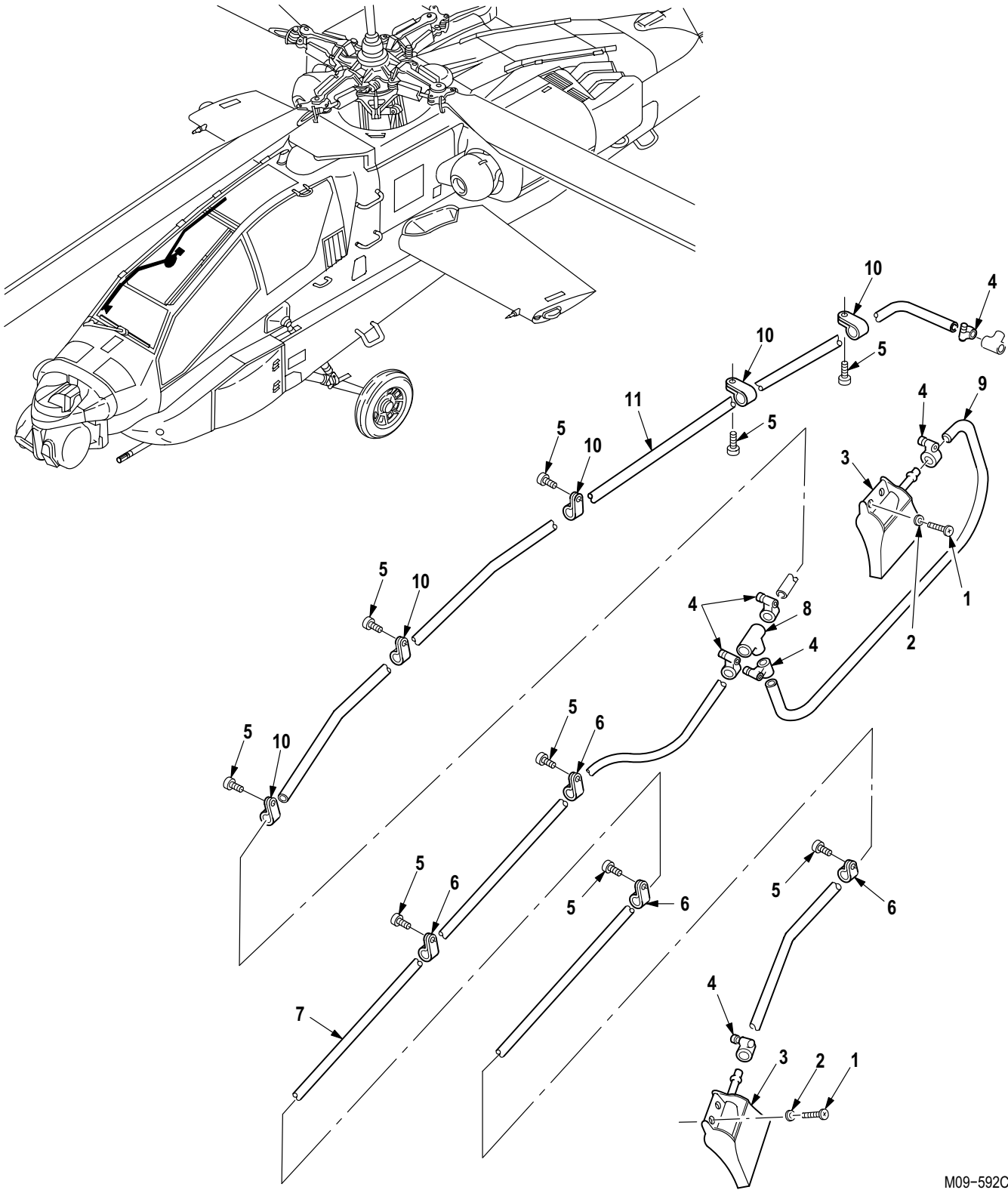
(1) ITEM NO.	(2) SMR CODE	(3) CAGE	(4) PART NUMBER	(5) DESCRIPTION AND USABLE ON CODE (UOC)	(6) QTY
				Group 13 Environmental Control System Fig. 679 Thermal Switch Assembly LH and RH	
1	PAOZZ	96906	MS51958-62	• Screw, Machine LH	4
1	PAOZZ	96906	MS51958-62	• Screw, Machine RH	2
2	PAOZZ	88044	AN960JD10L	• Washer, Flat LH	4
2	PAOZZ	88044	AN960JD10L	• Washer, Flat RH	2
3	PAOOO	02731	7-31 1A20015-601	• Switch Assembly LH (Usbl Eff 82-24200 and Subs)	1
4	PAOZZ	80205	MS21044C04	• • Nut, Self-Locking, He	6
5	PAOZZ	96906	MS15795-803	• • Washer, Flat	12
6	PAOZZ	96906	MS51957-15	• • Screw, Machine	6
7	PAOZZ	81349	M24236/1EGCGA	• • Switch, Thermostatic	1
8	PAOZZ	81349	M24236/1EGEGC	• • Switch, Thermostatic	1
9	PAOZZ	81349	M24236/1-FHDHB	• • Switch, Thermostatic (Usbl Eff 82-24200 and Subs)	1
10	PAOZZ	02731	7-31 1A20014	• • Cover, Access	1
11	PAOOO	02731	7-31 1A20018-601	• Switch Assy, Thermal RH (Usbl Eff 82-24200 and Subs)	1
12	PAOZZ	80205	MS21044C04	• • Nut, Self-Locking, He	2
13	PAOZZ	96906	MS15795-803	• • Washer, Flat	4
14	PAOZZ	96906	MS51957-15	• • Screw, Machine	2
15	PAOZZ	81349	M24236/1-FHDHB	• • Switch, Thermostatic (Usbl Eff 82-24200 and Subs)	1
16	PAOZZ	02731	7-31 1A20017	• • Cover, Electrical Sw	1
END OF FIGURE					



M09-591E

Figure 680. Group 13 Environmental Control Defogging System LH
7-31 1A21300-601

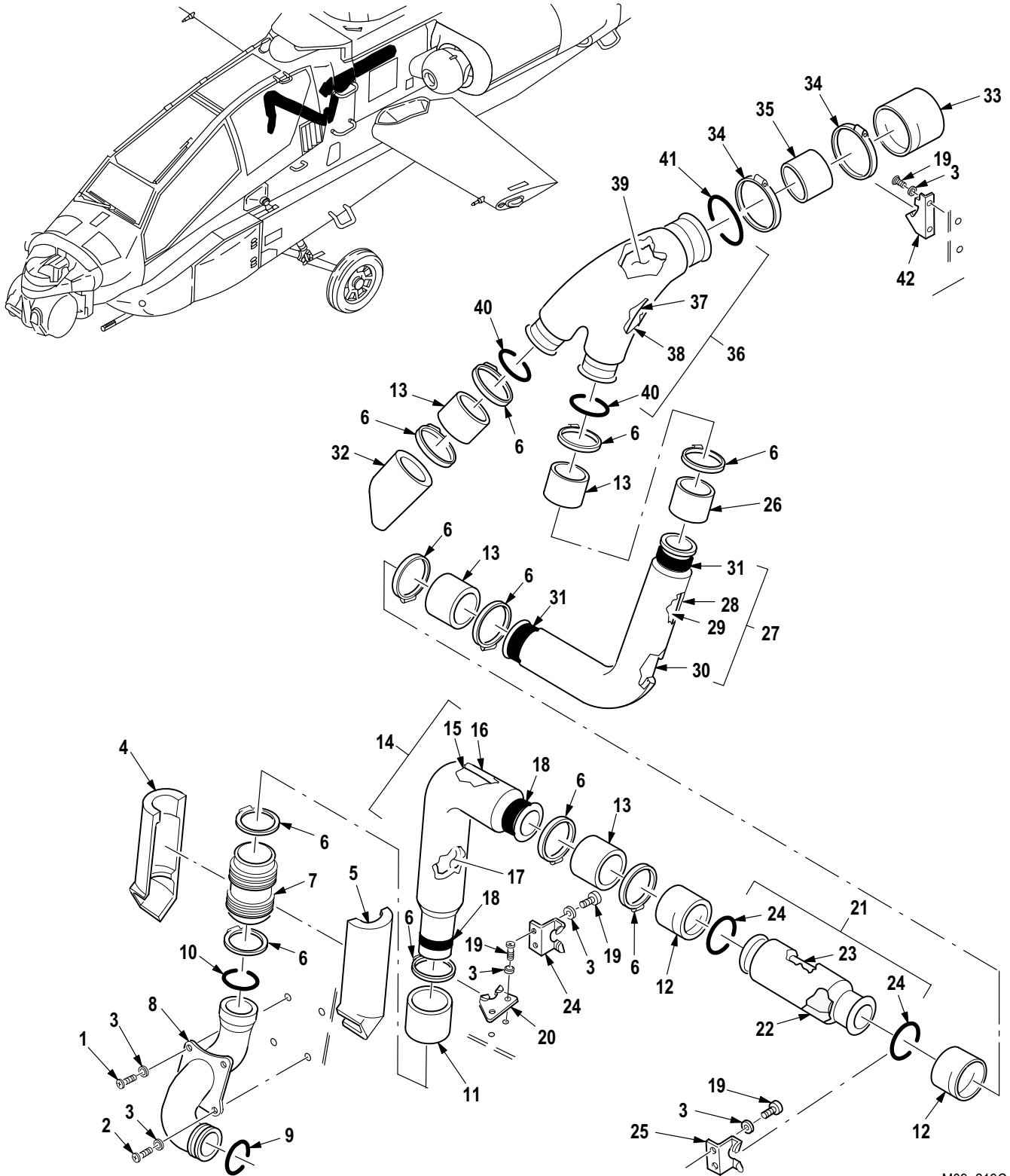
(1) ITEM NO.	(2) SMR CODE	(3) CAGE	(4) PART NUMBER	(5) DESCRIPTION AND USABLE ON CODE (UOC)	(6) QTY
				Group 13 Environmental Control System Fig. 680 Environmental Control Defogging System LH 7-31 1A21300-601	
1	PAOZZ	80205	NAS602-8B	• Screw, Machine	4
2	PAOZZ	80205	NAS1149DN816J	• Washer, Flat	4
3	PAOZZ	02731	7-31 1A21304	• Air Mixer Nozzle, Ca	2
4	PAOZZ	80205	NAS1922-0050-1	• Clamp, Hose	5
5	PAOZZ	80205	NAS1096-3-8	• Screw, Machine	10
6	PAOZZ	96906	MS21919WDG8	• Clamp, Loop	4
7	PAOZZ	02731	7-21 1A21307-9	• Hose, Nonmetallic	1
8	PAOZZ	02731	7-31 1A21330	• Tee, Hose	2
9	PAOZZ	02731	7-21 1A21307-3	• Hose, Nonmetallic	1
10	PAOZZ	96906	MS21919WDG9	• Clamp, Loop	3
11	PAOZZ	02731	7-31 1A21307-3	• Hose, Air Duct	1
12	PAOZZ	80205	NAS1096-3-6	• Screw, Machine	2
13	PAOZZ	80205	NAS1922-0075-1	• Clamp, Hose	2
14	PAOZZ	80205	NAS1149D0332J	• Washer, Flat	23
15	PAOZZ	96906	MS21919WCJ12	• Clamp, Loop	6
16	PAOZZ	80205	NAS1096-3-10	• Screw, Machine	1
17	PAOZZ	80205	MS21042-3	• Nut, Self-Locking, Ex	3
18	PAOZZ	02731	HS5032-0003	• Bracket, Angle	1
19	PAOZZ	02731	7-31 1A21308-3	• Hose, Air Duct	1
20	PAOZZ	96906	MS21919WCJ10	• Clamp, Loop	1
21	PAOZZ	02731	7-31 1A21331-7	• Tube Assembly, Metal	1
22	PAOZZ	96906	MS21916D12-10	• Reducer, Boss	1
23	PAOZZ	96906	MS9385-12	• O-Ring	1
24	PAOZZ	80205	NAS1922-0450-1	• Clamp, Hose	1
END OF FIGURE					



M09-592C

Figure 681. Group 13 Environmental Control Defogging System RH
7-31 1A21300-60 1

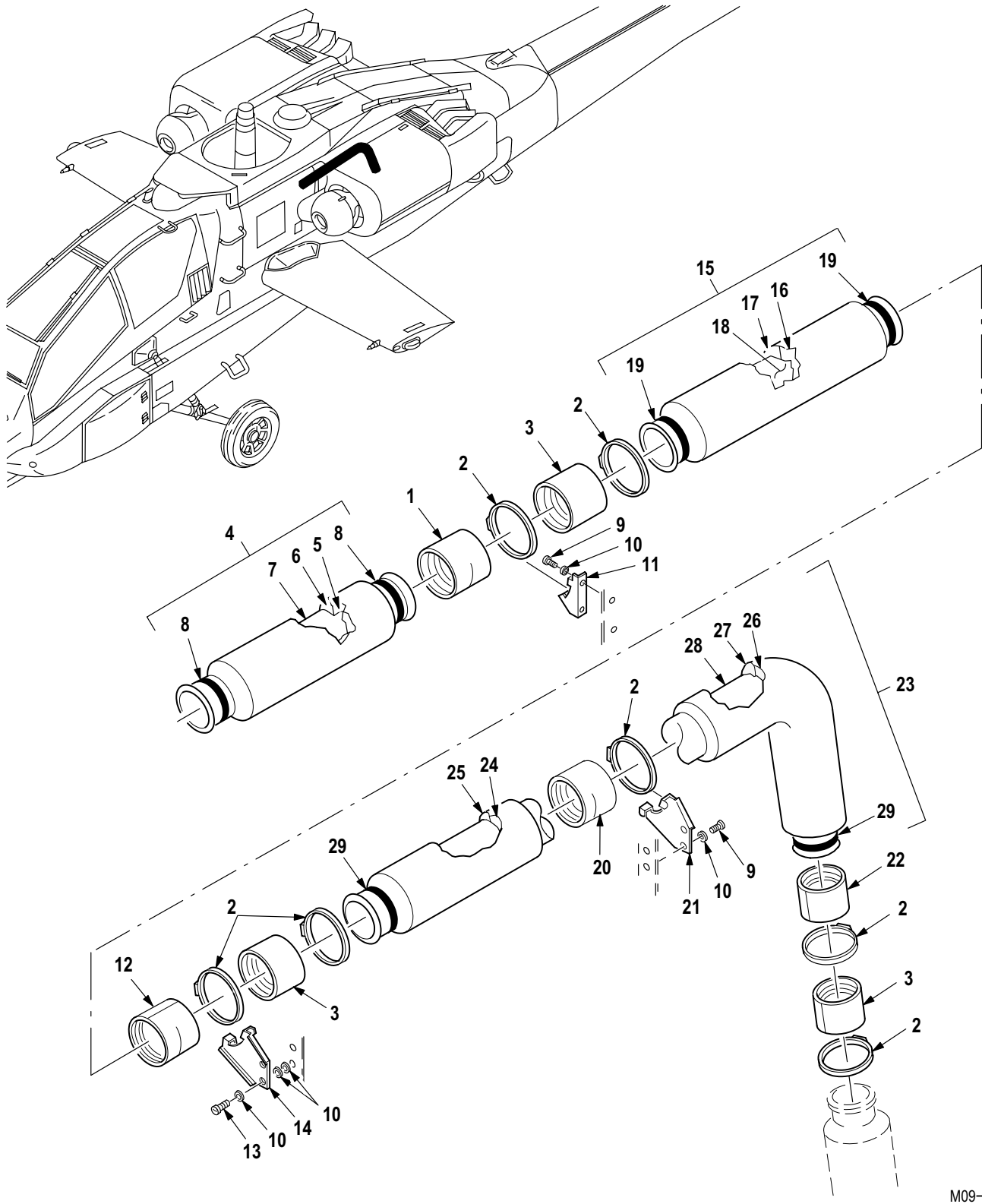
(1) ITEM NO.	(2) SMR CODE	(3) CAGE	(4) PART NUMBER	(5) DESCRIPTION AND USABLE ON CODE (UOC)	(6) QTY
				Group 13 Environmental Control System Fig. 681 Environmental Control Defogging System RH 7-31 1A21300-601	
1	PAOZZ	80205	NAS602-8B	• Screw, Machine	4
2	PAOZZ	80205	NAS1149DN816J	• Washer, Flat	4
3	PAOZZ	02731	7-31 1A21304	• Air Mixer Nozzle, Ca	2
4	PAOZZ	80205	NAS1922-0050-1	• Clamp, Hose	6
5	PAOZZ	80205	NAS1096-3-8	• Screw, Machine	9
6	PAOZZ	96906	MS21919WDG8	• Clamp, Loop	4
7	PAOZZ	02731	7-21 1A21307-1 1	• Hose, Nonmetallic	1
8	PAOZZ	02731	7-31 1A21330	• Tee, Hose	1
9	PAOZZ	02731	7-21 1A21307-13	• Hose, Nonmetallic	1
10	PAOZZ	96906	MS21919WDG9	• Clamp, Loop	5
11	PAOZZ	02731	7-31 1A21307-5	• Hose, Air Duct	1
END OF FIGURE					



M09-219C

Figure 682. Group 13 Fuselage Environmental Control System (FS 154 to FS 180)
7-31 1A21100-601

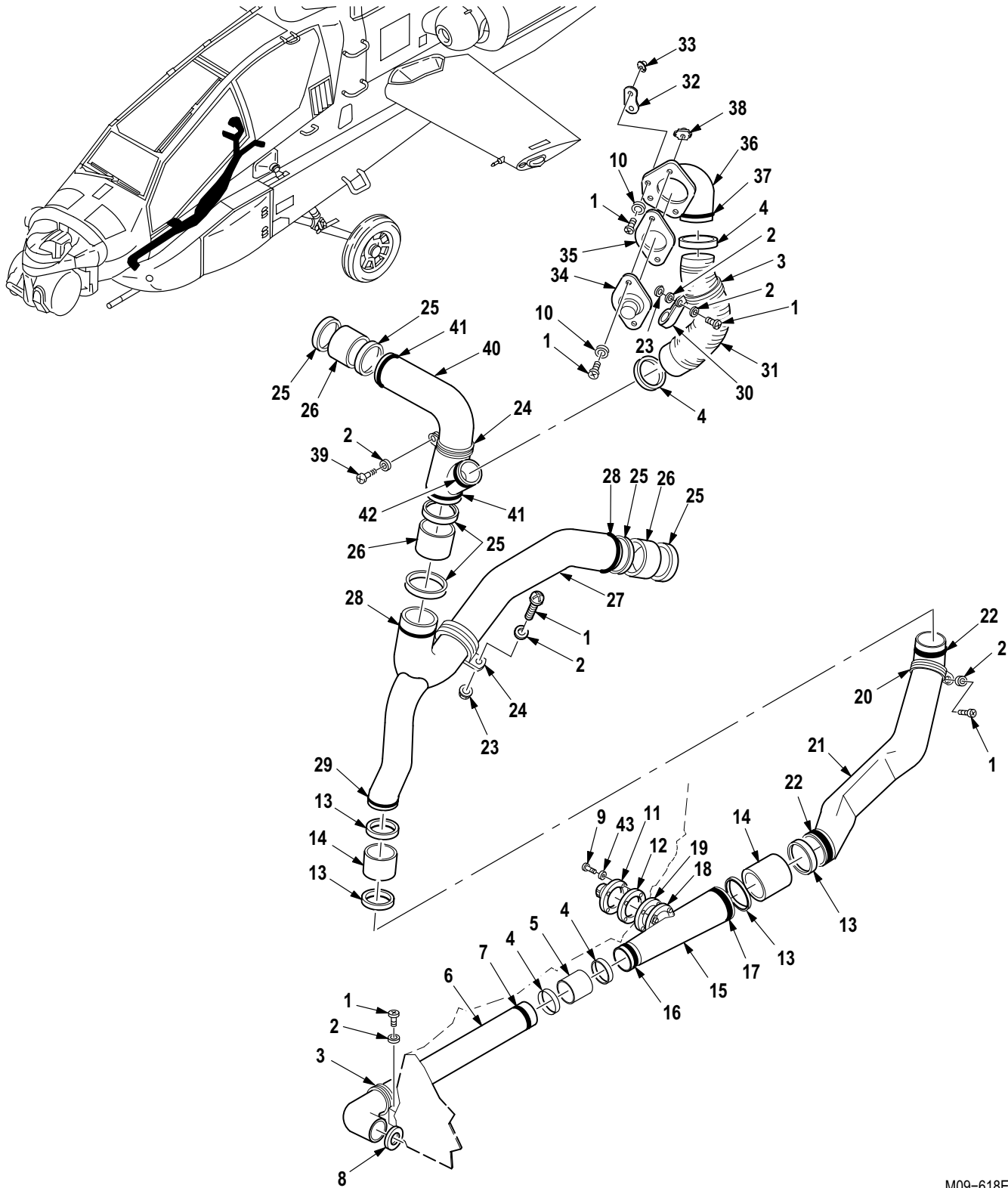
(1) ITEM NO.	(2) SMR CODE	(3) CAGE	(4) PART NUMBER	(5) DESCRIPTION AND USABLE ON CODE (UOC)	(6) QTY
				Group 13 Environmental Control System Fig. 682 Fuselage Environmental Control System (FS 154 to FS 180) 7-31 1A21100-601	
1	PAOZZ	80205	NAS603-10P	• Screw, Machine	2
2	PAOZZ	80205	NAS603-12P	• Screw, Machine	2
3	PAOZZ	88044	AN960KD10	• Washer, Flat	12
4	PAOZZ	02731	7-31 1A21133-3	• Cuff Half, Duct, Insu	1
5	PAOZZ	02731	7-31 1A21133-4	• Cuff Half, Duct, Insu	1
6	PAOZZ	80205	NAS1922-0275-3	• Clamp, Hose	11
7	PAOZZ	02731	7-21 1A21114	• Hose, Air Duct	1
8	PAOOO	02731	7-31 1A21110	• Duct Assembly, Air C	1
9	XDOZZ	02731	7-31 1A21110-9	• Seal, Rubber Special	1
10	XDOZZ	02731	7-31 1A21110-11	• Seal, Rubber Special	1
11	PAOZZ	02731	7-31 1A21134-5	• Cuff, Insulation, Duc	1
12	PAOZZ	02731	7-31 1A21131-15	• Cuff, Sleeve, Insulat	2
13	XDOZZ	02731	7-21 1A21237-7	• Sleeve, Seal, Coupler	4
14	PAOOO	02731	7-31 1A21109	• Hose, Air Duct	1
15	PAOZZ	02731	7-31 1A21109-11	• Insulation Half, Duc	1
16	PAOZZ	02731	7-31 1A21109-9	• Insulation Half, Duc	1
17	XAOOO	02731	7-31 1A21109-3	• Duct Assy	1
18	XDOZZ	02731	7-31 1A21109-7	• Seal, Rubber Special	2
19	PAOZZ	80205	NAS603-8	• Screw, Machine	8
20	PAOZZ	02731	7-21 1A21112	• Bracket, Duct Suppor	1
21	PAOOO	02731	7-31 1A21106-3	• Duct Assembly, Air C	1
22	PAOZZ	02731	7-31 1A21106-19	• Insulation Half, Duc	2
23	XDOOO	02731	7-31 1A21106-7	• Duct Assy, Air Suppl	1
24	XDOZZ	02731	7-31 1A21106-15	• Seal, Rubber Special	2
25	XDOZZ	02731	7-21 1A21111	• Bracket, Duct Suppor	2
26	PAOZZ	02731	7-31 1A21131-17	• Cuff, Sleeve, Insulat	1
27	PAOOO	02731	7-31 1A21105	• Duct Assembly, Air C	1
28	PAOZZ	02731	7-31 1A21105-9	• Insulation Half, Duc	1
29	PAOZZ	02731	7-31 1A21105-10	• Insulation Half, Duc	1
30	XAOOO	02731	7-31 1A21105-3	• Duct Assy	1
31	MOOZZ	81348	ZZR765	• Seal, Rubber Special	2
32	PAOZZ	02731	7-31 1A21132-3	• Cuff, Sleeve, Insulat	1
33	PAOZZ	02731	7-31 1A21131-11	• Cuff, Sleeve, Insulat	1
34	PAOZZ	14711	10A260-400-1	• Clamp, Hose	2
35	PAOZZ	02731	7-21 1A21237-9	• Hose, Nonmetallic	1
36	PAOOO	02731	7-31 1A21103	• Hose, Air Duct	1
37	PAOZZ	02731	7-31 1A21103-11	• Insulation Pipe Fit	1
38	PAOZZ	02731	7-31 1A21103-12	• Insulation Pipe Fit	1
39	XAOOO	02731	7-31 1A21103-3	• Duct Assy	1
40	XDOZZ	02731	7-31 1A21103-7	• Seal, Nonmetallic Sp	2
41	XDOZZ	02731	7-31 1A21103-9	• Seal, Nonmetallic Sp	1
42	PAOZZ	02731	7-21 1A21102	• Bracket, Duct Suppor	2
END OF FIGURE					



M09-220D

Figure 683. Group 13 Fuselage Environmental Control System (FS 180 to FS 296)
7-31 1A21100-601

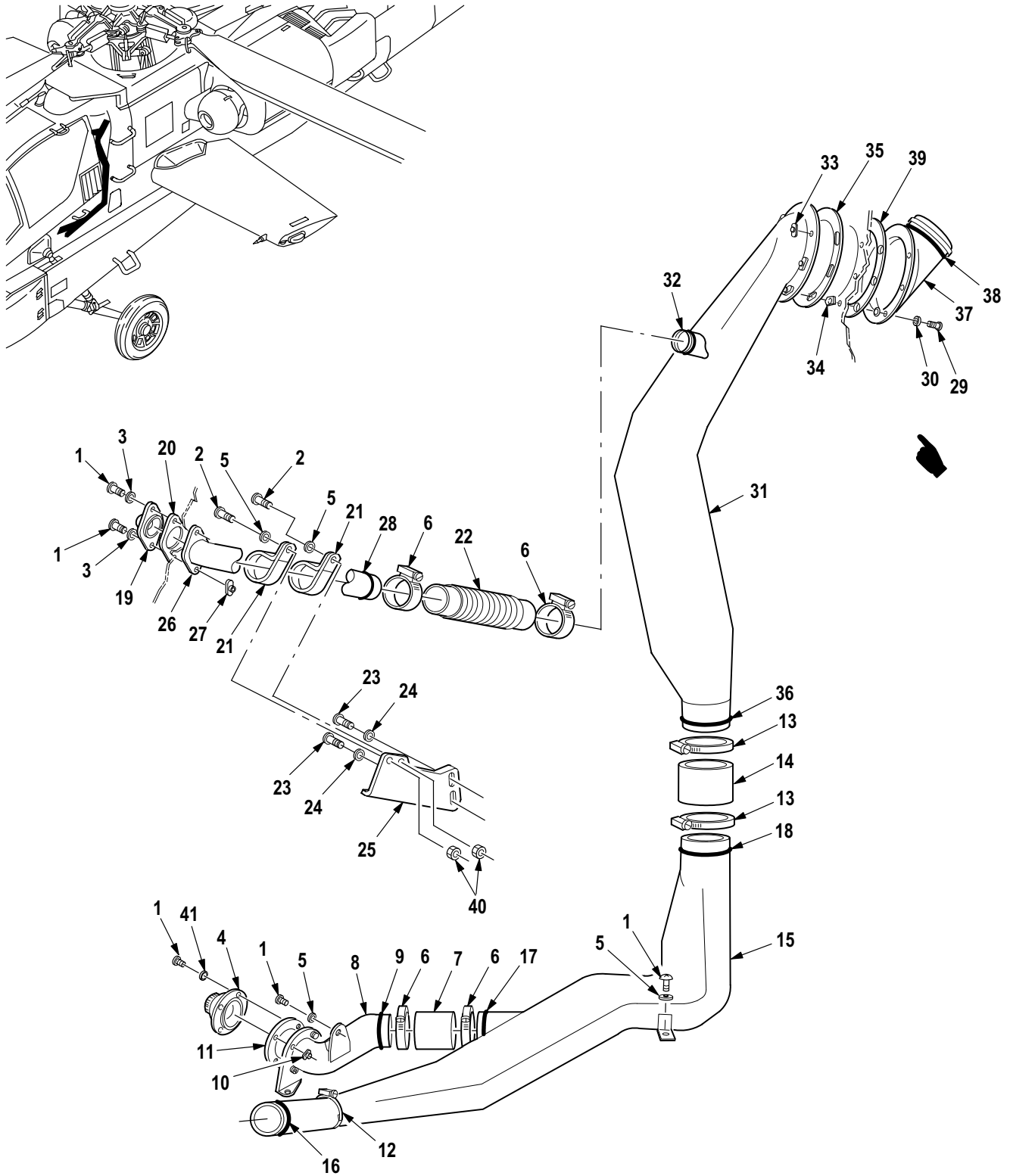
(1) ITEM NO.	(2) SMR CODE	(3) CAGE	(4) PART NUMBER	(5) DESCRIPTION AND USABLE ON CODE (UOC)	(6) QTY
				Group 13 Environmental Control System Fig. 683 Fuselage Environmental Control System (FS 180 to FS 296) 7-31 1A21100-601	
1	PAOZZ	02731	7-31 1A21131-11	• Cuff, Sleeve, Insulat	2
2	PAOZZ	14711	10A260-400-1	• Clamp, Hose	7
3	PAOZZ	02731	7-21 1A21237-9	• Hose, Nonmetallic	3
4	PAOOO	02731	7-31 1A21106-5	• Duct Assembly, Air C	1
5	PAOZZ	02731	7-31 1A21106-21	•• Insulation Half, Duc	1
6	PAOZZ	02731	7-31 1A21106-23	•• Insulation Half, Duc	1
7	XDOOO	02731	7-31 1A21106-9	•• Duct Assy, Air	1
8	XDOZZ	02731	7-31 1A21106-17	••• Seal, Rubber Special	2
9	PAOZZ	80205	NAS603-8	• Screw, Machine	4
10	PAOZZ	88044	AN960KD10	• Washer, Flat	12
11	PAOZZ	02731	7-21 1A21102	• Bracket, Duct Suppor	2
12	PAOZZ	02731	7-31 1A21131-19	• Cuff, Sleeve, Insulat	1
13	PAOZZ	80205	NAS603-9P	• Screw, Machine	2
14	PAOZZ	02731	7-21 1A21125-4	• Bracket, Duct Suppor	1
15	PAOOO	02731	7-31 1A21101-15	• Hose, Air Duct	1
16	PAOZZ	02731	7-31 1A21101-13	•• Insulation Half, Duc	1
17	PAOZZ	02731	7-31 1A21101-9	•• Insulation, Pipe Cov	1
18	XAOOO	02731	7-31 1A21101-3	•• Duct	1
19	XDOZZ	02731	7-31 1A21101-7	••• Seal, Duct	2
20	PAOZZ	02731	7-31 1A21131-13	• Cuff, Sleeve, Insulat	1
21	PAOZZ	02731	7-21 1A21125-3	• Bracket, Duct Suppor	1
22	PAOZZ	02731	7-31 1A21135	• Hose, Nonmetallic	1
23	PAOOO	02731	7-31 1A21130	• Duct Assembly, Air C	1
24	PAOZZ	02731	7-31 1A21130-11	•• Insulation Half, Duc	1
25	PAOZZ	02731	7-31 1A21130-12	•• Insulation Half, Duc	1
26	PAOZZ	02731	7-31 1A21130-9	•• Insulation Half, Duc	1
27	PAOZZ	02731	7-31 1A21130-10	•• Insulation Half, Duc	1
28	XAOOO	02731	7-31 1A21130-3	•• Duct Assy	1
29	XDOZZ	02731	7-31 1A21130-7	••• Seal, Rubber Special	2
END OF FIGURE					



M09-618E

Figure 684. Group 13 Crew Environmental Control System (FS 57 to FS 125) LH
7-311A21200

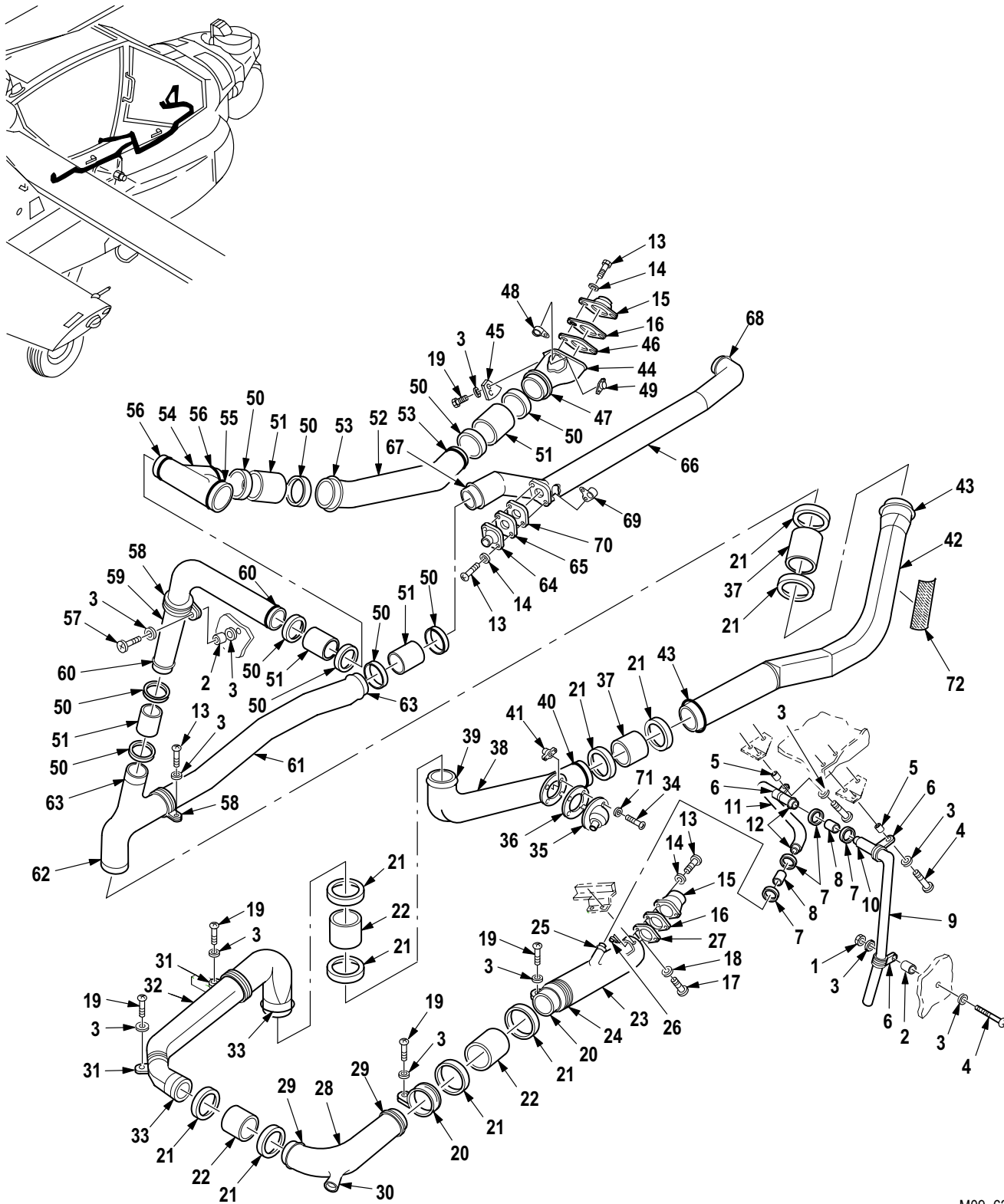
(1) ITEM NO.	(2) SMR CODE	(3) CAGE	(4) PART NUMBER	(5) DESCRIPTION AND USABLE ON CODE (UOC)	(6) QTY
				Group 13 Environmental Control System Fig. 684 Crew Environmental Control System (FS 57 to FS 125) LH 7-31 1A21200	
1	PAOZZ	80205	NAS603-9P	• Screw, Machine	29
2	PAOZZ	88044	AN960JD10L	• Washer, Flat	21
3	PAOZZ	96906	MS21919WDG24	• Clamp, Loop	4
4	PAOZZ	80205	NAS1922-150-1	• Clamp, Hose	8
5	XDOZZ	02731	7-21 1A21237-3	• Sleeve, Seal, Coupler	2
6	PAOOO	02731	7-31 1A21267	• Duct Assembly, Air C	1
7	XDOZZ	02731	7-31 1A21267-5	• Seal, Rubber Strip	1
8	PAOZZ	02731	7-31 1A21275-5	• Body, Valve	1
9	PAOZZ	80205	NAS603-1 1B	• Screw, Machine	8
10	PAOZZ	88044	AN960XC10L	• Washer, Flat	16
11	PAOZZ	02731	7-31 1A21257	• Valve, Butterfly	3
12	PAOZZ	02731	7-31 1A21259	• Gasket	3
13	PAOZZ	80205	NAS1922-0200-3	• Clamp, Hose	4
14	PAOZZ	02731	7-21 1A21237-5	• Sleeve, Seal, Coupler	7
15	PAOOO	02731	7-31 1A21277	• Duct Assembly, Air C	1
16	XDOZZ	02731	7-31 1A21277-5	• Seal, Rubber Strip	1
17	XDOZZ	02731	7-31 1A21277-7	• Seal, Rubber Strip	1
18	PAOZZ	02731	HS4174-2	• Nut, Self-Locking, Pl	4
19	PAOZZ	02731	7-31 1A21259	• Gasket	1
20	PAOZZ	96906	MS21919WDG32	• Clamp, Loop	3
21	PAOOO	02731	7-21 1A21231	• Hose, Air Duct	1
22	MOOZZ	02731	7-21 1A21231-5	• Duct Assembly, Air C	2
23	PAOZZ	80205	MS21042L3	• Nut, Self-Locking, Ex	1
24	PAOZZ	96906	MS21919WDG40	• Clamp, Loop	4
25	PAOZZ	80205	NAS1922-0275-3	• Clamp, Hose	6
26	PAOZZ	02731	7-21 1A21237-27	• Sleeve, Seal, Coupler	7
27	PAOOO	02731	7-31 1A21263	• Duct Assembly, Air C	1
28	MOOZZ	02731	7-31 1A21263-5	• Seal, Rubber Strip	2
29	XDOZZ	02731	7-31 1A21263-7	• Seal, Rubber Strip	1
30	PAOZZ	96906	MS21919WDG10	• Clamp, Loop	1
31	PAOZZ	02731	7-31 1A21253-5	• Hose, Nonmetallic	1
32	PAOOO	02731	7-31 1A21254	• Bracket, Support, Air	1
33	PAOZZ	02731	HS4174-2	• Nut, Self-Locking, Pl	2
34	PAOZZ	02731	7-31 1A21250-3	• Valve, Butterfly	3
35	PAOZZ	02731	7-31 1A21256	• Gasket	3
36	PAOOO	02731	7-31 1A21251	• Duct Assembly, Air C	1
37	XDOZZ	02731	7-31 1A21251-5	• Seal, Rubber Strip	1
38	PAOZZ	02731	HS4174-2	• Nut, Self-Locking, Pl	2
39	PAOZZ	80205	NAS603-16P	• Screw, Machine	1
40	PAOOO	02731	7-31 1A21269	• Duct Assembly, Air C	1
41	MOOZZ	02731	7-31 1A21269-5	• Seal, Rubber Strip	2
42	XDOZZ	02731	7-31 1A21269-7	• Seal, Rubber Strip	1
43	PAOZZ	80205	NAS620C10LP	• Washer, Flat	12
END OF FIGURE					



M09-619F

Figure 685. Group 13 Crew Environmental Control System (FS 125 to FS 155) LH
7-311A21200

(1) ITEM NO.	(2) SMR CODE	(3) CAGE	(4) PART NUMBER	(5) DESCRIPTION AND USABLE ON CODE (UOC)	(6) QTY
				Group 13 Environmental Control System Fig. 685 Crew Environmental Control System (FS 125 to FS 155) LH 7-31 1A21200	
1	PAOZZ	80205	NAS603-9P	• Screw, Machine	29
2	PAOZZ	80205	NAS603-8P	• Screw, Machine	2
3	PAOZZ	88044	AN960XC10L	• Washer, Flat	16
4	PAOZZ	02731	7-31 1A21257	• Valve, Butterfly	3
5	PAOZZ	88044	AN960JD10L	• Washer, Flat	21
6	PAOZZ	80205	NAS1922-150-1	• Clamp, Hose	8
7	XDOZZ	02731	7-21 1A21237-3	• Sleeve, Seal, Coupler	2
8	PAOOO	02731	7-31 1A21221	• Hose Assembly, Nonme	1
9	MOOZZ	02731	7-31 1A21221-5	• Seal, Rubber Strip	1
10	PAOZZ	02731	HS4174-2	• Nut, Self-Locking, PI	4
11	PAOZZ	02731	7-31 1A21259	• Gasket	1
12	PAOZZ	80205	NAS1922-0225-1	• Clamp, Hose	1
13	PAOZZ	80205	NAS1922-0275-3	• Clamp, Hose	2
14	XDOZZ	02731	7-21 1A21237-7	• Sleeve, Seal, Coupler	1
15	PAOOO	02731	7-31 1A21223	• Duct Assy, Environme	1
16	MOOZZ	02731	7-31 1A21223-9	• Seal, Rubber Strip	1
17	XDOZZ	02731	7-31 1A21223-7	• Seal, Rubber Strip	1
18	XDOZZ	02731	7-31 1A21223-1 1	• Seal, Rubber Strip	1
19	PAOZZ	02731	7-31 1A21250-3	• Valve, Butterfly	3
20	PAOZZ	02731	7-31 1A21256	• Gasket	3
21	PAOZZ	96906	MS21919WDG24	• Clamp, Loop	4
22	PAOZZ	02731	7-31 1A21253-7	• Hose, Preformed	1
23	PAOZZ	80205	NAS623-3-2	• Screw, Machine	2
24	PAOZZ	59875	TX90790-34	• Washer, Flat	4
25	XDOZZ	02731	7-31 1A21281	• Support, Air Outlet	1
26	PAOOO	02731	7-31 1A21278	• Duct Assembly, Air C	1
27	PAOZZ	02731	HS4174-2	• Nut, Self-Locking, PI	2
28	MOOZZ	02731	7-31 1A21278-5	• Seal, Rubber Strip	1
29	PAOZZ	80205	NAS1096-3-9	• Screw, Machine	12
30	PAOZZ	80205	NAS620-10L	• Washer, Flat	6
31	PAOOO	02731	7-31 1A21240	• Duct Assembly, Air C	1
32	XDOZZ	02731	7-31 1A21240-9	• Seal, Nonmetallic Ro	1
33	PAOZZ	02731	HS4174-2	• Nut, Self-Locking, PI	1
34	PAOZZ	02731	7-31 1A21240-1 1	• Spacer, Environmenta	1
35	PAOZZ	02731	7-31 1A21240-7	• Gasket	1
36	MOOZZ	02731	7-31 1A21240-5	• Seal, Environmental	1
37	PAOOO	02731	7-31 1A21258-9	• Stub, Duct Assy	1
38	XDOZZ	02731	7-31 1A21258-7	• Seal, Nonmetallic Ro	1
39	PAOZZ	02731	7-31 1A21258-13	• Gasket	1
40	PAOZZ	80205	MS21042L3	• Nut, Self-Locking, Ex	2
41	PAOZZ	80205	NAS620C10LP	• Washer, Flat	12
END OF FIGURE					



M09-620D

Figure 686. Group 13 Crew Environmental Control System RH
7-311A21200

(1) ITEM NO.	(2) SMR CODE	(3) CAGE	(4) PART NUMBER	(5) DESCRIPTION AND USABLE ON CODE (UOC)	(6) QTY
				Group 13 Environmental Control System Fig. 686 Crew Environmental Control System RH 7-31 1A21200	
1	PAOZZ	80205	MS21042L3	• Nut, Self-Locking, Ex	1
2	PAOZZ	80205	NAS43DD3-24N	• Spacer, Sleeve	2
3	PAOZZ	88044	AN960JD10L	• Washer, Flat	21
4	PAOZZ	80205	NAS603-14P	• Screw, Machine	3
5	XDOZZ	80205	NAS43DD3-10N	• Spacer, Sleeve	2
6	PAOZZ	96906	MS21919WDG16	• Clamp, Loop	3
7	XDOZZ	80205	NAS1922-0125-1	• Clamp, Hose	4
8	PAOZZ	02731	7-21 1A21237-37	• Sleeve, Seal, Coupler	2
9	PAOOO	02731	7-31 1A21274	• Duct Assembly, Air C	1
10	MOOZZ	02731	7-31 1A21274-5	• Seal, Rubber Strip	1
11	PAOOO	02731	7-31 1A21273	• Duct Assembly, Air C	1
12	MOOZZ	02731	7-31 1A21273-5	• Seal, Rubber Strip	2
13	PAOZZ	80205	NAS603-9P	• Screw, Machine	29
14	PAOZZ	88044	AN960XC10L	• Washer, Flat	16
15	PAOZZ	02731	7-31 1A21260	• Valve, Regulating, Te	2
16	PAOZZ	02731	7-31 1A21276	• Gasket	2
17	PAOZZ	80205	NAS1096-2-7	• Screw, Machine	2
18	PAOZZ	88044	AN960KD8L	• Washer, Flat	2
19	PAOZZ	80205	NAS1096-3-9	• Screw, Machine	12
20	PAOZZ	96906	MS21919WDG40	• Clamp, Loop	4
21	PAOZZ	80205	NAS1922-0275-3	• Clamp, Hose	10
22	PAOZZ	02731	7-21 1A21237-27	• Sleeve, Seal, Coupler	7
23	PAOOO	02731	7-31 1A21272-17	• Duct Assembly, Air C	1
24	MOOZZ	02731	7-31 1A21272-5	• Seal, Rubber Strip	1
25	MOOZZ	02731	7-31 1A21272-7	• Seal, Rubber Strip	1
26	PAOZZ	96906	MS21073L3	• Nut, Self-Locking, Pl	2
27	PAOZZ	02731	7-31 1A21272-19	• Shim	1
28	PAOOO	02731	7-31 1A21266	• Duct Assembly, Air C	1
29	MOOZZ	02731	7-31 1A21266-5	• Seal, Rubber Strip	2
30	PAOZZ	02731	7-31 1A21275-3	• Restrictor, Fluid Fl	1
31	PAOZZ	02731	HS4922-04-40-32	• Clamp, Loop	2
32	PAOOO	02731	7-31 1A21265	• Duct Assembly, Air C	1
33	MOOZZ	02731	7-31 1A21265-5	• Seal, Rubber Strip	2
34	PAOZZ	80205	NAS603-1 1B	• Screw, Machine	8
35	PAOZZ	02731	7-31 1A21257	• Valve, Butterfly	3
36	PAOZZ	02731	7-31 1A21259	• Gasket	3
37	XDFZZ	02731	7-21 1A21237-35	• Sleeve, Seal, Coupler	2
38	PAOOO	02731	7-31 1A21264	• Duct Assembly, Air C	1
39	MOOZZ	02731	7-31 1A21264-5	• Seal, Rubber Strip	1
40	MOOZZ	02731	7-31 1A21264-7	• Seal, Rubber Strip	1
41	PAOZZ	02731	HS4174-2	• Nut, Self-Locking, Pl	4
42	PAOOO	02731	7-31 1A21261	• Duct Assembly, Air C	1
43	XDOZZ	02731	7-31 1A21261-5	• Seal, Rubber Strip	2
44	PAOOO	02731	7-31 1A21279	• Duct Assembly, Air C	1
45	XDOZZ	02731	7-31 1A21279-7	• Shim	1
46	XDOZZ	02731	7-31 1A21279-9	• Shim	1
47	MOOZZ	02731	7-31 1A21279-5	• Seal, Rubber Strip	1
48	PAOZZ	96906	MS21073L3	• Nut, Self-Locking, Pl	2
49	PAOZZ	80205	MS21075L3E	• Nut, Self-Locking, Pl	2

(1) ITEM NO.	(2) SMR CODE	(3) CAGE	(4) PART NUMBER	(5) DESCRIPTION AND USABLE ON CODE (UOC)	(6) QTY
50	PAOZZ	80205	NAS1922-0200-3	• Clamp, Hose	10
51	PAOZZ	02731	7-21 1A21237-5	• Sleeve, Seal, Coupler	7
52	PAOOO	02731	7-31 1A21280	• Duct Assembly, Air C	1
53	MOOZZ	02731	7-31 1A21280-5	•• Seal, Rubber Strip	2
54	PAOOO	02731	7-31 1A21270	• Duct Assembly, Air C	1
55	MOOZZ	02731	7-31 1A21270-5	•• Seal, Rubber Strip	1
56	MOOZZ	02731	7-31 1A21270-7	•• Seal, Rubber Strip	2
57	PAOZZ	80205	NAS603-20P	• Screw, Machine	1
58	PAOZZ	96906	MS21919WDG32	• Clamp, Loop	3
59	PAOOO	02731	7-31 1A21268	• Duct Assembly, Air C	1
60	MOOZZ	02731	7-31 1A21268-5	•• Seal, Rubber Strip	2
61	PAOOO	02731	7-31 1A21262	• Duct Assembly, Air C	1
62	MOOZZ	02731	7-31 1A21262-5	•• Seal, Rubber Strip	1
63	XDOZZ	02731	7-31 1A21262-7	•• Seal, Rubber Strip	2
64	PAOZZ	02731	7-31 1A21250-3	• Valve, Butterfly	3
65	PAOZZ	02731	7-31 1A21256	• Gasket	3
66	PAOOO	02731	7-31 1A21203	• Duct Assy, Environme	1
67	MOOZZ	02731	7-31 1A21203-7	•• Seal, Rubber Strip	1
68	XDOZZ	02731	7-31 1A21203-9	•• Seal, Rubber Strip	1
69	PAOZZ	96906	MS21073L3	•• Nut, Self-Locking, Pl	2
70	XDOZZ	02731	7-31 1A21203-13	•• Shim	1
71	PAOZZ	80205	NAS620C10LP	• Washer, Flat	12
72	XDOZZ	02731	7-31 1A21200-3	• Fastener Tape, Pile	3
END OF FIGURE					

(1) ITEM NO.	(2) SMR CODE	(3) CAGE	(4) PART NUMBER	(5) DESCRIPTION AND USABLE ON CODE (UOC)	(6) QTY
				Group 15 Auxiliary Power Plant Fig. 687 Auxiliary Power Unit Installation 7-31 1651000-601	
1	PAOZZ	80205	MS21042-4	• Nut, Self-Locking, Ex	1
2	PAOZZ	80205	NAS1149F0432P	• Washer, Flat	5
3	PAOZZ	02731	HS626-S-4-130	• Bushing, Sleeve	1
4	PAOZZ	80205	NAS6604H10	• Bolt, Shear	1
5	PAOZZ	80205	NAS1297-5H9	• Bolt, Shoulder	2
6	PAOZZ	88044	NAS1149F0663P	• Washer, Flat	2
7	PAODD	02731	7-21 1651002-5	• Engine, Gas Turbine (See Figs. 688 thru 690 for Breakdown)	1
8	PAOZZ	80205	MS21042-3	• Nut, Self-Locking, Ex	4
9	PAOZZ	02731	HS4179-3-6	• Screw, Machine	2
10	PAOZZ	96906	MS35338-138	• Washer, Lock	2
11	PAOZZ	80205	NAS1149C0332R	• Washer, Flat	2
12	PAOZZ	88044	NAS1149D0316H	• Washer, Flat	4
13	PAOZZ	81349	M83413/8-G06BB	• Lead, Electrical	1
14	PAOZZ	80205	NAS1096-3-9	• Screw, Machine	3
15	PAOZZ	02731	7-31 1651014	• Adapter, Vent	1
16	PAOZZ	96906	MS28778-3	• O-Ring	1
17	PAOZZ	80205	NAS1403-3	• Screw, Machine	2
18	PAOZZ	96906	MS21919WDF9	• Clamp, Loop	1
19	PAOZZ	96906	MS21919WDF14	• Clamp, Loop	1
20	PAOZZ	02731	7-21 1643064-3	• Hose Assembly, Nonme	1
21	PAOZZ	88044	AN924-4	• Nut, Plain, Hexagon	1
22	PAOZZ	96906	MS28778-4	• O-Ring	2
23	PAOZZ	96906	MS21926-4	• Elbow, Tube	1
24	PAOZZ	02731	7-21 1651005	• Coupling, Clamp Auxi	1
25	PAOZZ	02731	7-21 1651003	• Nozzle, Exhaust	1
26	PAOZZ	96906	MS21902D4	• Nipple, Boss	1
27	PAOZZ	05593	CRN-2894-1-0130	• Hose Assembly, Nonme	1
28	PAOZZ	02731	7-21 1651008	• Hose Assembly, Nonme	1
29	PAOZZ	02731	HS4546-1-240	• Tubing, Flexible, Pla	1
30	MOOZZ	61501	R3603 3/16X5/16 X25	• Tubing, Nonmetallic	1
31	PAOZZ	02731	7-21 1310218-609	• Tube Assembly, Metal	2
32	PAOZZ	02731	HS4568-25	• Clamp, Hose	2
33	PAOZZ	80205	NAS6604H3	• Bolt, Shear	4
34	PAOZZ	02731	7-21 1651019	• Fitting Mount	2
35	PAOZZ	80205	NAS600-10P	• Screw, Machine	2
36	PAOZZ	88044	NAS1149CN432R	• Washer, Flat	2
37	XCOOO	02731	7-31 1B24657-003	• Wiring Harness W657	1
38	PAOZZ	02731	HS5906-1	• Meter, Time Totalizi	1
39	PAOZZ	02731	HS4800-122	• Terminal Junction B	2
40	XDOZZ	02731	HS4910-1002	• Marker Blanks, Cable	1
41	XDOZZ	02731	HS5189-1091	• Sleeve, Marker, Cable	2
42	XDOZZ	02731	HS5189-1 181	• Sleeve, Marker, Cable	1
END OF FIGURE					

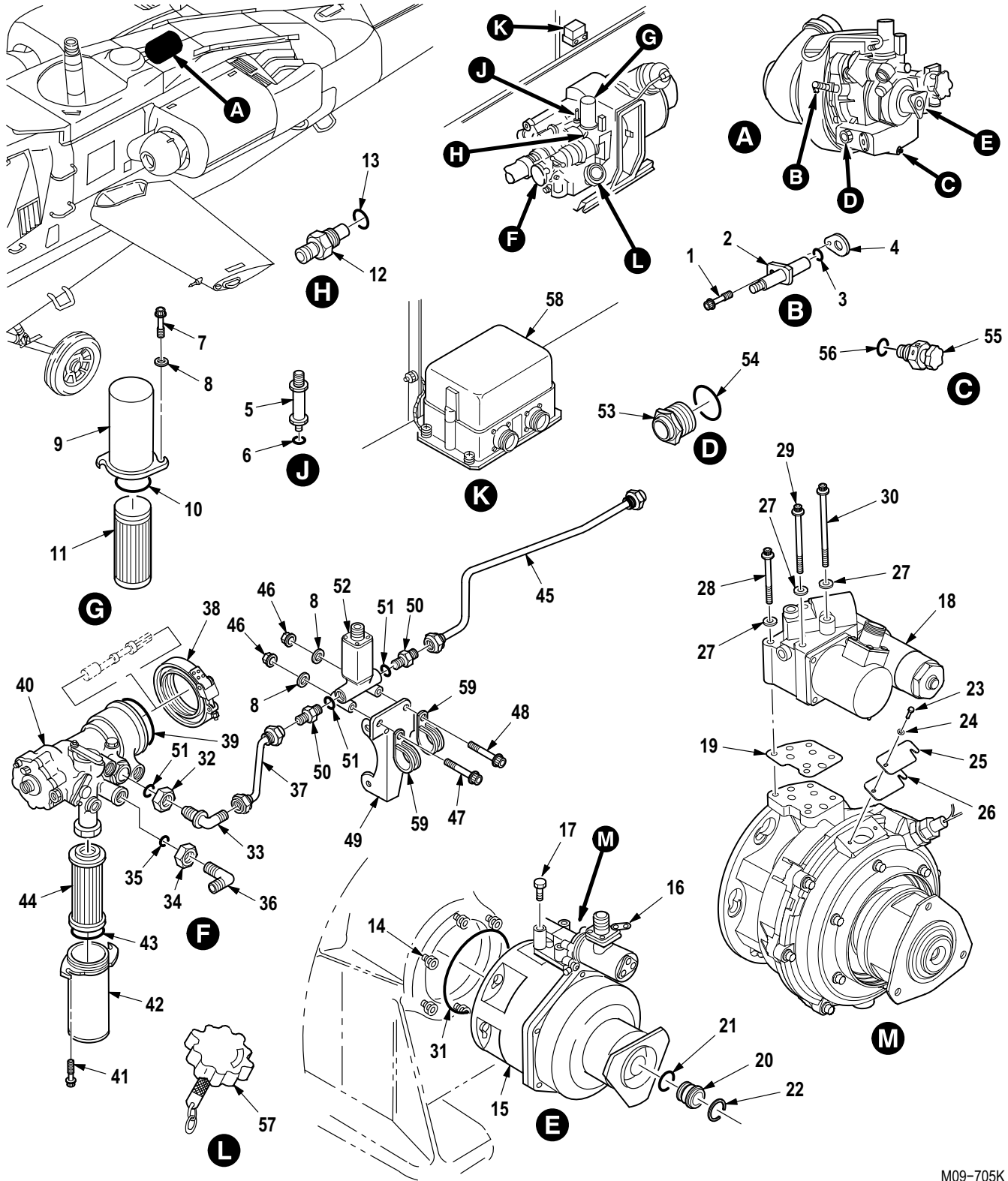
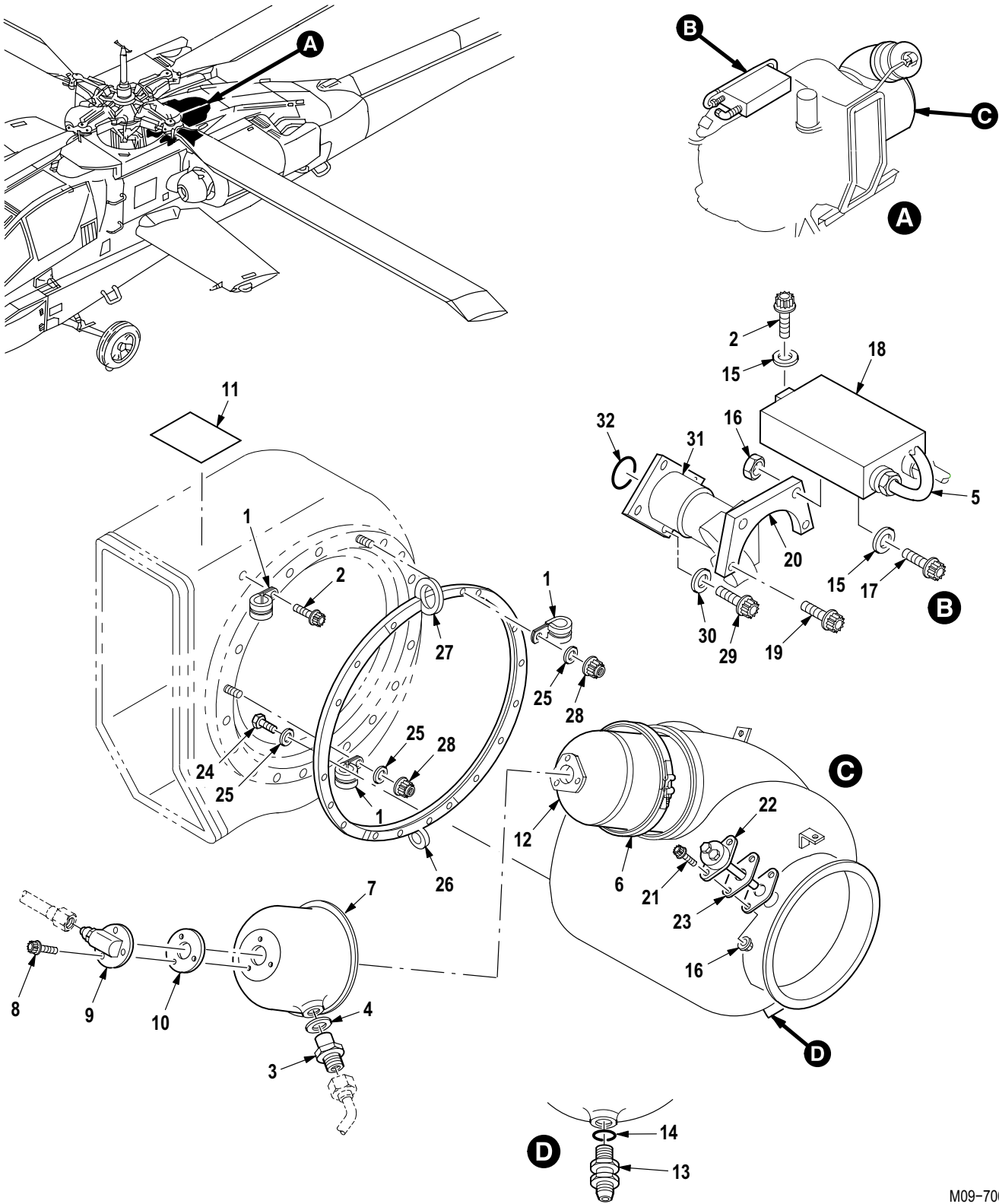


Figure 688. Group 15 Engine, Gas Turbine (Front)
7-21 1651002-5

(1) ITEM NO.	(2) SMR CODE	(3) CAGE	(4) PART NUMBER	(5) DESCRIPTION AND USABLE ON CODE (UOC)	(6) QTY
				Group 15 Auxiliary Power Plant Fig. 688 Engine, Gas Turbine (Front) 7-21 1651002-5 See Fig. 687 for NHA	
1	PAOZZ	96906	MS9556-07	• Bolt, Machine	1
2	PAOZZ	99193	3876000-1	• Transducer, Motional	1
3	PAOZZ	99193	S9413-016	• Packing, Preformed	1
4	PAOZZ	99193	3876006-1	• Shim	1
5	PAOZZ	99193	3876001-3	• Switch, Pressure	1
6	PAOZZ	99193	S9413-554	• Packing, Preformed	3
7	PAOZZ	96906	MS9565-08	• Bolt, Machine	2
8	PAOZZ	80205	NAS620C10L	• Washer, Flat	2
9	PAOZZ	99193	899790-6	• Housing, Filter	1
10	PAOZZ	99193	S9413-034	• Packing, Preformed	1
11	PAOZZ	99193	3001436-1	• Filter Element, Flui	1
12	PAOZZ	99193	3862095-2	• Bolt, Fluid Passage	1
13	PAOZZ	81349	M83248/1-903	• O-Ring	1
14	PAOZZ	99193	S9431-5	• Nut, Self-Locking, He	6
15	PAODD	99193	3886000-5	• Clutch Assy, APU	1
15	PAODD	99193	3617950-1	• Clutch Assy	1
16	PAOZZ	81349	M83413/8-A02BB	• • Lead, Electrical (U/O P/N 3886000-5)	1
17	PAOZZ	96906	MS21279-14	• • Bolt, Machinel (U/O P/N 3886000-5)	3
18	PAOZZ	99193	320462-2	• • Valve, Solenoid (U/O P/N 3886000-5)	1
18	PAOZZ	99193	3886215-1	• • Valve, Solenoid (U/O P/N 3617950-1)	1
19	PAOZZ	99193	3886024-1	• • Gasket (U/O P/N 3886000-5)	1
19	PAOZZ	99193	3886228-1	• • Gasket (U/O P/N 3617950-1)	1
20	PAOZZ	99193	3886028-1	• • Plug, Shaft (U/O P/N 3886000-5)	1
21	XDOZZ	25184	S9413-1 13	• • Packing, Preformed (U/O P/N 3886000-5)	1
22	PAOZZ	81349	M27426-31 12D	• • Ring, Retaining (U/O P/N 3886000-5)	1
23	PAOZZ	80205	NAS1191E02T3LK	• • Screw, Cap, Socket He (U/O P/N 3886000-5)	2
23	PAOZZ	96906	MS51957-5	• • Screw, Machine (U/O P/N 3617950-1)	2
24	PAOZZ	99193	S8157N351-020	• • Washer, Flat (U/O P/N 3886000-5)	2
25	PAOZZ	99193	3886022-4	• • Nameplate (U/O P/N 3886000-5)	1
25	PAOZZ	99193	3617966-1	• • Plate, Ident (U/O P/N 3617950-1)	1
26	PAOZZ	99193	3886023-2	• • Gasket (U/O P/N 3886000-5)	1
26	PAOZZ	99193	3617967-1	• • Gasket (U/O P/N 3617950-1)	1
27	PAOZZ	80205	NAS620C10L	• • Washer, Flat (U/O P/N 3617950-1)	4
28	PAOZZ	96906	MS9556-27	• • Bolt, Machine (U/O P/N 3617950-1)	1
29	PAOZZ	96906	MS9556-31	• • Bolt, Machine (U/O P/N 3617950-1)	1
30	PAOZZ	96906	MS9556-35	• • Bolt, Machine (U/O P/N 3617950-1)	2
31	PAOZZ	99193	S9413-241	• Packing, Preformed	1
32	PAOZZ	88044	AN924-4J	• Nut, Plain, Hexagon	1
33	PAOZZ	88044	AN833-4J	• Elbow, Tube	1
34	PAOZZ	81352	AN924-6J	• Nut, Plain, Hexagon	1
35	PAOZZ	99193	S9412-556	• Packing, Preformed	1
36	PAOZZ	96906	MS21908-J6	• Elbow, Tube	1
37	PAOZZ	99193	3882522-1	• Tube Assembly, Metal	1
38	PAOZZ	99193	234-51 1-9059	• Coupling, Clamp, Groo	1
39	PAOZZ	99193	S9413-036	• Packing, Preformed	1
40	PAODD	99193	3882660-2	• Fuel Control Assy, A	1
41	PAOZZ	96906	MS9556-08	• • Bolt, Machine	2
42	PAOZZ	99193	3882608-2	• • Cover, Fluid Filter	1

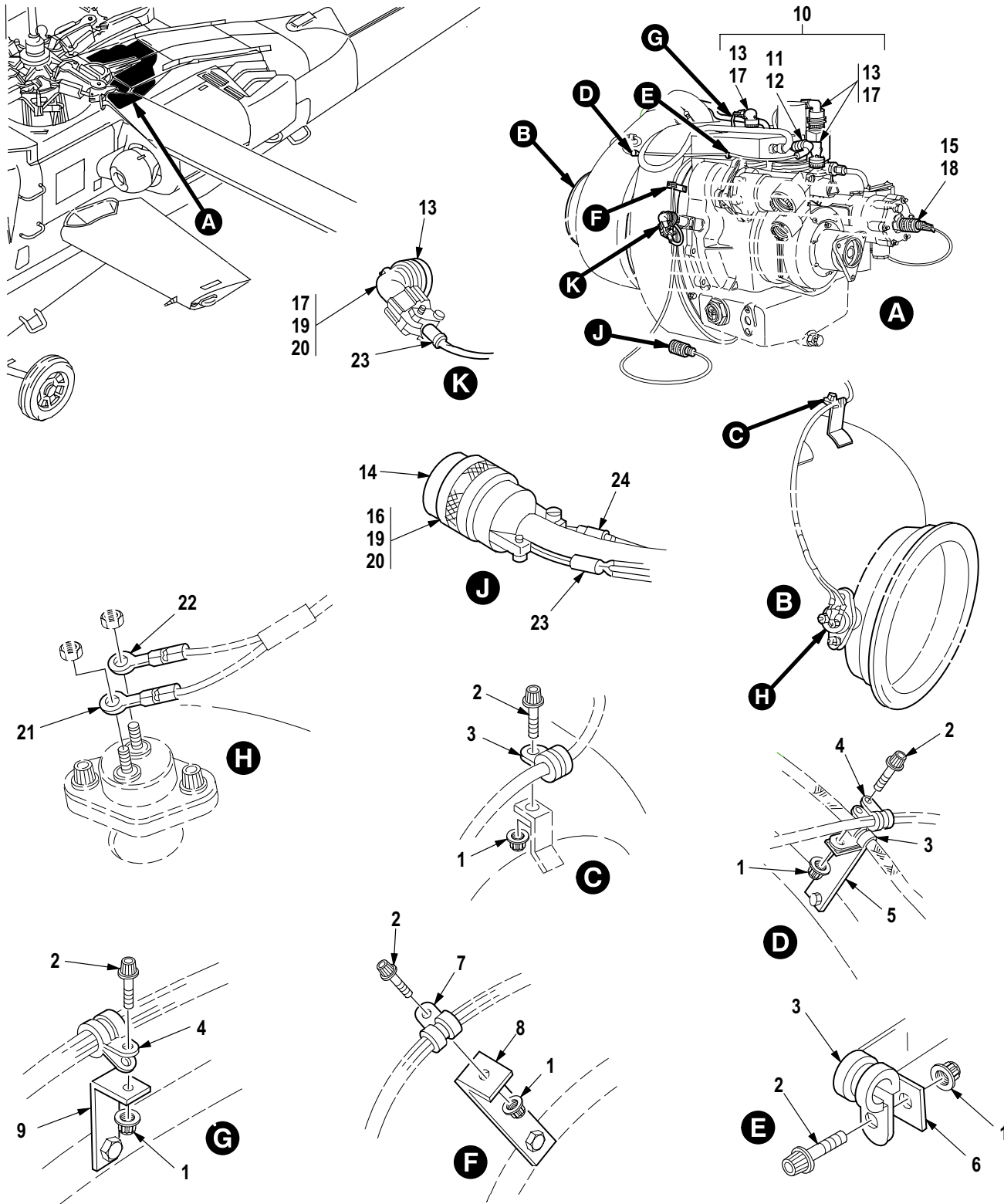
(1) ITEM NO.	(2) SMR CODE	(3) CAGE	(4) PART NUMBER	(5) DESCRIPTION AND USABLE ON CODE (UOC)	(6) QTY
43	PAOZZ	99193	S9412-138	• • Packing, Preformed	1
44	PAOZZ	99193	3882693-1	• • Filter Assembly, Fue	1
45	PAOZZ	99193	3882539-1	• Tube Assembly, Metal	1
46	PAOZZ	99193	S9425-3	• Nut, Self-Locking, Ex	1
47	PAOZZ	96906	MS9556-24	• Bolt	1
48	PAOZZ	96906	MS9556-25	• Bolt, Machine	1
49	PAOZZ	99193	3882644-2	• Bracket, Solenoid	1
50	PAOZZ	88044	AN815-4J	• Nipple, Boss	2
51	PAOZZ	99193	S9412-554	• Packing, Preformed	3
52	PAOZZ	99193	692545-6	• Valve, Solenoid 2 Wy	1
53	PAOZZ	99193	421-517-9501	• Indicator, Sight, Tur	1
54	PAOZZ	81349	M83248/1-916	• O-Ring	1
55	PAOZZ	99193	572-510-9151	• Plug, Machine Thread	1
56	PAOZZ	81349	M83248/1-905	• O-Ring	1
57	PAOZZ	99193	899979-4	• Cap, Oil Filler	1
58	PAODD	64547	2101790-6-3	• Control, Temperature	1
59	PAOZZ	99193	TA12C59TH02HB	• Clamp, Loop	1
END OF FIGURE					



M09-706B

Figure 689. Group 15 Engine, Gas Turbine (Rear)
7-21 1651002-5

(1) ITEM NO.	(2) SMR CODE	(3) CAGE	(4) PART NUMBER	(5) DESCRIPTION AND USABLE ON CODE (UOC)	(6) QTY
				Group 15 Auxiliary Power Plant Fig. 689 Engine, Gas Turbine (Rear) 7-21 1651002-5 See Fig. 687 for NHA	
1	PAOZZ	99193	211-501-91 15	• Clamp	3
2	PAOZZ	96906	MS9556-05	• Bolt, Machine	3
3	PAOZZ	99193	369964-6	• Igniter, Spark, Gas T	1
4	PAOZZ	99193	12707391	• Gasket, Ignitor	1
5	PAOZZ	99193	3888113-1	• Lead, Electrical	1
6	PAOZZ	99193	234-538-9530	• Clamp	1
7	PAOZZ	99193	3830037-2	• Cap, Comb Chamber	1
8	PAOZZ	96906	MS9565-06	• Bolt, Machine	3
9	PAOZZ	99193	3830061-2	• Nozzle, Fuel	1
10	PAOZZ	99193	3612610-1	• Gasket	1
11	XDOZZ	99193	759334-1	• Plate, Ident	1
12	PAODD	99193	3830077-4	• Combustion Chamber	1
13	PAOZZ	99193	968214-1	• Valve Assy	1
14	PAOZZ	99193	S9413-554	• Packing, Preformed	1
15	PAOZZ	88044	AN960C10L	• Washer, Flat	2
16	PAOZZ	99193	S9425-3	• Nut, Self-Locking, Ex	2
17	PAOZZ	96906	MS9556-14	• Bolt, Machine	2
18	PAOZZ	99193	3888042-3	• Ignition Unit	1
19	PAOZZ	96906	MS9557-13	• Bolt	3
20	PAOZZ	99193	3888112-1	• Bracket, Ignition	1
21	PAOZZ	96906	MS9556-07	• Bolt, Machine	2
22	PAOZZ	99193	3876003-1	• Thermocouple, Immers	1
23	PAOZZ	99193	3612517-1	• Gasket	1
24	PAOZZ	96906	MS9565-16	• Bolt, Machine	24
25	PAOZZ	80205	NAS620-10L	• Washer, Flat	22
26	PAOZZ	99193	3870036-1	• Mount Assembly, APU	1
27	PAOZZ	99193	3870015-1	• Adapter, Hoisting	1
28	PAOZZ	99193	S9431-3	• Nut, Self-Locking, Ex	20
29	PAOZZ	96906	MS9557-12	• Bolt	1
30	PAOZZ	80205	NAS620C416L	• Washer, Flat	1
31	PAODD	99193	4100196-2	• Starter, Hydraulic	1
32	PAOZZ	99193	S9413-034	• Packing, Preformed	2
END OF FIGURE					



M09-707D

Figure 690. Group 15 Engine, Gas Turbine (Wiring Harness)
7-21 1651002-5

(1) ITEM NO.	(2) SMR CODE	(3) CAGE	(4) PART NUMBER	(5) DESCRIPTION AND USABLE ON CODE (UOC)	(6) QTY
				Group 15 Auxiliary Power Plant Fig. 690 Engine, Gas Turbine (Wiring Harness) 7-21 1651002-5 See Fig. 687 for NHA	
1	PAOZZ	96906	MS21043-3	• Nut, Self-Locking, Ex	7
2	PAOZZ	96906	MS9556-24	• Bolt	2
3	PAOZZ	99193	TA12C59TH02HB	• Clamp, Loop	4
4	PAOZZ	99193	TA12C59TH03HB	• Clamp, Loop	1
5	PAOZZ	96906	MS9592-027	• Bracket, Angle	1
6	PAOZZ	96906	MS9592-014	• Bracket, Angle	1
7	PAOZZ	99193	TA12C59TH04HB	• Clamp, Loop	1
8	PAOZZ	96906	MS9592-020	• Bracket, Angle	1
9	PAOZZ	96906	MS9592-048	• Bracket, Angle	1
10	PAOFF	99193	3888085-4	• Wiring Harness	1
11	PAFZZ	96906	M85049/47W10	• Adapter, Cable Clamp	1
12	PAFZZ	96906	MS27467T11F98S	• Connector, Plug, Elec	1
13	PAFZZ	96906	MS3456L10SL3S	• Connector, Plug, Elec	1
14	PAFZZ	81349	M83723/76R1831N	• Connector, Plug, Elec	1
15	PAFZZ	81349	M83723-86R1005N	• Connector, Plug, Elec	1
16	PAFZZ	81349	M85049/52-1-18W	• Clamp, Cable, Electri	1
17	PAFZZ	81349	M83723/35A11R	• Adapter, Cable Clamp	4
18	PAFZZ	81349	MS3418-10N	• Clamp, Cable, Electri	1
19	XDFZZ	81349	M83723-23-20	• Connector, Rcpt	V
20	PAFZZ	81349	M83723-28-16	• Connector, Rcpt	V
21	PAFZZ	99193	724-505-9014	• Terminal, Lug	1
22	PAFZZ	99193	724-505-9013	• Terminal, Lug	1
23	PAFZZ	99193	672-503-9002	• Splice, Conductor	2
24	PAFZZ	99193	672-503-9003	• Splice, Conductor	1
				END OF FIGURE	

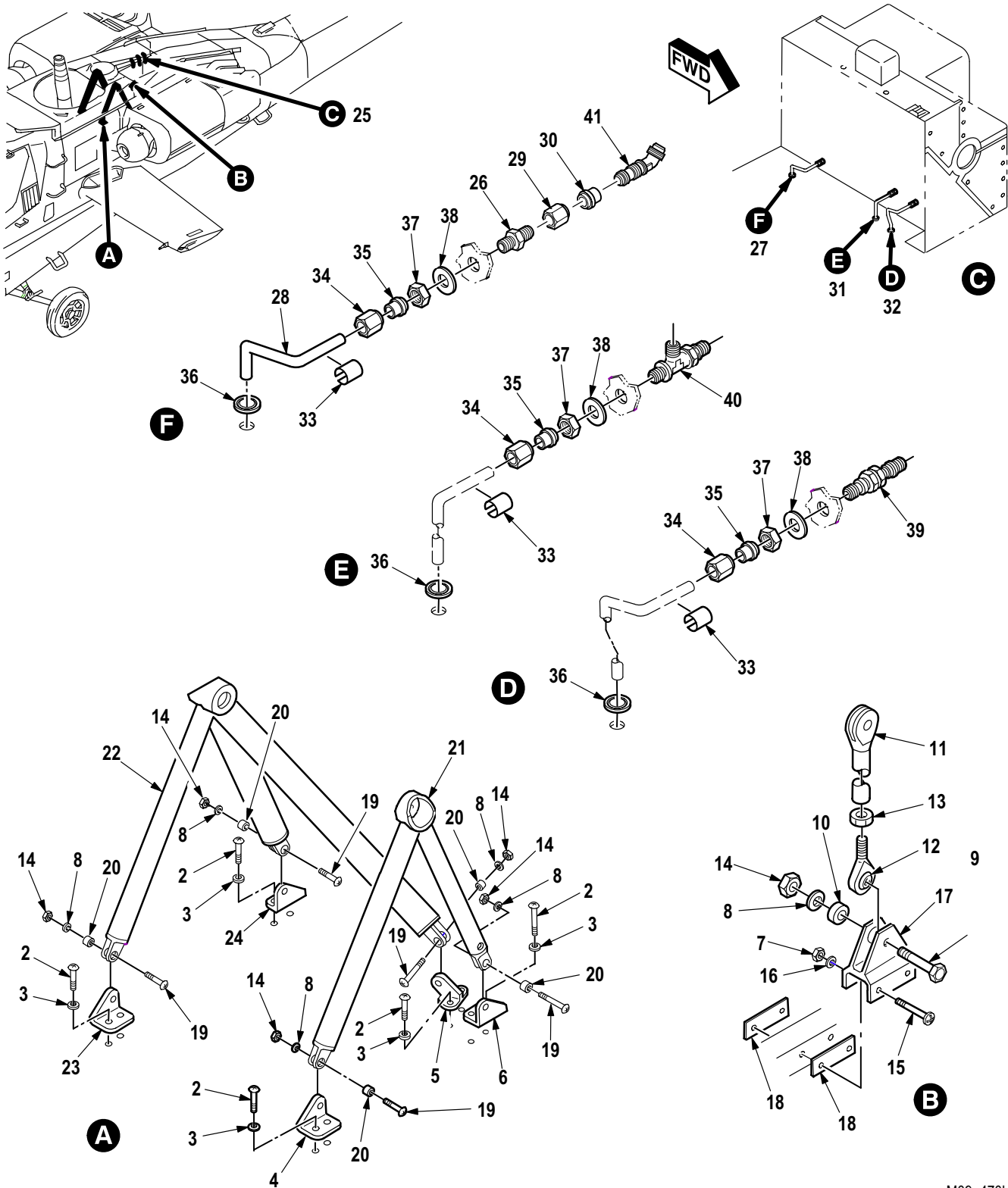
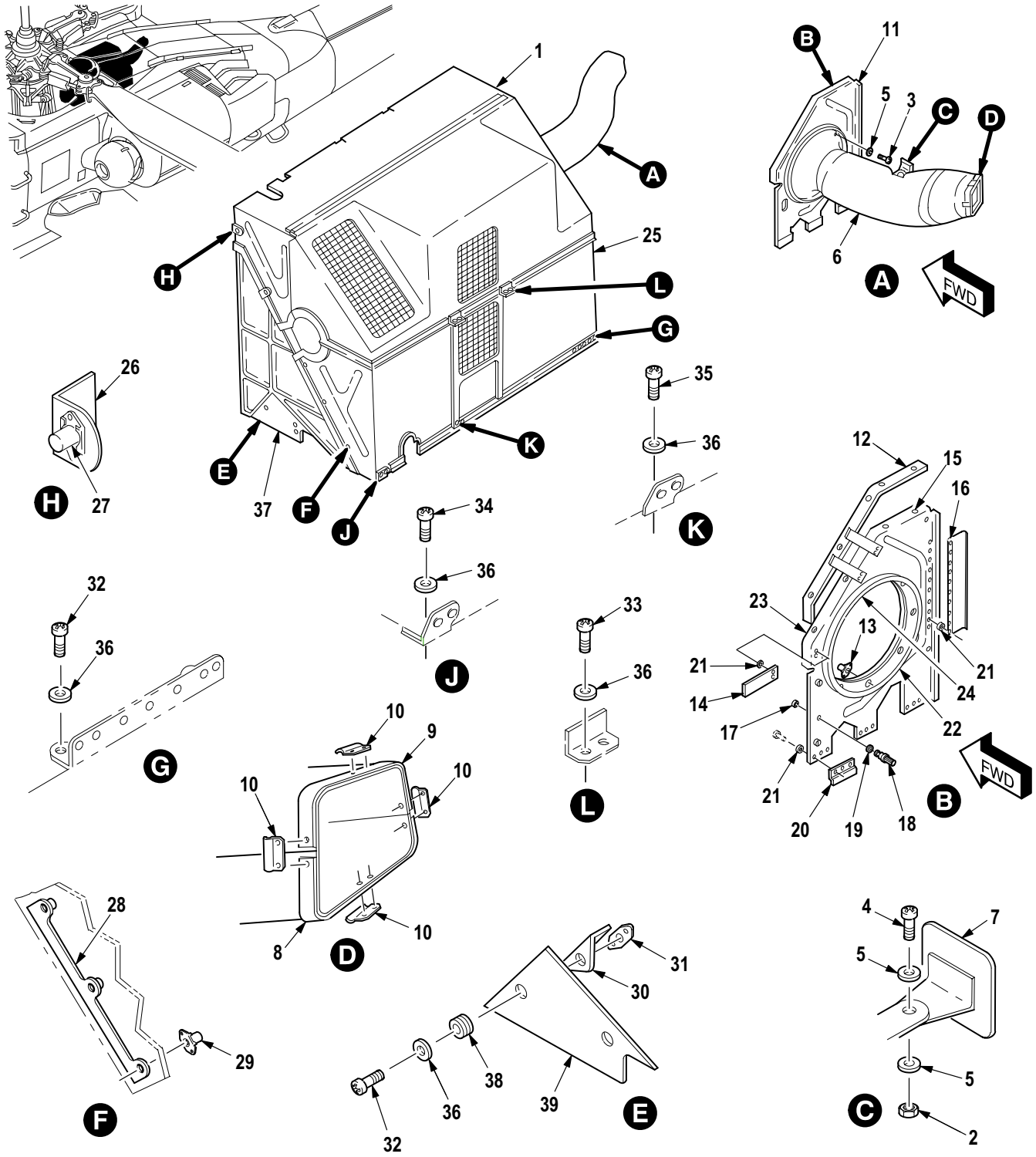


Figure 691. Group 15 Auxiliary Power Unit Mount and Drain Installation
7-31 1650000

(1) ITEM NO.	(2) SMR CODE	(3) CAGE	(4) PART NUMBER	(5) DESCRIPTION AND USABLE ON CODE (UOC)	(6) QTY
				Group 15 Auxiliary Power Plant Fig. 691 Auxiliary Power Unit Mount and Drain Installation 7-31 1650000	
1	XCOOO	02731	7-31 1651006-601	• Mount Instl, Apu (Not Illustrated-Installation Drawing)	1
2	PAOZZ	80205	NAS1403-6	•• Screw, Machine	6
3	PAOZZ	80205	NAS620C10L	•• Washer, Flat	10
4	PAOZZ	02731	7-1 17500021	•• Fitting	1
5	PAOZZ	02731	7-1 17500022-3	•• Fitting	1
6	PAOZZ	02731	7-1 17500037	•• Fitting	1
7	PAOZZ	80205	MS21042-3	•• Nut, Self-Locking, Ex	2
8	PAOZZ	88044	AN960-416L	•• Washer, Flat	6
9	PAOZZ	80205	NAS6604H10	•• Bolt, Shear	1
10	PAOZZ	02731	HS626-S-4-130	•• Bushing, Sleeve	1
11	PAOZZ	02731	7-21 1651007	•• Strut Support, Auxil	1
12	PAOZZ	81349	M81935/1-04	•• Bearing, Plain, Rod E	1
13	PAOZZ	88044	AN316C5R	•• Nut, Plain, Hexagon	1
14	PAOZZ	80205	MS21042-4	•• Nut, Self-Locking, Ex	6
15	PAOZZ	80205	NAS1403-18	•• Screw, Machine	1
16	PAOZZ	59875	TX90790-34	•• Washer, Flat	2
17	PAOZZ	02731	7-21 1651009	•• Fitting, Auxiliary P	1
18	PAOZZ	02731	7-31 1651006-3	•• Shim	V
19	PAOZZ	80205	NAS6604H9	•• Bolt, Shear	5
20	PAOZZ	02731	HS626-S-4-205	•• Bushing, Sleeve	5
21	PAOZZ	02731	7-31 1651028	•• Truss Assembly	1
22	PAOZZ	8V613	7-31 1651027	•• Truss, Support	1
23	PAOZZ	02731	7-31 1651020	•• Fitting, Auxiliary P	1
24	PAOZZ	02731	7-31 1651021	•• Fitting, Mount	1
25	XCOOO	02731	7-31 1651010	• Drain Line Instl	1
26	PAOZZ	96906	MS21924-4S	•• Union	1
27	MFOFF	02731	7-31 1651011-5	•• Tube Assy	1
28	PAOZZ	02731	7-31 1651011-7	••• Tube, Metallic	1
29	PAOZZ	96906	MS21921-4J	••• Nut, Tube Coupling	1
30	PAOZZ	96906	MS21922-4	••• Sleeve, Clinch, Tube	1
31	MFOFF	02731	7-31 1651012	•• Tube Assy	1
32	MFOFF	02731	7-31 1651013	•• Tube Assy	1
33	XDOZZ	02731	HS4367-2	••• Plate, Identificatio	1
34	PAOZZ	96906	MS21921-4J	••• Nut, Tube Coupling	1
35	PAOZZ	96906	MS21922-4	••• Sleeve, Clinch, Tube	1
36	PAOZZ	96906	MS35489-6	•• Grommet, Nonmetallic	3
37	PAOZZ	88044	AN924-4S	•• Nut, Plain, Hexagon	3
38	PAOZZ	96906	MS9549-13	•• Washer, Flat	4
39	PAOZZ	96906	MS21923-4S	•• Adapter, Straight, Tu	1
40	PAOZA	96906	MS21909R4	•• Tee, Tube	1
41	PAOZZ	96906	MS24396-4	•• Elbow, Tube	1
END OF FIGURE					

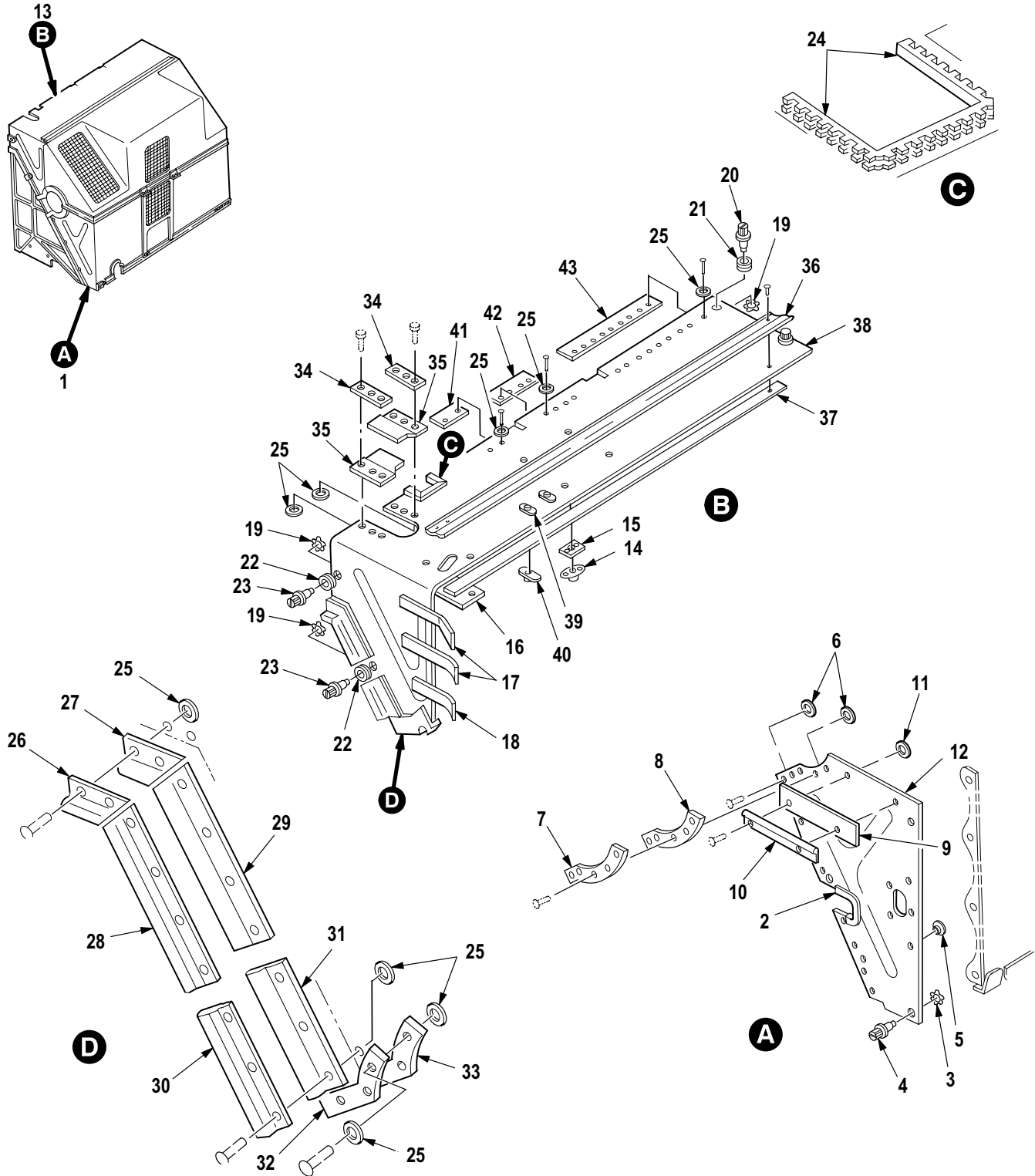


M09-681E

Figure 692. Group 15 Auxiliary Power System (Exhaust and Enclosure)
7-31 1650000

(1) ITEM NO.	(2) SMR CODE	(3) CAGE	(4) PART NUMBER	(5) DESCRIPTION AND USABLE ON CODE (UOC)	(6) QTY
				Group 15 Auxiliary Power Plant Fig. 692 Auxiliary Power System (Exhaust and Enclosure) 7-31 1650000	
1	XCOOO	02731	7-31 1653100-601	• Exhaust Sys Instl	1
2	PAOZZ	96906	MS21044C3	•• Nut, Self-Locking, He	1
3	XDOZZ	80205	NAS603-8	•• Screw, Machine	8
4	PAOZZ	80205	NAS603-6P	•• Screw, Machine	1
5	PAOZZ	88044	AN960C10	•• Washer, Flat	10
6	PAOFF	02731	7-31 1653101	•• Duct, Exhaust Mixer	1
7	XDOZZ	02731	7-31 1653102-1 1	••• Doubler	1
8	XDOZZ	02731	7-31 1653102-13	••• Doubler	1
9	XDOZZ	02731	7-31 1653102-15	••• Doubler	1
10	XDOZZ	02731	7-21 1653103	••• Spring	4
11	PAOOO	02731	7-21 1653005-41	• Bulkhead, Enclosure	1
12	PAOZZ	02731	7-21 1653005-13	••• Seal, Auxiliary Powe	1
13	PAOZZ	80205	MS21059L3	••• Nut, Self-Locking, Pl	8
14	MOOZZ	02731	7-21 1653005-39	••• Fastener	1
15	PAOZZ	02731	HS4387-1	••• Receptacle, Turnlock	2
16	XDOZZ	02731	7-21 1653005-37	••• Clip	2
17	PAOZZ	02731	HS4389-1	••• Ring, Retaining	3
18	XDOZZ	02731	HS4943-9241	••• Stud, Turnlock Faste	3
19	PAOZZ	97393	SL3541A4A2	••• Grommet, Nonmetallic	3
20	PAOZZ	02731	7-21 1653005-15	••• Clip, Auxiliary Powe	3
21	PAOZZ	02731	HS306-312L	••• Washer, Flat	21
22	XDOZZ	02731	7-21 1653005-35	••• Doubler	1
23	XDOZZ	02731	7-21 1653005-43	••• Web Assembly	1
24	XDOZZ	02731	7-21 1653005-23	•••• Doubler	1
25	XCOOO	02731	7-31 1654000	• Enclosure Instl, APU (See Figs. 693 and 694 for Further Breakdown)	1
26	PAOOO	02731	7-21 1653006-19	•• Bracket Assy, Cover	2
27	PAOZZ	29372	CA2010	••• Receptacle, Turnlock	1
28	PAOOO	02731	7-21 1653006-15	•• Bracket Assy, Cover	1
29	PAOZZ	29372	CA2010	••• Receptacle, Turnlock	3
30	PAOOO	02731	7-21 1653006-17	•• Bracket Assy, Cover	2
31	PAOZZ	80205	MS21075L3E	••• Nut, Self-Locking, Pl	1
32	PAOZZ	80205	NAS1403-2	•• Screw, Machine	4
33	PAOZZ	80205	NAS1403-13	•• Screw, Machine	4
34	PAOZZ	80205	NAS1403-5	•• Screw, Machine	1
35	PAOZZ	80205	NAS1403-4	•• Screw, Machine	1
36	PAOZZ	88044	AN960JD10L	•• Washer, Flat	10
37	AOOOO	02731	7-21 1653007-7	•• Cover, Lower, APU	1
38	PAOZZ	02731	HS4874-4B1A	••• Grommet, Metallic	2
39	PAOZZ	02731	7-21 1653007-5	••• Panel, Auxiliary, Pow	1
END OF FIGURE					

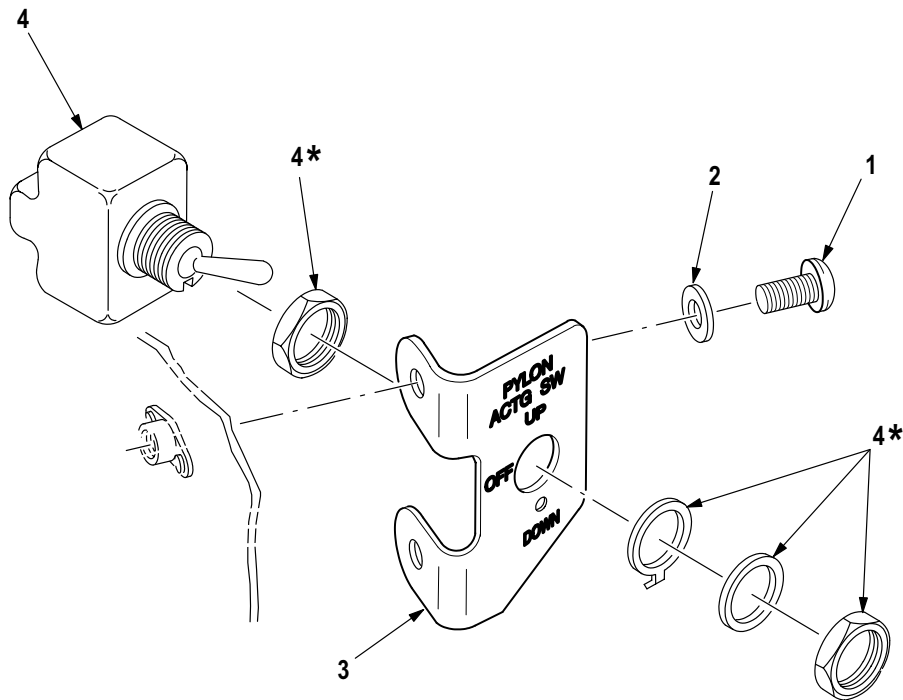
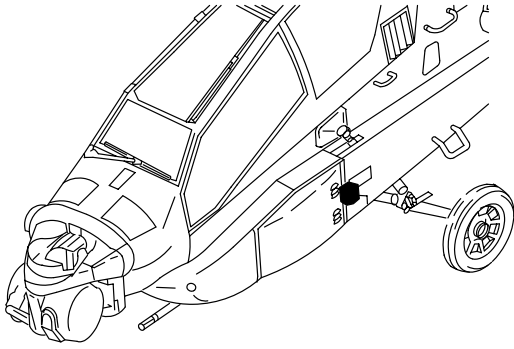
(1) ITEM NO.	(2) SMR CODE	(3) CAGE	(4) PART NUMBER	(5) DESCRIPTION AND USABLE ON CODE (UOC)	(6) QTY
				Group 15 Auxiliary Power Plant Fig. 693 Enclosure Installation, APU (Upper and Lower Cover) 7-31 1654000 See Fig. 692 for NHA	
1	PAOOO	02731	7-31 1654001-61	• Cover, Aircraft Grou	1
2	PAOZZ	02731	HS306-312L	•• Washer, Flat	68
3	MOOZZ	02731	7-31 1654001-71	•• Fastener	6
4	XDOZZ	02731	7-31 1654001-63	•• Retainer, Auxiliary	1
5	XDOZZ	02731	7-31 1654001-65	•• Retainer, Auxiliary	1
6	XDOZZ	02731	7-31 1654001-67	•• Retainer, Auxiliary	1
7	XDOZZ	02731	7-31 1654001-55	•• Doubler	1
8	XDOZZ	02731	7-31 1654001-69	•• Retainer, Auxiliary	1
9	MOOZZ	02731	7-31 1654001-37	•• Seal, Auxiliary Powe	1
10	XDOZZ	02731	7-31 1654001-39	•• Seal, Auxiliary Powe	1
11	MOOZZ	02731	7-31 1654001-47	•• Seal, Auxiliary Powe	1
12	MOOZZ	02731	7-31 1654001-51	•• Seal, Auxiliary Powe	1
13	XDOZZ	02731	7-31 1654001-31	•• Inlet Assembly	1
14	PAOZZ	02731	7-21 1654004	•• Bracket, Angle	2
15	MOOZZ	02731	7-31 1654001-73	•• Grommet	1
16	PAOOO	02731	7-31 1654001-3	•• Cover, Aircraft Grou	1
17	XDOZZ	02731	7-31 1654001-41	••• Screen	1
18	XDOZZ	02731	7-31 1654001-43	••• Screen	1
19	PAOOO	02731	7-31 1654003-71	• Cover, Access	1
20	MOOZZ	02731	7-31 1654003-75	•• Grommet	1
21	PAOZZ	29372	CA2010	•• Receptacle, Turnlock	7
22	XDOZZ	02731	7-31 1654003-23	•• Bracket, Angle	1
23	PAOZZ	80205	MS21075L3E	•• Nut, Self-Locking, Pl	8
24	XDOZZ	02731	7-31 1654003-67	•• Retainer	1
25	MOOZZ	02731	7-31 1654003-45	•• Seal	1
26	XDOZZ	02731	7-31 1654003-69	•• Retainer	1
27	MOOZZ	02731	7-31 1654003-47	•• Seal	1
28	PAOZZ	02731	HS306-312L	•• Washer, Flat	107
29	XDOZZ	02731	7-31 1654003-21	•• Stiffener, Cover, APU	1
30	XDOZZ	02731	7-31 1654003-53	•• Stiffener, Cover, APU	1
31	XDOZZ	02731	7-31 1654003-39	•• Stiffener, Cover, APU	1
32	XDOZZ	02731	7-31 1654003-37	•• Stiffener	1
33	XDOZZ	02731	7-31 1654003-38	•• Stiffener	1
34	PAOZZ	02731	7-31 1654003-73	•• Panel, Structural, Ai	1
END OF FIGURE					



M09-476J

Figure 694. Group 15 Enclosure Installation, APU (Front and Top Cover)
7-31 1654000

(1) ITEM NO.	(2) SMR CODE	(3) CAGE	(4) PART NUMBER	(5) DESCRIPTION AND USABLE ON CODE (UOC)	(6) QTY
				Group 15 Auxiliary Power Plant Fig. 694 Enclosure Installation, APU (Front and Top Cover) 7-31 1654000 See Fig. 692 for NHA	
1	PAOOO	02731	7-21 1654002-31	• Cover Assy, Enclosur	1
2	MOOZZ	96906	MS21266-1T	•• Grommet, Nonmetallic	V
3	PAOZZ	29372	CA2035	•• Ring, Retaining	7
4	PAOZZ	02731	HS4943-9241	•• Stud, Turnlock Faste	7
5	PAOZZ	02731	HS4874-2A2A	•• Grommet, Metallic	7
6	PAOZZ	02731	HS306-312L	•• Washer, Flat	V
7	XDOZZ	02731	7-21 1654002-29	•• Doubler	1
8	MOOZZ	02731	7-21 1654002-25	•• Seal	1
9	MOOZZ	02731	7-21 1654002-37	•• Seal	1
10	XDOZZ	02731	7-21 1654002-39	•• Doubler	1
11	PAOZZ	02731	HS306-316L	•• Washer, Flat	V
12	PAOZZ	02731	7-21 1654002-33	•• Panel, Structural, Ai	1
13	PAOOO	02731	7-21 1654005-73	• Cover Assy, Top Encl	1
14	PAOZZ	80205	MS21075L3E	•• Nut, Self-Locking, PI	6
15	XDOZZ	02731	7-21 1654005-31	•• Doubler, Enclosure	4
16	XDOZZ	02731	7-21 1654005-79	•• Doubler	1
17	MOOZZ	02731	7-21 1654005-69	•• Strap	2
18	MOOZZ	02731	7-21 1654005-67	•• Strap	1
19	PAOZZ	29372	CA2035	•• Ring, Retaining	4
20	PAOZZ	29372	CA2024-3	•• Stud, Turnlock Faste	2
21	PAOZZ	02731	HS4874-2A5A	•• Grommet, Metallic	2
22	PAOZZ	02731	HS4874-2A2A	•• Grommet, Metallic	2
23	XDOZZ	02731	HS4943-9241	•• Stud, Turnlock Faste	2
24	MOOZZ	02731	7-21 1654005-87	•• Grommet, Nonmetallic	1
25	PAOZZ	02731	HS306-312L	•• Washer, Flat	34
26	XDOZZ	02731	7-21 1654005-55	•• Retainer	1
27	MOOZZ	02731	7-21 1654005-17	•• Seal	1
28	XDOZZ	02731	7-21 1654005-57	•• Retainer, Enclosure	1
29	XDOZZ	02731	7-21 1654005-47	•• Seal, Cover, Auxiliar	1
30	XDOZZ	02731	7-21 1654005-77	•• Retainer	1
31	MOOZZ	02731	7-21 1654005-83	•• Seal	1
32	XDOZZ	02731	7-21 1654005-81	•• Doubler	1
33	PAOZZ	02731	7-21 1654005-85	•• Seal, Cover, Auxiliar	1
34	XDOZZ	02731	7-21 1654005-23	•• Doubler, Enclosure	2
35	PAOZZ	02731	7-21 1654005-21	•• Seal, Rubber Strip	2
36	PAOZZ	02731	7-21 1654005-25	•• Guide, Cover	1
37	XDOZZ	02731	7-21 1654005-27	•• Doubler, Enclosure	1
38	PAOZZ	02731	7-21 1654005-75	•• Cover Assy, Enclosur	1
39	PAOZZ	02731	HS4483-615	•• Spacer, Sleeve	2
40	PAOZZ	96906	MS21059LO4	•• Nut, Self-Locking, PI	2
41	XDOZZ	02731	7-21 1654005-61	•• Clip	1
42	XDOZZ	02731	7-21 1654005-63	•• Clip	1
43	XDOZZ	02731	7-21 1654005-65	•• Clip	1
END OF FIGURE					



*SUPPLIED WITH ATTACHED ITEM

M09-1179A

Figure 695. Group 16 Switch, Toggle, Pylon Ground Maintenance

(1) ITEM NO.	(2) SMR CODE	(3) CAGE	(4) PART NUMBER	(5) DESCRIPTION AND USABLE ON CODE (UOC)	(6) QTY
				Group 16 Mission Equipment Fig. 695 Switch, Toggle, Pylon Ground Maintenance	
1	PAOZZ	96906	MS51958-79	▪ Screw, Machine	2
2	PAOZZ	88044	AN960PD416L	▪ Washer, Flat	2
3	PAOZZ	02731	7-317400221-3	▪ Bracket, Pylon	1
4	PAOZZ	96906	MS24524-27	▪ Switch, Toggle	1
END OF FIGURE					

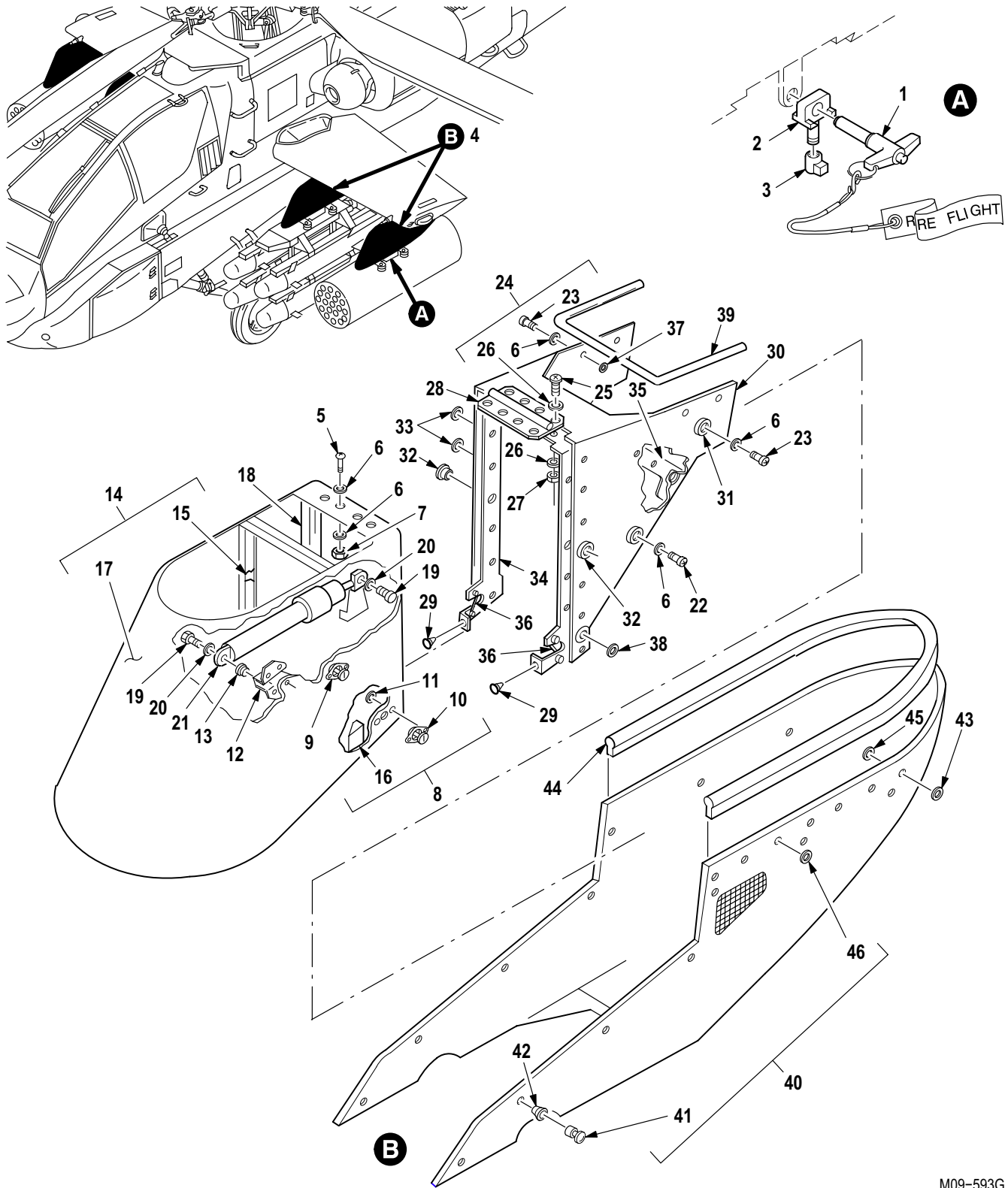
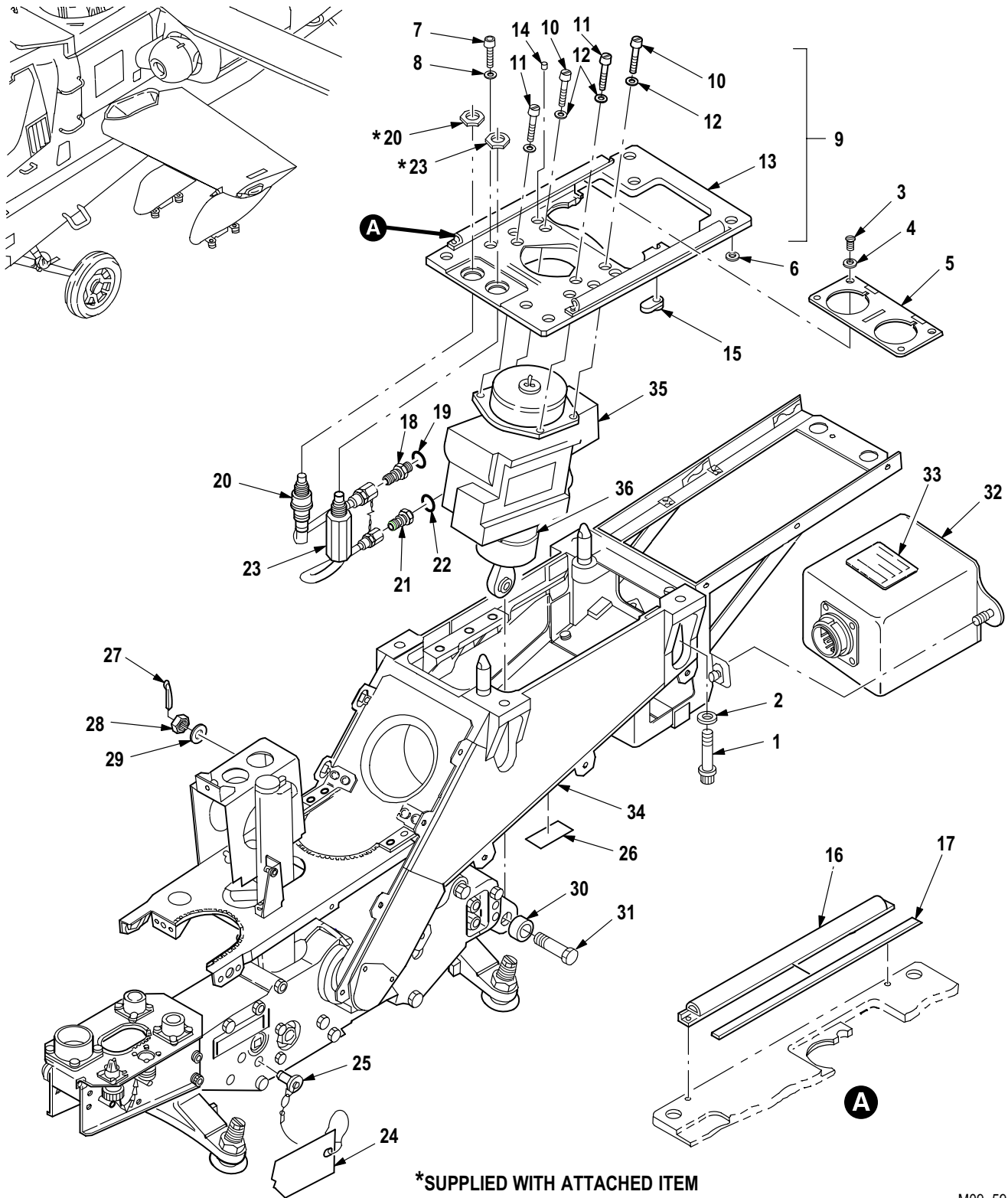


Figure 696. Group 16 External Stores Subsystem
7-318000000

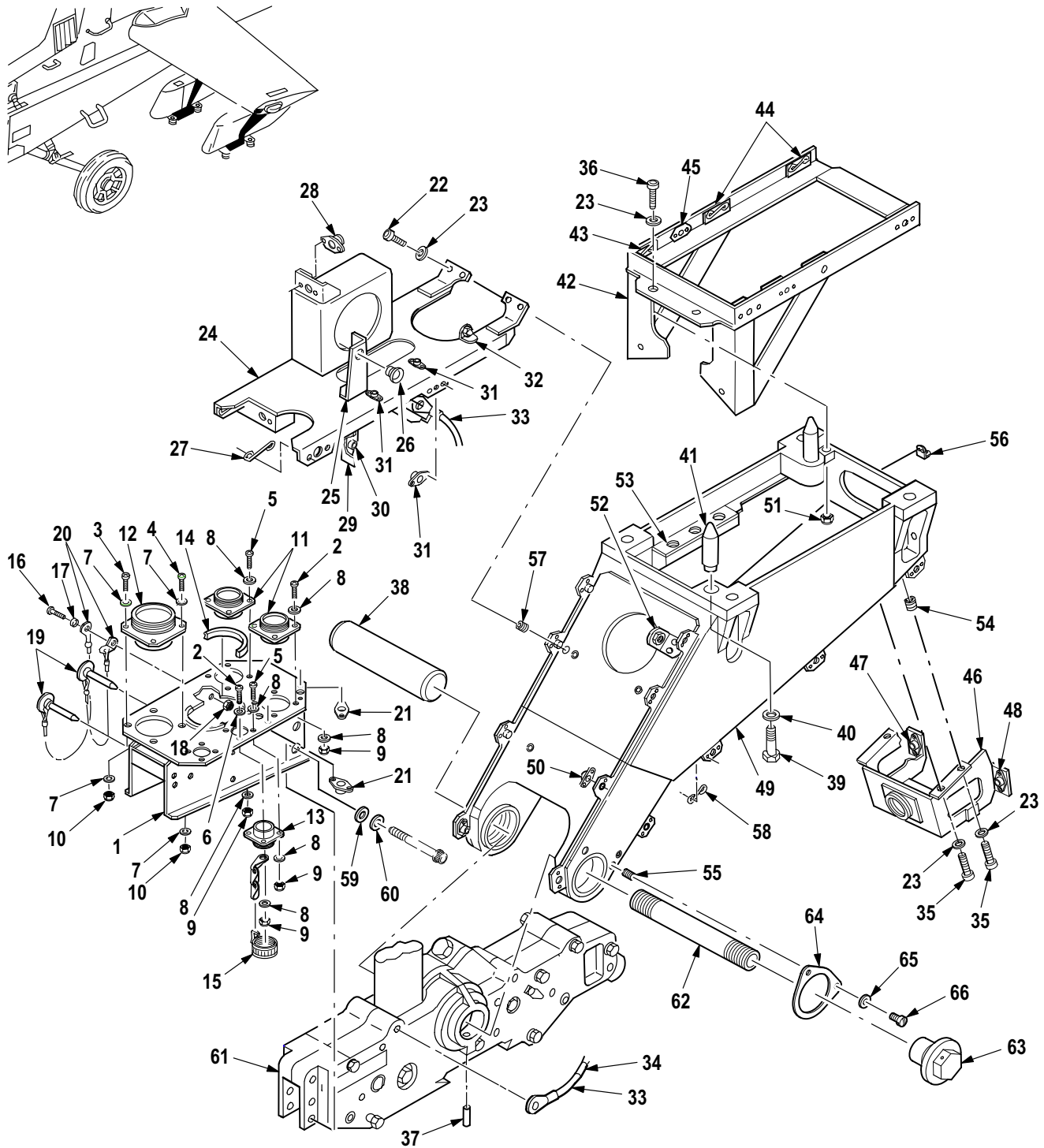
(1) ITEM NO.	(2) SMR CODE	(3) CAGE	(4) PART NUMBER	(5) DESCRIPTION AND USABLE ON CODE (UOC)	(6) QTY
				Group 16 Mission Equipment Fig. 696 External Stores Subsystem 7-318000000	
1	PAOZZ	02731	7-318000237	• Pin	4
2	PAOZZ	02731	7-318000227	• Fitting, External S	4
3	PAOZZ	02731	7-318000228	• Nut, External Stores	4
4	PBOFF	02731	7-318000001-613	• Pylon, Aircraft (See Fig. 697 for Breakdown)	1
5	PAOZZ	80205	NAS1403-3	•• Screw, Machine	4
6	PAOZZ	88044	AN960KD10L	•• Washer, Flat	16
7	PAOZZ	80205	MS21042-3	•• Nut, Self-Locking, Ex	4
8	PAOOO	02731	7-318000035-3	•• Fairing Assy, Nose	1
9	PAOZZ	02731	HS5276-0003	••• Stud Assembly, Turnl	2
10	PAOZZ	02731	HS5276-0002	••• Stud Assembly, Turnl	2
11	PAOZZ	88044	AN960KD4	••• Washer, Flat	4
12	XDOOO	02731	7-318000131	••• Bracket, Upper, Strut	1
13	PAOZZ	97393	SL850-3F7C	•••• Insert, Screw Thread	1
14	XAOOO	02731	7-318000036-21	•••• Fairing, Nose, Pylon	1
15	MOOZZ	02731	7-318000036-7	•••• Rigid Peu, Fairing	V
16	MFFZZ	02731	7-318000036-9	•••• Bumper	2
17	XAOZZ	02731	7-318000036-15	•••• Nose, Fairing, Pylon	1
18	XDOZZ	02731	7-318000037	••• Stiffener, Nose	1
19	PAOZZ	80205	NAS1303-6H	•• Bolt, Shear	2
20	PAOZZ	59875	TX90790-34	•• Washer, Flat	2
21	PAOZZ	02731	7-318000130	•• Strut Assy, Rack	1
22	PAOZZ	80205	NAS603-10P	•• Screw, Machine	12
23	PAOZZ	80205	NAS603-12P	•• Screw, Machine	2
24	PAOOO	02731	7-318000039	•• Fairing Assy, Airfra	1
25	PAOZZ	80205	NAS603-8	••• Screw, Machine	4
26	PAOZZ	88044	AN960JD10L	••• Washer, Flat	8
27	PAOZZ	80205	MS21042-3	••• Nut, Self-Locking, Ex	4
28	MOOZZ	02731	7-318000066	••• Hinge, Butt	1
29	PAOZZ	02731	HS4450-10	••• Bumper, Nonmetallic	2
30	XAOOO	02731	7-318000041-3	••• Fairing, Subassy	1
31	PAOZZ	02731	HS4874-2A5A	•••• Grommet, Metallic	8
32	PAOZZ	02731	HS4874-5A5A	•••• Grommet, Metallic	2
33	PAOZZ	88044	AN960JD4L	•••• Washer, Flat	2
34	PAOZZ	02731	7-318000052	•••• Stiffener, Fairing	1
35	PAOZZ	02731	7-318000042	•••• Bracket, Stiffener	1
36	PAOZZ	02731	HS5273-0004	•••• Lockspring, Turnlock	2
37	PAOZZ	81343	MS9549-05	•••• Washer, Flat	9
38	PAOZZ	88044	AN960KD6L	•••• Washer, Flat	2
39	PAOZZ	02731	HS2007-1516	•••• Seal, Nonmetallic Sp	1
40	PAOOO	02731	7-318000043-5	•• Fairing, Aircraft	1
41	PAOZZ	02731	HS5274-0001	••• Stud, Turnlock Faste	14
42	PAOZZ	02731	HS5275-0001	••• Eyelet, Turnlock Fas	14
43	PAOZZ	96906	MS9549-04	••• Washer, Flat	14
44	MOOZZ	02731	HS5300-1-0410	••• Seal, Extruded, Elast	1
45	PAOZZ	02731	HS306-207L	••• Washer, Flat	14
46	PAOZZ	88044	AN960JD3	••• Washer, Flat	12
END OF FIGURE					



M09-594E

Figure 697. Group 16 Pylon, Aircraft (Frame and Actuator)
7-31800001-613

(1) ITEM NO.	(2) SMR CODE	(3) CAGE	(4) PART NUMBER	(5) DESCRIPTION AND USABLE ON CODE (UOC)	(6) QTY
				Group 16 Mission Equipment Fig. 697 Pylon, Aircraft (Frame and Actuator) 7-31800001-613 See Fig. 696 for NHA	
1	PAOZZ	02731	HS5271-6-21	• Bolt, Close Toleranc	4
2	PAOZZ	96906	MS21299C6	• Washer, Recessed	4
3	PAOZZ	80205	NAS603-9P	• Screw, Machine	2
4	PAOZZ	88044	AN960KD10L	• Washer, Flat	4
5	PAOZZ	02731	7-318000014	• Plate, Top, Connector	1
6	PAOZZ	02731	7-1 1B410521	• Ring, Retaining	4
7	PAOZZ	96906	MS20004H16	• Bolt, Internal Wrenc	6
8	PAOZZ	96906	MS21206-C4	• Washer, Recessed	6
9	AOOOO	02731	7-318000005	• Actuator and Top	1
10	PAOZZ	80205	NAS1351-4-24	•• Screw, Cap, Socket He	2
11	PAOZZ	80205	NAS1351-4-18	•• Screw, Cap, Socket He	2
12	PAOZZ	80205	NAS1149E0416P	•• Washer, Flat	4
13	PAOFF	02731	7-318000012	•• Plate, Structural, Ai	1
14	PAFZZ	96906	MS16556-826	••• Pin, Straight, Headle	2
15	PAOZZ	80205	MS21072L3	••• Nut, Self-Locking, Pl	2
16	XDFZZ	02731	HS5281-01-0902	••• Seal, Nonmetallic Sp	2
17	XDFZZ	02731	7-318000012-3	••• Spacer	10
18	PAOZZ	96906	MS21902J4	•• Nipple, Boss	1
19	PAOZZ	81349	M83248/1-904	•• O-Ring	1
20	PAOZZ	02731	7-318000008	•• Hose Assembly, Metal	1
21	PAOZZ	02731	7-318000010	•• Fitting, Filter Adap	1
22	PAOZZ	81349	M83248-1-906	•• O-Ring	1
23	PAOZZ	02731	7-318000009	•• Filter Assembly, Act	1
24	PAOZZ	80205	NAS1091A30H	• Streamer, Warning	1
25	XDOZZ	96906	MS17984C530	• Pin, Quick Release	1
26	XDOZZ	02731	HS4709-2	• Plate, Identificatio	1
27	PAOZZ	96906	MS24665-287	• Pin, Cotter	1
28	PAOZZ	88044	AN320-7	• Nut, Plain, Slotted, H	1
29	PAOZZ	88044	AN960XC716L	• Washer, Flat	1
30	PAOZZ	02731	HS5542-07001	• Bushing, Sleeve	1
31	PAOZZ	02731	HS5841-7-19	• Bolt, Shear	1
32	PAODD	02731	7-317400220-3	• Controller, Pylon	1
33	XDFZZ	81873	88001334	•• Plate, Ident	1
34	AOOOO	02731	7-318000003-617	• Frame Assy, Pylon (See Fig. 698 for Breakdown)	1
35	PAODD	02731	7-31800001 1-5	• Cylinder Assembly, A	1
36	XDFZZ	81873	41005658	•• Plate, Identificatio	1
END OF FIGURE					

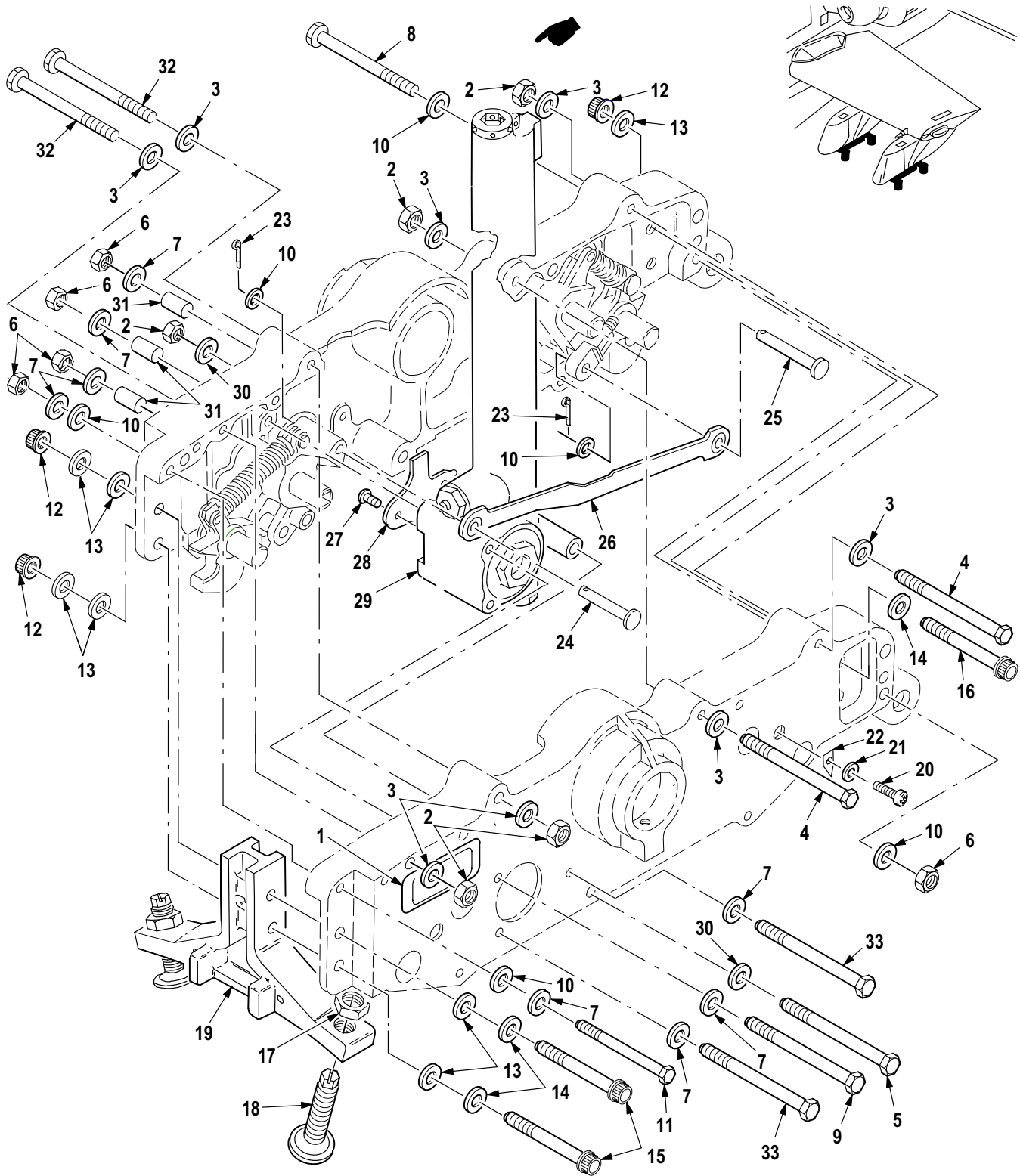


M09-595H

Figure 698. Group 16 Frame Assembly, Pylon
7-31800003-617

(1) ITEM NO.	(2) SMR CODE	(3) CAGE	(4) PART NUMBER	(5) DESCRIPTION AND USABLE ON CODE (UOC)	(6) QTY
				Group 16 Mission Equipment Fig. 698 Frame Assembly, Pylon 7-31800003-617 See Fig. 697 for NHA	
1	PAOOO	02731	7-318000063-601	• Bracket Assy, Stow	1
2	PAOZZ	80205	NAS600-6P	•• Screw, Machine	3
3	PAOZZ	80205	NAS601-7P	•• Screw, Machine	4
4	PAOZZ	80205	NAS601-8P	•• Screw, Machine	2
5	PAOZZ	80205	NAS600-7P	•• Screw, Machine	1
6	PAOZZ	88044	AN960-6	•• Washer, Flat	1
7	PAOZZ	80205	NAS620C6L	•• Washer, Flat	8
8	PAOZZ	80205	NAS620C4L	•• Washer, Flat	7
9	PAOZZ	80205	MS21042-04	•• Nut, Self-Locking, Ex	4
10	PAOZZ	80205	MS21042-06	•• Nut, Self-Locking, Ex	4
11	PAOZZ	96906	MS3115-16A	•• Dummy Connector, Rec	2
12	PAOZZ	02731	HS5098-2580	•• Dummy Connector, Rec	1
13	PAOZZ	02731	HS5098-0980	•• Dummy Connector, Rec	1
14	MOOZZ	96906	MS21266-3N	•• Grommet, Nonmetallic	1
15	PAOZZ	02731	HS4937-1	•• Cover, Electrical Co	1
16	PAOZZ	80205	NAS603-8	•• Screw, Machine	1
17	PAOZZ	80205	NAS620C10L	•• Washer, Flat	1
18	PAOZZ	80205	MS21042-3	•• Nut, Self-Locking, Ex	1
19	PAOZZ	96906	MS17984C419	•• Pin, Quick Release	2
20	PAOZZ	02731	HS4494-4500	•• Wire Rope Assembly,	2
21	PAOZZ	96906	MS21069L3	•• Nut, Self-Locking, Pl	2
22	PAOZZ	80205	NAS1403-3	• Screw, Machine	5
23	PAOZZ	80205	NAS620-10L	• Washer, Flat	13
24	PAOOO	02731	7-318000058	• Bracket Assembly, St	1
25	PAOOO	02731	7-318000132	•• Bracket, Lower Strut	1
26	PAOZZ	02731	HS4262-3F4C	••• Insert, Screw Thread	1
27	PAOZZ	02731	HS5273-0004	•• Lockspring, Turnlock	1
28	PAOZZ	02731	HS5307-0420	•• Receptacle, Turnlock	2
29	PAOOO	02731	7-318000133	•• Bracket Assy, Harn	1
30	PAOZZ	02731	HS4262-3F4C	••• Insert, Screw Thread	1
31	PAOZZ	80205	MS21075-3	•• Nut, Self-Locking, Pl	4
32	PAOZZ	02731	HS4592-2D6-10	•• Bracket, Angle	1
33	XDOZZ	96906	MS25083-2BD12	• Lead, Electrical	2
34	PAOZZ	81851	6749001-13	• Sleeving, Textile, El	2
35	PAOZZ	80205	NAS1351-3-10P	• Screw, Cap, Socket He	1
36	PAOZZ	80205	NAS1351-3-16P	• Screw, Soc Hd #10	1
37	PAOZZ	02731	7-318000062	• Pin, Shoulder, Headle	2
38	PAOZZ	02731	7-318000061-3	• Pin, Hollow	1
39	PAOZZ	80205	NAS6305L2	• Bolt, Shear	2
40	PAOZZ	88044	AN960-516L	• Washer, Flat	2
41	PAOZZ	02731	7-318000032	• Pin, Straight, Headle	2
42	PAOOO	02731	7-318000030	• Bracket, Mux Box	1
43	PAOZZ	02731	HS4267S3-200	•• Lockspring, Turnlock	2
44	PAOZZ	02731	HS5386-0001	•• Receptacle, Turnlock	4
45	PAOZZ	02731	HS4153-02	•• Nut, Self-Locking, Pl	4
46	PAOOO	02731	7-318000050	• Bracket Assembly, Ac	1
47	PAOZZ	96906	MS21070L3	•• Nut, Self-Locking, Pl	1
48	PAOZZ	02731	HS5307-0420	•• Receptacle, Turnlock	2

(1) ITEM NO.	(2) SMR CODE	(3) CAGE	(4) PART NUMBER	(5) DESCRIPTION AND USABLE ON CODE (UOC)	(6) QTY
49	XAODD	02731	7-318000125	• Pylon, Aircraft	1
50	PAOZZ	96906	MS21075L3	•• Nut, Self-Locking, Pl	8
51	PAFZZ	80205	NAS1329H3K230L	•• Nut, Self-Locking, Bl	4
52	PAFZZ	02731	HS4592-2D7-12	•• Bracket, Angle	1
53	PAFZZ	96906	MS51830-202L	•• Insert, Screw Thread	6
54	PAFZZ	80205	NAS1394-3L	•• Insert, Screw Thread	4
55	PAFZZ	96906	MS51830-103L	•• Insert, Screw Thread	4
56	XDFZZ	02731	HS4592-2D6-8	•• Bracket, Angle	1
57	PAFZZ	96906	MS51830-201L	•• Insert, Screw Thread	5
58	PAOZZ	02731	HS4267S3-200	•• Lockspring, Turnlock	8
59	PAOZZ	02731	HS4134C5	• Washer, Recessed	1
60	PAOZZ	02731	HS4134P5	• Washer, Flat	1
61	PAOFF	02731	7-318000150-1 1	• Rack, Bomb Ejector, A (See Figs. 699 and 700 for Breakdown)	1
62	PAOZZ	8V613	7-318000073-001	• Tie, Load Sharing Ti	1
63	PAOZZ	8V613	7-318000074-001	• Endcap, Load Sharing	2
64	PAOZZ	8V613	7-318000075-001	• Endplate, Load Shari	2
65	PAOZZ	80205	NAS1149CN616R	• Washer, Flat	4
66	PAOZZ	96906	MS35275-226	• Screw, Machine	4
END OF FIGURE					



M09-596H

Figure 699. Group 16 Rack, Bomb Ejector, Aircraft (Part 1)
7-318000150-1 1

(1) ITEM NO.	(2) SMR CODE	(3) CAGE	(4) PART NUMBER	(5) DESCRIPTION AND USABLE ON CODE (UOC)	(6) QTY
				Group 16 Mission Equipment Fig. 699 Rack, Bomb Ejector, Aircraft (Part 1) 7-318000150-1 1 See Fig. 698 for NHA	
1	XDFZZ	02731	HS5333-1000	• Plate, Ident	1
2	PAFZZ	96906	MS21083N5	• Nut, Self-Locking, He	11
3	PAFZZ	88044	AN960KD516L	• Washer, Flat	20
4	PAFZZ	80205	NAS6605-42	• Bolt, Shear	6
5	PAFZZ	80205	NAS6605H47	• Bolt, Shear	1
6	PAFZZ	96906	MS21083N4	• Nut, Self-Locking, He	5
7	PAFZZ	88044	AN960KD416L	• Washer, Flat	10
8	PAFZZ	80205	NAS6204-42	• Bolt, Shear	1
9	PAFZZ	80205	NAS6204-48H	• Bolt, Shear	1
10	PAFZZ	88044	AN960KD416	• Washer, Flat	4
11	PAFZZ	80205	NAS6204-27	• Bolt, Shear	1
12	PAFZZ	96906	MS21042L5	• Nut, Self-Locking, Ex	4
13	PAFZZ	96906	MS21206-5	• Washer, Flat	8
14	PAFZZ	96906	MS21206C5	• Washer, Recessed	4
15	PAFZZ	02731	HS4144-5L28	• Bolt, Shear	2
16	PAFZZ	02731	HS4144-5L26	• Bolt, Shear	2
17	PAFZZ	96906	MS35691-51	• Nut, Plain, Hexagon	4
18	PAFZZ	02731	7-318000201	• Sway Restraint, Rack	4
19	PAFZZ	02731	7-318000197	• Brace, Sway-Ejector	2
20	PAFZZ	80205	NAS1190E06P5N	• Screw, Cap, Socket He	2
21	PAFZZ	80205	NAS620A6	• Washer, Flat	2
22	PAFZZ	02731	7-318000189	• Indicator, Hook, Pylon	2
23	PAFZZ	80205	MS24665-132	• Pin, Cotter	4
24	PAFZZ	96906	MS20392-3C49	• Pin, Straight, Headed	1
25	PAFZZ	96906	MS20392-3C17	• Pin, Straight, Headed	1
26	PAFZZ	02731	7-318000178	• Connecting Link, Rig	1
27	PAFZZ	96906	MS21093-0618	• Screw, Cap, Socket He	2
28	PAFZZ	02731	7-318000204	• Retainer, Contact, Ra	1
29	PAOOO	02731	7-318000159	• Ejector Assy, Rack P (See Fig. 701 for Breakdown)	1
30	PAFZZ	88044	AN960KD516	• Washer, Flat	2
31	PAOZZ	02731	HS5542-04043	• Bushing, Sleeve	3
32	PAFZZ	80205	NAS6605-47	• Bolt, Shear	2
33	PAFZZ	80205	NAS6204-48	• Bolt, Shear	2
END OF FIGURE					

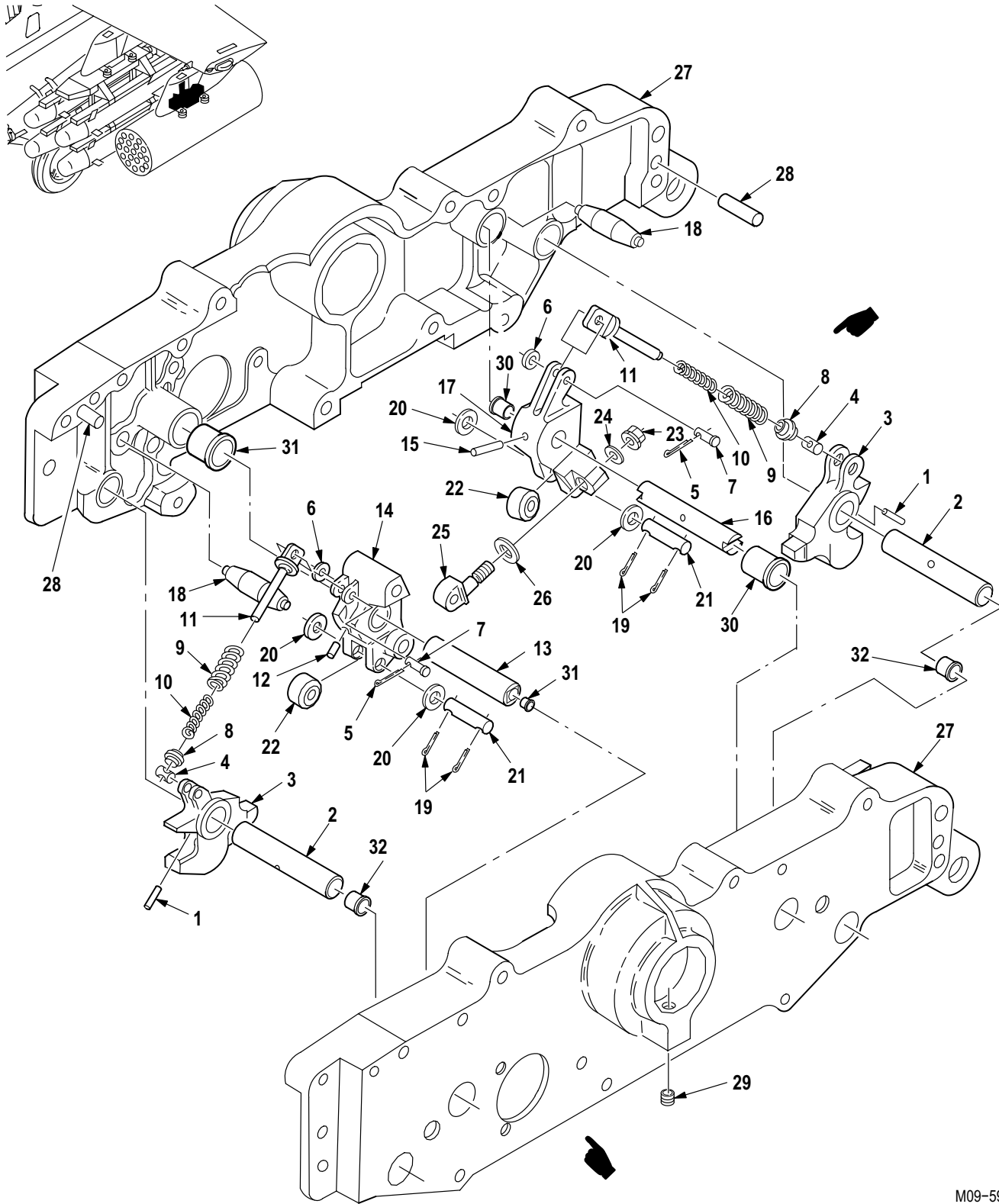
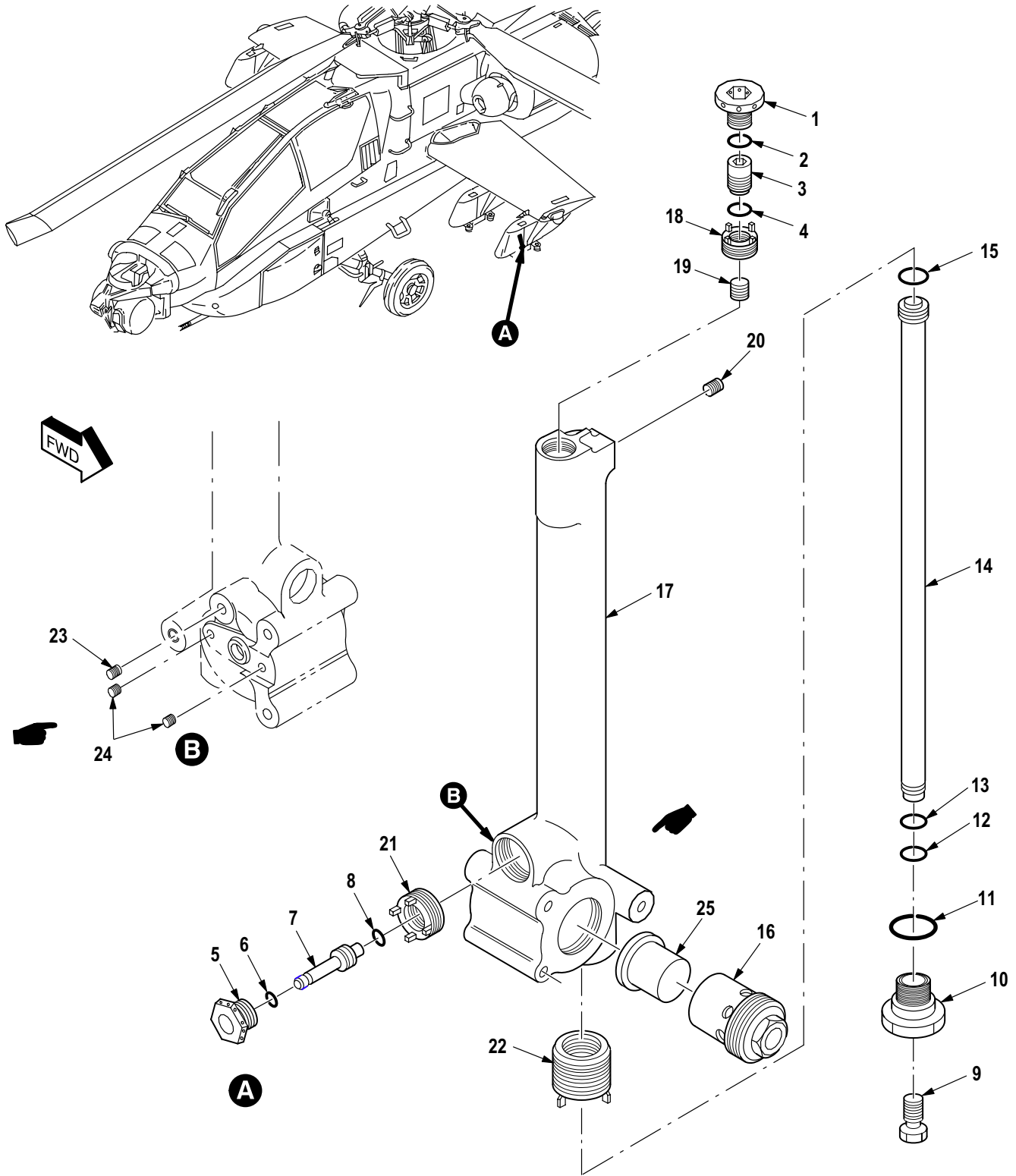


Figure 700. Group 16 Rack, Bomb Ejector, Aircraft (Part 2)
7-318000150-1 1

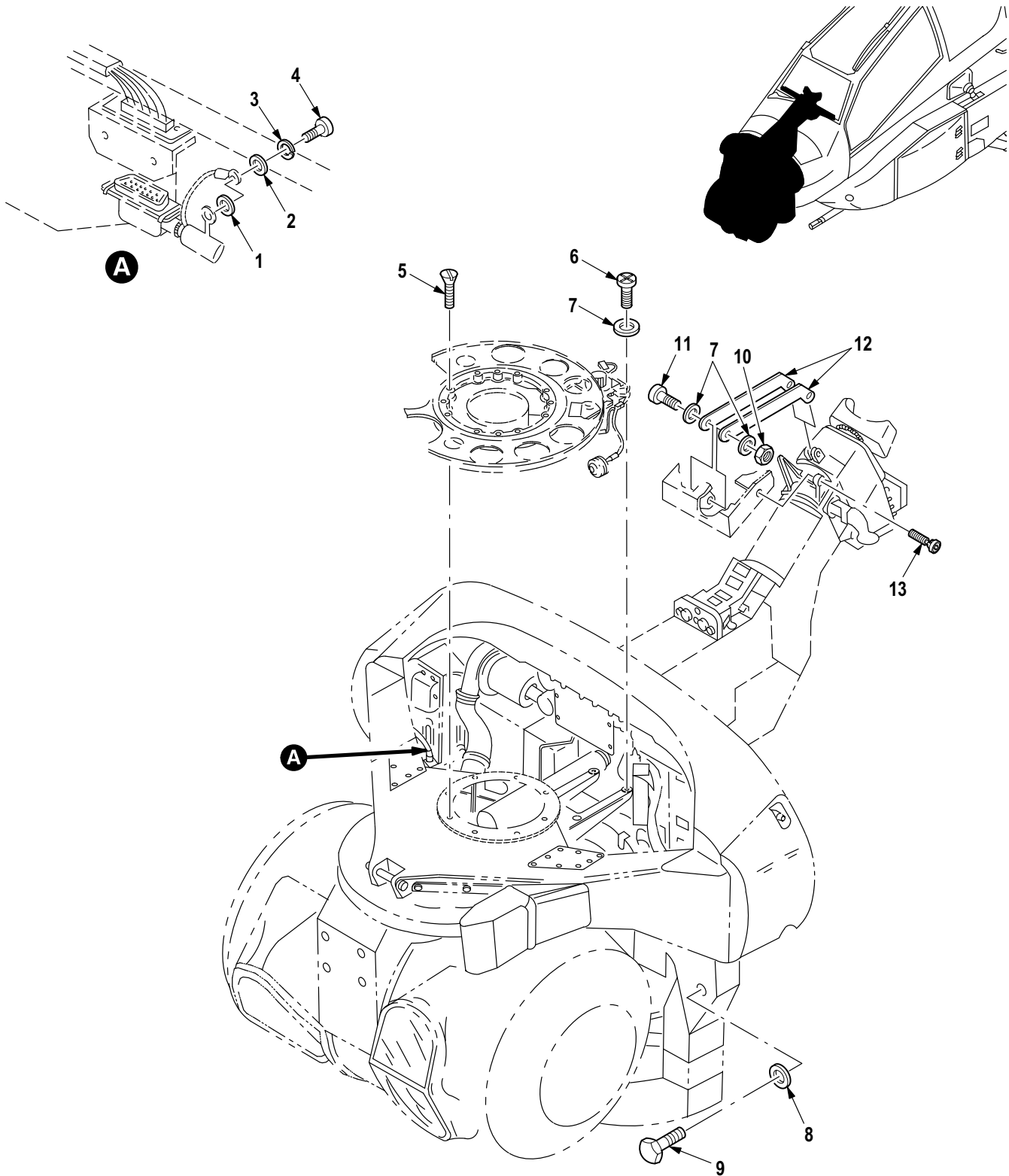
(1) ITEM NO.	(2) SMR CODE	(3) CAGE	(4) PART NUMBER	(5) DESCRIPTION AND USABLE ON CODE (UOC)	(6) QTY
				Group 16 Mission Equipment Fig. 700 Rack, Bomb Ejector, Aircraft (Part 2) 7-318000150-1 1 See Fig. 698 for NHA	
1	PAFZZ	96906	MS39086-35	• Pin, Spring	2
2	PAFZZ	02731	7-318000175	• Pin, Straight, Headle	2
3	PAFZZ	02731	7-318000172	• Hook, Suspension Rac	2
4	PAFZZ	02731	7-318000181	• Pin, Straight, Headle	2
5	PAFZZ	80205	MS24665-132	• Pin, Cotter	4
6	XDFZZ	88044	AN960KD10LL	• Washer, Flat	5
7	PAFZZ	96906	MS20392-2C15	• Pin, Straight, Headed	2
8	PAFZZ	8V613	7-318000180	• Spacer, Sleeve	2
9	PAFZZ	02731	HS4953-038-175S	• Spring, Helical, Comp	2
10	PAFZZ	02731	HS4953-059-20S	• Spring, Helical, Comp	2
11	PAFZZ	02731	7-318000179	• Pin, Straight, Headed	2
12	PAFZZ	96906	MS39086-254	• Pin, Spring	1
13	PAFZZ	02731	7-318000176	• Pin, Hollow	1
14	PAFZZ	02731	7-318000173	• Bell Crank	1
15	XDFZZ	96906	MS39086-136	• Pin, Spring	1
16	PAFZZ	02731	7-318000199	• Pin, Bellcrank	1
17	PAFZZ	02731	7-318000174	• Bell Crank	1
18	PAFZZ	02731	7-318000177	• Bumper, Hook, Pylon	2
19	PAFZZ	80205	MS24665-69	• Pin, Cotter	4
20	PAFZZ	02731	7-318000236	• Washer, Flat	4
21	PAFZZ	02731	7-318000200	• Pin, Straight, Headle	2
22	PAFZZ	02731	7-318000235	• Bearing, Sleeve	2
23	PAFZZ	80205	MS21042-3	• Nut, Self-Locking, Ex	1
24	PAFZZ	88044	AN960XC10LL	• Washer, Flat	1
25	PAFZZ	02731	7-318000182	• Bolt, Eye	1
26	PAOZZ	02731	HS5079-2746	• Shim	V
27	PAFFF	02731	7-318000151-7	• Bracket, Mounting (MATCHED SET)	1
28	PAFZZ	96906	MS16555-648	• Pin, Straight, Headle	2
29	PAFZZ	81349	M45932/1-17L	• Insert, Screw Thread	2
30	PAFZZ	80205	NAS538B7-66	• Bushing, Sleeve	2
31	PAFZZ	80205	NAS538B11-66	• Bushing, Sleeve	2
32	PAFZZ	80205	NAS538B7-87	• Bushing, Sleeve	4
END OF FIGURE					



M09-598C

Figure 701. Group 16 Ejector Assembly, Rack Pylon
7-318000159

(1) ITEM NO.	(2) SMR CODE	(3) CAGE	(4) PART NUMBER	(5) DESCRIPTION AND USABLE ON CODE (UOC)	(6) QTY
				Group 16 Mission Equipment Fig. 701 Ejector Assembly, Rack Pylon 7-318000159 See Fig. 699 for NHA	
1	PAOZZ	02731	7-318000166	• Plug, Machine Thread	1
2	PAOZZ	81349	M83248-2-908	• O-Ring	1
3	PAOZZ	02731	7-318000165	• Restrictor, Fluid Fl	1
4	PAOZZ	81349	M83248/1-902	• O-Ring	1
5	PAOZZ	02731	7-318000164	• Retainer, Plunger Ej	1
6	PAOZZ	02731	7-318000208	• Ring, Detent, Plunger	1
7	PAOZZ	02731	7-318000163	• Plunger, Ejector Rac	1
8	PAOZZ	81349	M83248/2-012	• O-Ring	1
9	PAOZZ	02731	HS4570-5-6	• Bolt, Self-Locking	1
10	PAOZZ	02731	7-318000168	• Retainer, Piston Eje	1
11	PAOZZ	81349	M83248/2-017	• O-Ring	1
12	PAOZZ	02731	7-318000170	• Ring, Piston	1
13	PAOZZ	81349	M83248/2-1 12	• O-Ring	1
14	PAOZZ	02731	7-318000167	• Piston, Ejector, Rack	1
15	PAOZZ	81349	M83248/2-014	• O-Ring	1
16	PAOZZ	02731	7-318000171	• Housing, Cartridge	1
17	XAOOO	02731	7-31800021 1	• Ejector Sub Assy	1
18	PAOZZ	02731	7-318000162	•• Insert, Screw Thread	1
19	PAOZZ	96906	MS51831-104L	•• Insert, Screw Thread	1
20	PAOZZ	02731	HS5324-5	•• Plug, Machine Thread	1
21	PAOZZ	02731	7-318000206	•• Insert, Retainer, Plu	1
22	PAOZZ	02731	7-318000207	•• Insert, Retainer-Pis	1
23	PAOZZ	96906	MS51830-201L	•• Insert, Screw Thread	1
24	PAOZZ	96906	MS51830-103	•• Insert, Screw Thread	2
25	PAOZZ	53711	5184850	• Cartridge, Impulse	1
END OF FIGURE					



M09-1129C

Figure 702. Group 16 Hardware Installation, Target Acquisition Designation Sight and Pilot Night Vision Sensor Assemblies

(1) ITEM NO.	(2) SMR CODE	(3) CAGE	(4) PART NUMBER	(5) DESCRIPTION AND USABLE ON CODE (UOC)	(6) QTY
				Group 16 Mission Equipment Fig. 702 Hardware Installation, Target Acquisition Designation Sight and Pilot Night Vision Sensor Assemblies	
1	PAOZZ	88044	AN960JD8	• Washer, Flat	1
2	PAOZZ	88044	AN960-8	• Washer, Flat	1
3	PAOZZ	96906	MS35338-137	• Washer, Lock	1
4	PAOZZ	96906	MS35206-241	• Screw, Machine	1
5	PAOZZ	80205	NAS1219-3-16	• Screw, Machine	8
6	XDOZZ	80205	NAS1578A3H3	• Screw, Close Toleran	3
7	PAOZZ	88044	AN960JD10	• Washer, Flat	3
8	PAOZZ	96906	MS20002C5	• Washer, Recessed	4
9	PAOZA	96906	MS21250-05012	• Bolt, Shear	4
10	PAOZZ	80205	MS21042-3	• Nut, Self-Locking, Ex	1
11	PAOZZ	80205	NAS623-3-6	• Screw, Machine	1
12	XDOZZ	02731	7-319300002	• Strap, Ort Coupling	2
13	PAOZZ	02731	HS5264-5002	• Glide, Furniture	2
END OF FIGURE					

(1) ITEM NO.	(2) SMR CODE	(3) CAGE	(4) PART NUMBER	(5) DESCRIPTION AND USABLE ON CODE (UOC)	(6) QTY
				Group 16 Mission Equipment Fig. 703 Countermeasure Installation (Part 1) 7-31 1113421	
1	PAOZZ	80205	NAS6604H3	• Bolt, Shear	4
2	PAOZZ	88044	AN960KD416L	• Washer, Flat	4
3	PAOZZ	80205	NAS623-3-3	• Screw, Machine	14
4	PAOZZ	88044	AN960JD10L	• Washer, Flat	18
5	PBOOO	02731	7-367510020	• Support, Chaff Dispe	1
6	PAOZA	81349	M83723/61-212R	• • Dummy Connector, Rec	1
7	XDOZZ	02731	7-367510020-5	• • Clip	1
8	PAOZZ	96906	MS21075L4E	• • Nut, Self-Locking, PI	12
9	PAOZZ	80205	NAS1303-62	• Bolt, Shear	4
10	PAOZZ	80205	NAS1149F0363P	• Washer, Flat	4
11	PAOZZ	02731	7-262120029	• Cover, Access	1
12	PBOOO	02731	7-31 1113422	• Cover, Access	1
13	PAOZZ	96906	MS51957-15	• • Screw, Machine	4
14	PAOZZ	96906	MS15795-803	• • Washer, Flat	8
15	PAOZZ	80205	MS21044C04	• • Nut, Self-Locking, He	4
16	PAOZZ	81349	M38999/10-10B	• • Dummy Connector, Rec	1
17	PBOOO	02731	7-31 1113423	• Hardware Kit, Mechan	1
18	PAOZZ	96906	MS21076L3N	• • Nut, Self-Locking, PI	4
19	PBOZZ	02731	7-31 1113426	• Bag, Textile	1
20	XDOZZ	02731	7-31 1113427	• Strip, Artificial Lea	3
END OF FIGURE					

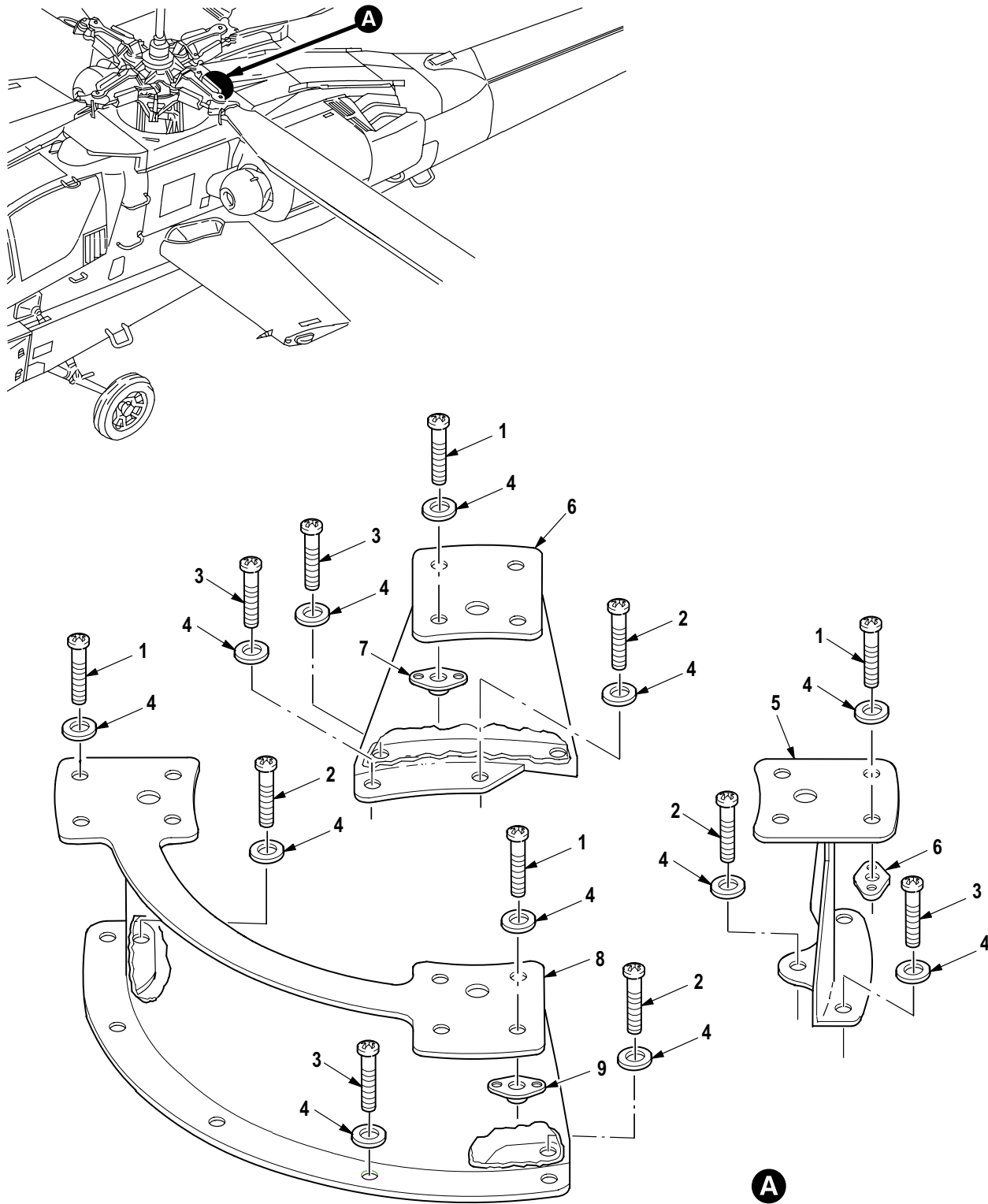
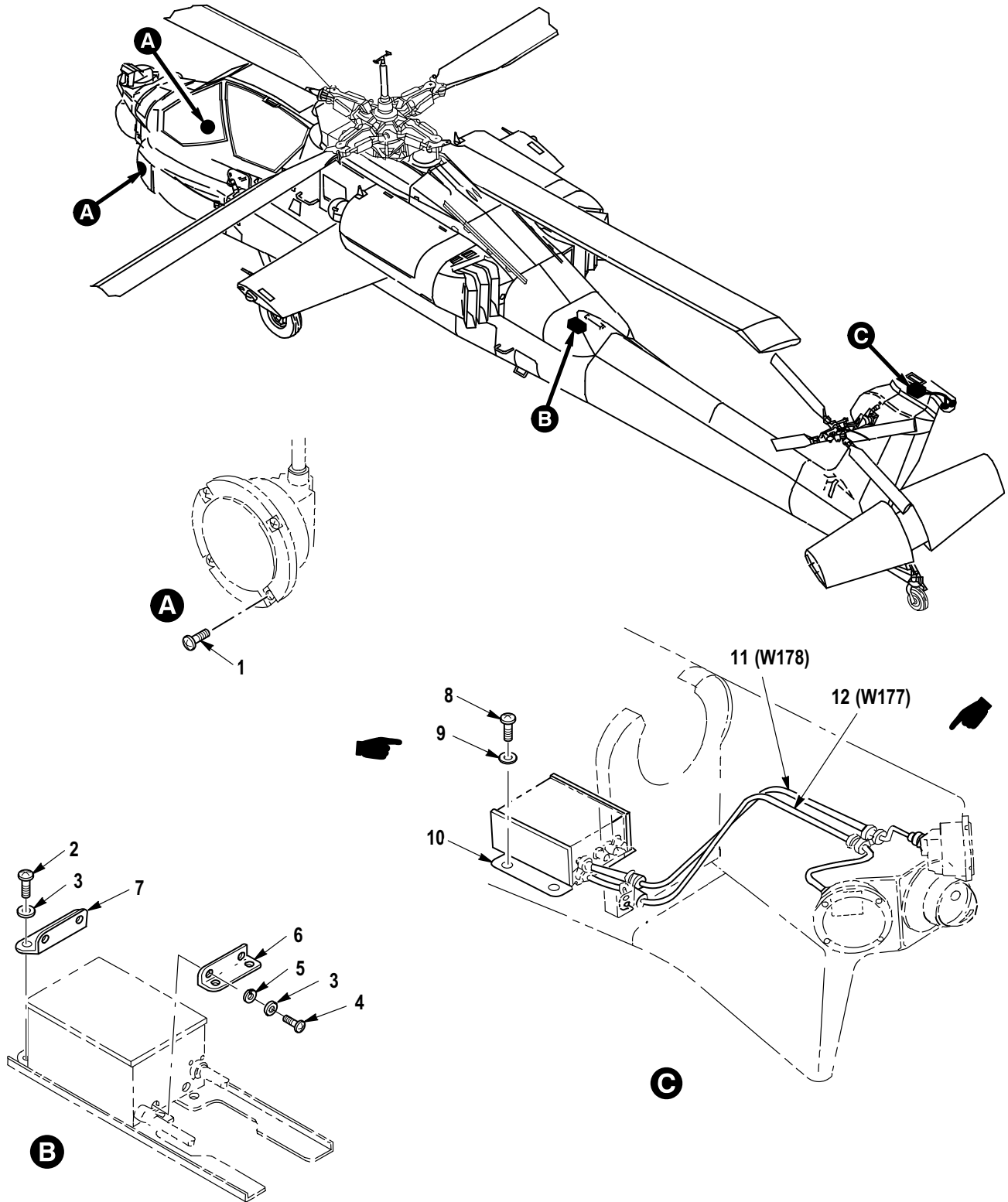


Figure 704. Group 16 Countermeasure Installation (Part 2)
7-31 1113421

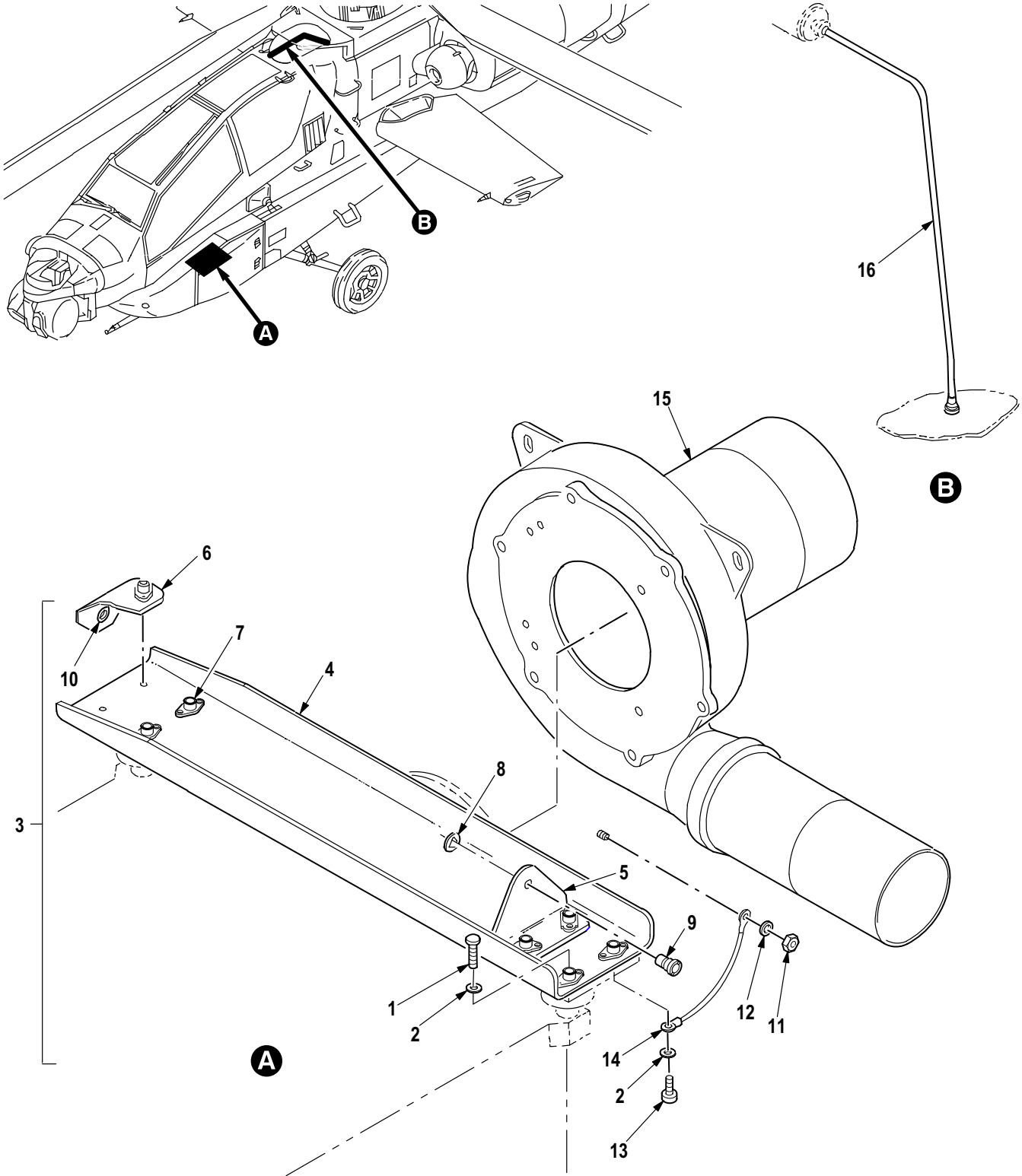
(1) ITEM NO.	(2) SMR CODE	(3) CAGE	(4) PART NUMBER	(5) DESCRIPTION AND USABLE ON CODE (UOC)	(6) QTY
				Group 16 Mission Equipment Fig. 704 Countermeasure Installation (Part 2) 7-31 1113421	
1	PAOZZ	80205	NAS623-3-5	▪ Screw, Machine	16
2	PAOZZ	80205	NAS623-3-3	▪ Screw, Machine	40
3	PAOZZ	80205	NAS623-3-4	▪ Screw, Machine	10
4	PAOZZ	59875	TX90790-34	▪ Washer, Flat	30
5	PBOOO	02731	7-267540001-5	▪ Support Assembly Co	1
6	PBOOO	02731	7-267540001-7	▪ Support Assembly Co	1
7	PAOZZ	80205	MS21075L3E	•• Nut, Self-Locking, PI	4
8	PBOOO	02731	7-267540001-3	▪ Support Assembly Co	1
9	PAOZZ	96906	MS21075-L3	•• Nut, Self-Locking, PI	8
END OF FIGURE					



M09-1155C

Figure 705. Group 16 Countermeasure Installation (Part 3)
7-31 1113421

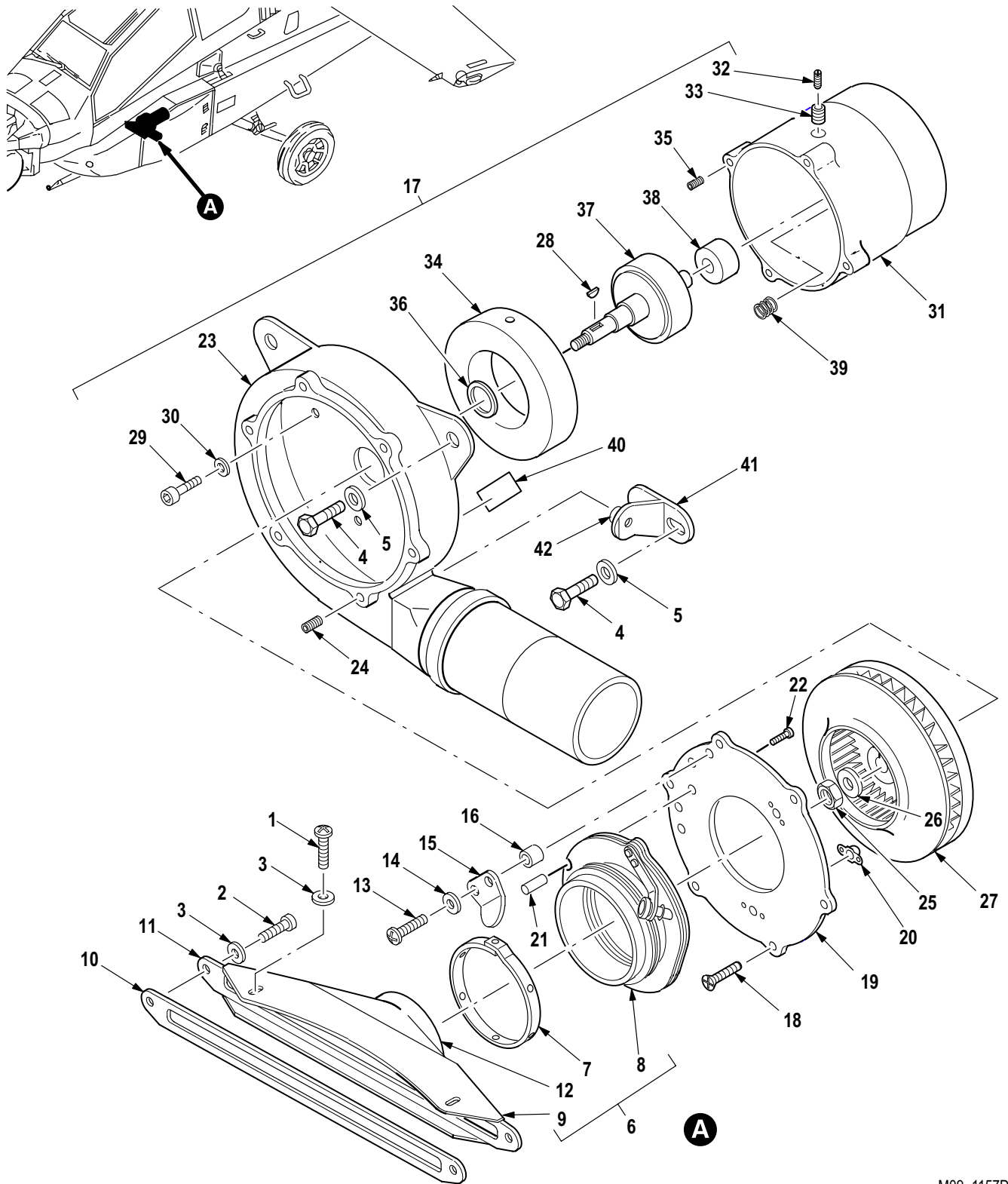
(1) ITEM NO.	(2) SMR CODE	(3) CAGE	(4) PART NUMBER	(5) DESCRIPTION AND USABLE ON CODE (UOC)	(6) QTY
				Group 16 Mission Equipment Fig. 705 Countermeasure Installation (Part 3) 7-31 1113421	
1	PAOZZ	96906	MS24693C28	▪ Screw, Machine	8
2	PAOZZ	80205	NAS1403-2	▪ Screw, Machine	4
3	PAOZZ	88044	AN960JD10L	▪ Washer, Flat	18
4	PAOZZ	80205	NAS623-3-1	▪ Screw, Machine	10
5	PAOZZ	96906	MS35338-43	▪ Washer, Lock	7
6	PAOZZ	02731	7-214200014-3	▪ Bracket, Angle	1
7	PAOZZ	02731	7-214200014-5	▪ Bracket, Angle	1
8	PAOZZ	80205	NAS1096-3-7	▪ Screw, Machine	4
9	PAOZZ	80205	NAS1149D0332J	▪ Washer, FLat	4
10	XDOZZ	02731	7-367530001	▪ Bracket, Installatio	1
11	PAOZZ	68999	AE11776-3	▪ Cable Assembly, Radi	1
12	PAOZZ	68999	AE11776-4	▪ Cable Assembly, Radi	1
END OF FIGURE					



M09-1156D

Figure 706. Group 16 Countermeasure Installation (Part 4)
7-31 1113421

(1) ITEM NO.	(2) SMR CODE	(3) CAGE	(4) PART NUMBER	(5) DESCRIPTION AND USABLE ON CODE (UOC)	(6) QTY
				Group 16 Mission Equipment Fig. 706 Countermeasure Installation (Part 4) 7-31 1113421	
1	PAOZZ	80205	NAS1402-5	▪ Screw, Machine	15
2	PAOZZ	88044	AN960JD8	▪ Washer, Flat	16
3	PBOOO	02731	7-367520004	▪ Channel Assembly, Re	2
4	XDOZZ	02731	7-367520004-3	▪ Channel	1
5	XDOZZ	02731	7-367520004-7	▪ Angle	1
6	XDOZZ	02731	7-367520004-9	▪ Angle	1
7	PAOZZ	02731	HS4482-82-2	▪ Nut, Self-Locking, PI	8
8	PAOZZ	02731	HS4497-7	▪ Push On Nut	1
9	PAOZZ	02731	HS5294-1 100	▪ Stud, Turnlock Faste	1
10	PAOZZ	02731	HS606S4-5	▪ Bushing, Sleeve	1
11	PAOZZ	80205	MS21042L3	▪ Nut, Self-Locking, Ex	1
12	PAOZZ	88044	AN960JD10	▪ Washer, Flat	1
13	PAOZZ	80205	NAS1402-6	▪ Screw, Machine	1
14	PAOZZ	81349	M83413/8-8-D06BB	▪ Lead, Electrical	1
15	XCOFF	02731	7-267521000	▪ Cooling System Inst (See Fig. 707 for Breakdown)	1
16	PAOZZ	02731	7-367520002-003	▪ Cable Assembly, Spec	1
END OF FIGURE					

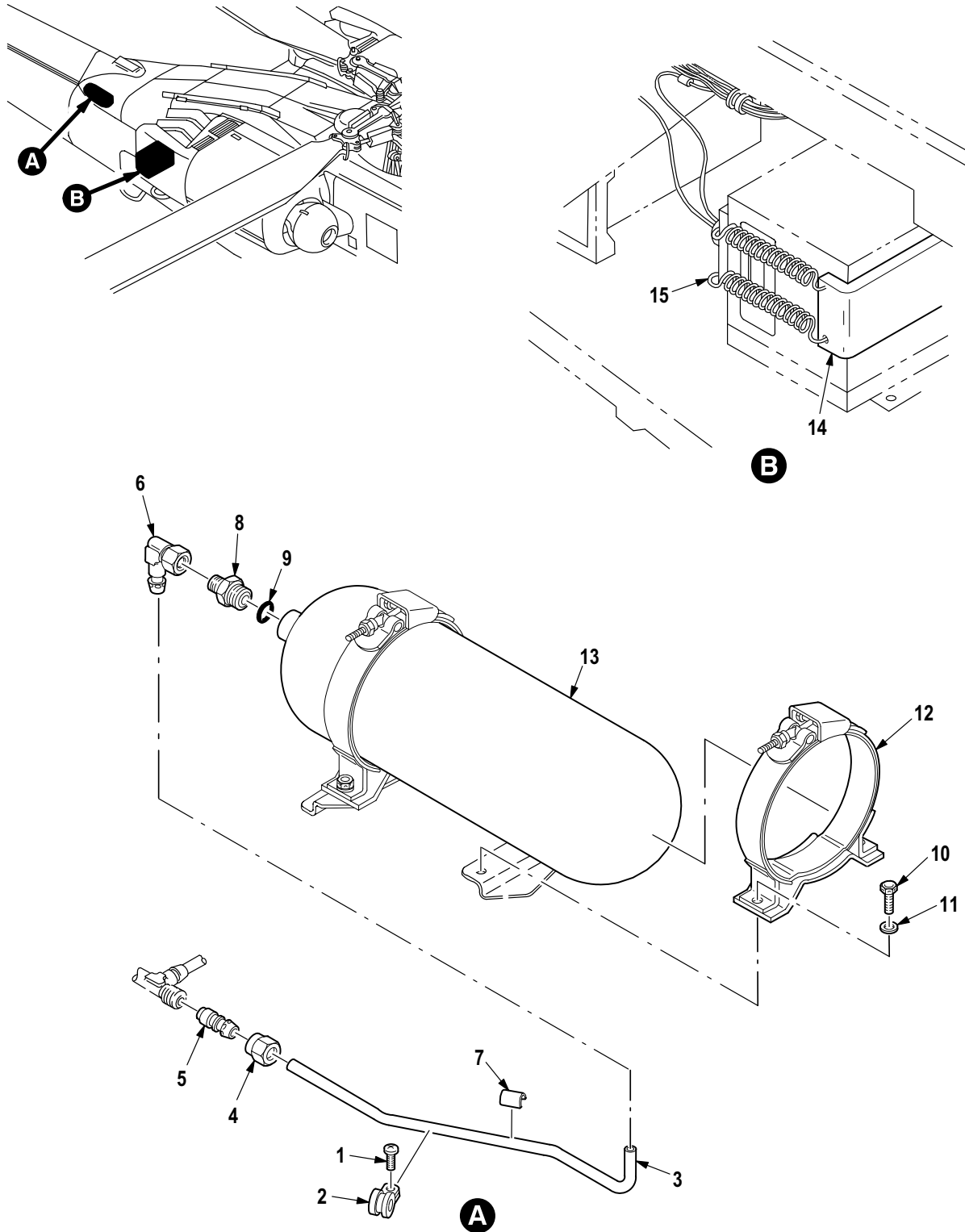


M09-1157D

Figure 707. Group 16 Cooling System Installation, Radar Jammer
7-267521000

(1) ITEM NO.	(2) SMR CODE	(3) CAGE	(4) PART NUMBER	(5) DESCRIPTION AND USABLE ON CODE (UOC)	(6) QTY
				Group 16 Mission Equipment Fig. 707 Cooling System Installation, Radar Jammer 7-267521000 See Fig. 706 for NHA	
1	PAOZZ	80205	NAS601-7P	• Screw, Machine	2
2	PAOZZ	80205	NAS601-8P	• Screw, Machine	2
3	PAOZZ	88044	AN960JD6L	• Washer, Flat	4
4	PAOZZ	80205	NAS1304-5	• Bolt, Machine	5
5	PAOZZ	88044	AN960JD416	• Washer, Flat	5
6	PBOOZ	02731	7-267521005-5	• Duct Assembly, Air C	1
7	PAOZZ	88907	B54-33683	•• Clamp, Hose	1
8	PAOZZ	02731	7-267521006	•• Bellows, Pressure	1
9	PBOOO	02731	7-267521007-13	•• Duct Assembly, Air C	1
10	MOOZZ	02731	7-267521007-23	••• Seal	1
11	MOOZZ	02731	7-267521007-19	••• Shim, Duct Assy	2
12	MOOZZ	02731	7-267521007-21	••• Seal	1
13	PAOZZ	96906	MS35206-246	• Screw, Machine	4
14	PAOZZ	88044	AN960JD8	• Washer, Flat	4
15	XDOZZ	02731	7-267521004	• Clip, Retention	2
16	PAOZZ	02731	HS12D07-120-014	• Spacer, Sleeve	4
17	PAOFF	02731	7-267521001	• Fan, Centrifugal (Usbl Eff 82-23355 thru 88-0199)	1
17	PAOFF	02731	7-267521001-3	• Fan, Centrifugal (Usbl Eff 88-0200 and Subs)	1
18	XDFZA	80205	NAS514P832-4P	•• Screw, Machine	6
19	PAFFF	58163	40607-1	•• Plate, Entrance Cove	1
20	PAFZZ	02731	HS4427-1	••• Receptacle, Turnlock	2
21	XDFZZ	58163	40613-1	••• Pin, Straight, Thread	1
22	PAFZZ	96906	MS21091-04002	•• Screw, Cap, Socket He	1
23	XDFFF	58163	40605-1	•• Housing, Assy (Usbl Eff 82-23355 thru 88-0199)	1
23	XDFFF	58163	40605-3	•• Housing Assy (Usbl Eff 88-0200 and Subs)	1
24	PAFZZ	96906	MS21209C0810	••• Insert, Screw Thread	6
25	PAFZZ	96906	MS21083N6	•• Nut, Self-Locking, He	1
26	PAFZZ	88044	AN960-616	•• Washer, Flat	1
27	PAFZZ	58163	40594-1	•• Impeller, Fan, Axial	1
28	PAFZZ	96906	MS35756-6	•• Key, Woodruff	1
29	PAFZZ	80205	NAS1352-08-12P	•• Screw, Cap, Socket He	4
30	PAFZZ	80205	NAS620-8	•• Washer, Flat	4
31	PAFFF	58163	40593-1	•• Housing Assy	1
32	PAFZZ	88044	AN565CC4H4	••• Setscrew	1
33	PAFZZ	96906	MS21209C0415	••• Insert, Screw Thread	1
34	XAFZZ	58163	40603-1	••• Stator, Assy	1
35	PAFZZ	96906	MS21209C0820	••• Insert, Screw Thread	4
36	PAFZZ	96906	MS16625-41 12	•• Ring, Retaining	1
37	PAFZZ	58163	40597-1	•• Rotor, Shaft Assembl	1
38	PAFZZ	70854	101FFTX1K6G33	•• Bearing, Ball, Annula	2
39	PAFZZ	05341	BS101	•• Washer, Spring Tensi	4
40	XDFZZ	58163	40604-1	•• Nameplate (Usbl Eff 82-23355 thru 88-0199)	1
40	XDFZZ	58163	42617-1	•• Nameplate (Usbl Eff 88-0200 and Subs)	1
41	PBOOO	02731	7-267521002	• Support, Cooling Fan	1
42	PAOZZ	96906	MS21075-4	•• Nut, Self-Locking, Pl	1

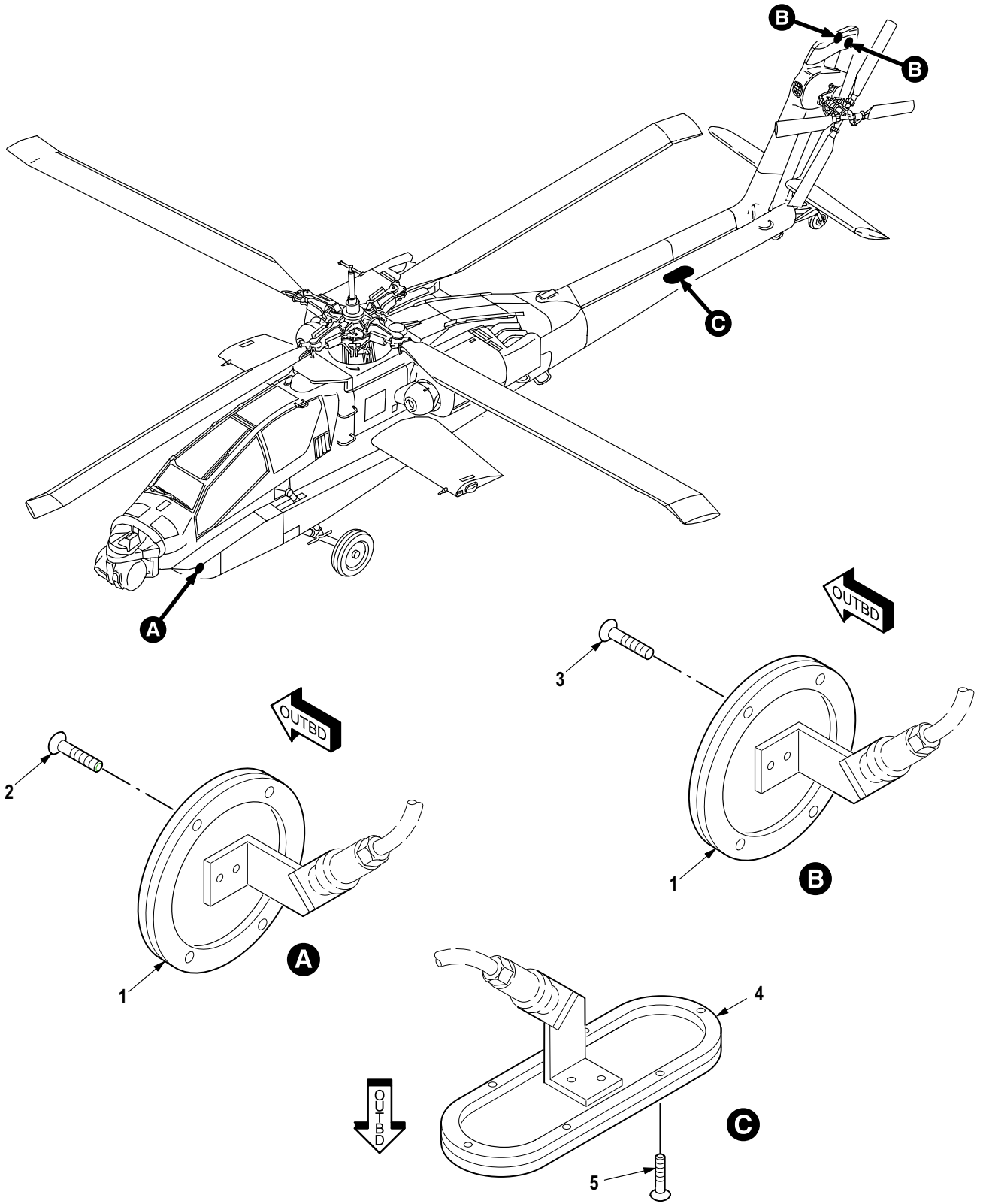
END OF FIGURE



M09-1168A

Figure 708. Group 16 Kit, Winterization System Installation
7-367200000

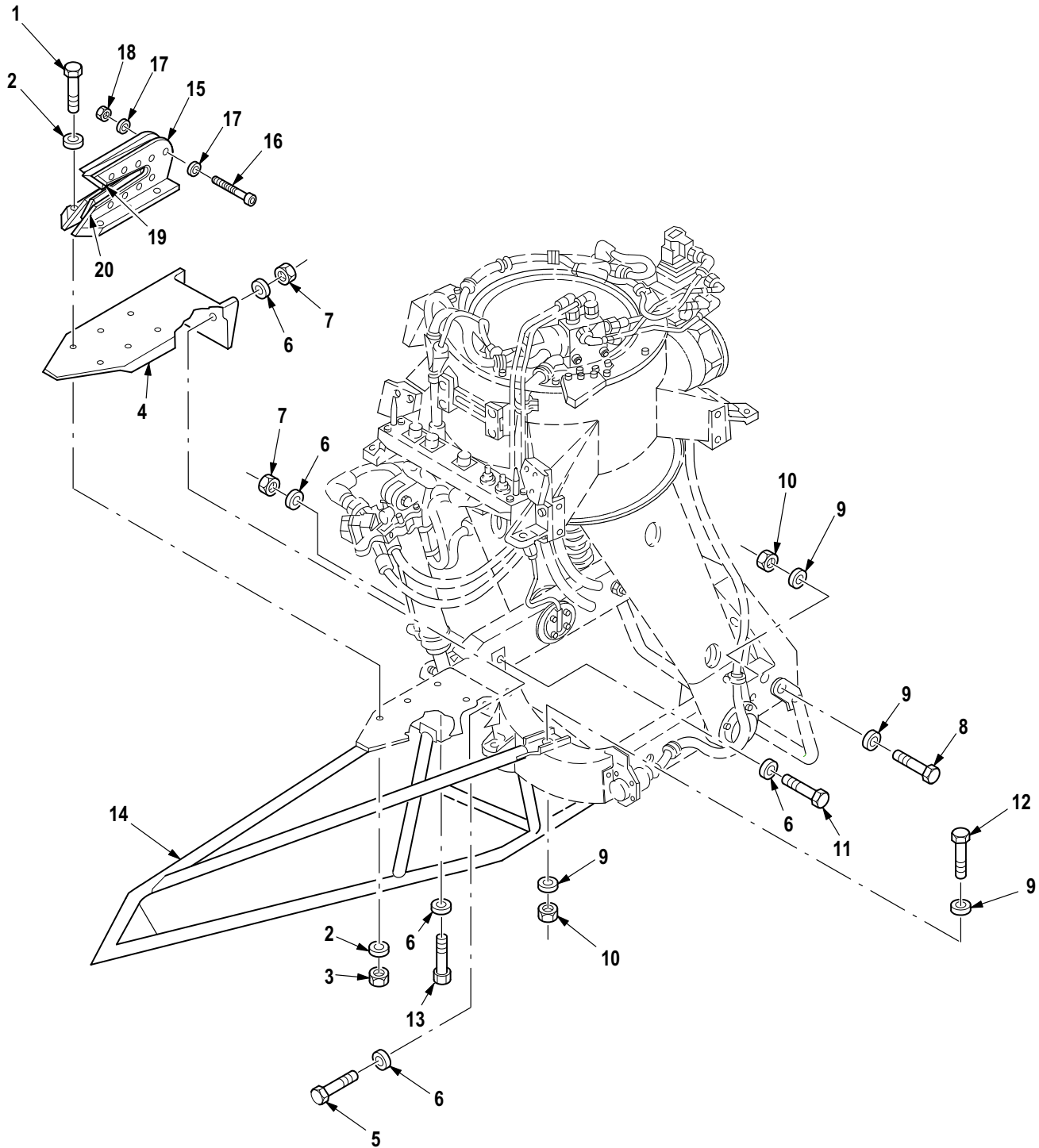
(1) ITEM NO.	(2) SMR CODE	(3) CAGE	(4) PART NUMBER	(5) DESCRIPTION AND USABLE ON CODE (UOC)	(6) QTY
				Group 16 Mission Equipment Fig. 708 Kit, Winterization System Installation 7-367200000	
1	PAOZZ	80205	NAS1801-3-6	▪ Screw, Machine	1
2	PAOZZ	02731	HS4501D04NB	▪ Clamp, Loop	1
3	XDOOO	02731	7-367200001	▪ Tube Assy, Metal	1
4	PAOZZ	02731	HS4515-4	▪ Nut, Plain, Hexagon	1
5	PAOZZ	02731	HS4516-4	▪ Sleeve, Clinch, Tube	1
6	PAOZZ	14798	D10021A-4	▪ Elbow, Tube	1
7	XDOZZ	02731	HS4367-2	▪ Plate, Identificatio	1
8	PAOZZ	96906	MS21916J5-4	▪ Reducer, Boss	1
9	PAOZZ	81349	M83248/1-905	▪ O-Ring	1
10	PAOZZ	80205	NAS6604H-1	▪ Bolt, Shear	4
11	PAOZZ	80205	AN960PD416L	▪ Washer, Flat	4
12	PAOZZ	02731	HS5310-0001	▪ Clamp, Loop	2
13	PAOZZ	02731	7-31 1810015	▪ Accumulator, Pneumat	1
14	XDOOO	02731	7-367220000-3	▪ Blanket, Heater-Batt	1
15	PAOZZ	1T113	60-0640-006	▪ Spring, Helical, Exte	2
END OF FIGURE					



M09-1158D

Figure 709. Group 16 Covers, Antenna Blade

(1) ITEM NO.	(2) SMR CODE	(3) CAGE	(4) PART NUMBER	(5) DESCRIPTION AND USABLE ON CODE (UOC)	(6) QTY
				Group 16 Mission Equipment Fig. 709 Covers, Antenna Blade	
1	PBOZZ	02731	7-314200001	• Cover, Access	1
2	PAOZZ	96906	MS24693C25	• Screw, Machine	4
3	PAOZZ	96906	MS24693C28	• Screw, Machine	8
4	PBOZZ	02731	7-314200009	• Cover, Access	1
5	PAOZZ	96906	MS24693B28	• Screw, Machine	6
END OF FIGURE					



M09-1203

Figure 710. Group 16 Wire Strike Protection Installation, Gun Deflector
7-217220000-61 1

(1) ITEM NO.	(2) SMR CODE	(3) CAGE	(4) PART NUMBER	(5) DESCRIPTION AND USABLE ON CODE (UOC)	(6) QTY
				Group 16 Mission Equipment Fig. 710 Wire Strike Protection Installation, Gun Deflector 7-217220000-61 1	
1	PAOZZ	80205	NAS1303-8H	• Bolt, Shear	6
2	PAOZZ	80205	NAS1149F0363P	• Washer, Flat	6
3	PAOZZ	80205	MS21042-3	• Nut, Self-Locking, Ex	6
4	PAOZZ	35951	443-83103-1	• Bracket, Mounting	1
5	PAOZZ	80205	NAS6606-42	• Bolt, Shear	2
6	PAOZZ	88044	AN960-616	• Washer, Flat	7
7	PAOZZ	96906	MS21042-6	• Nut, Self-Locking, Ex	3
8	PAOZZ	80205	NAS6604-22	• Bolt, Shear	2
9	PAOZZ	88044	AN960-416	• Washer, Flat	8
10	PAOZZ	80205	MS21042-4	• Nut, Self-Locking, Ex	3
11	PAOZZ	80205	NAS1306-23H	• Bolt, Shear	1
12	XDOZZ	80205	NAS1304-52	• Bolt, Shear	1
13	PAOZZ	80205	NAS6606-2	• Bolt, Shear	1
14	PAOZZ	35951	443-831 10-1	• Deflector, Cable	1
15	PAOOO	35951	443-83095-1	• Cutter, Cable, Aircra	1
16	PAOZZ	35951	990-00026-3	•• Screw, Cap, Socket He	8
17	PAOZZ	80205	NAS620-8	•• Washer, Flat	16
18	PAOZZ	96906	MS21042L08	•• Nut, Self-Locking, Ex	8
19	PAOZZ	35951	366-83007-1	•• Blade, Cutter Assy	1
20	PAOZZ	35951	366-83007-3	•• Blade, Cutter Assy	1
END OF FIGURE					

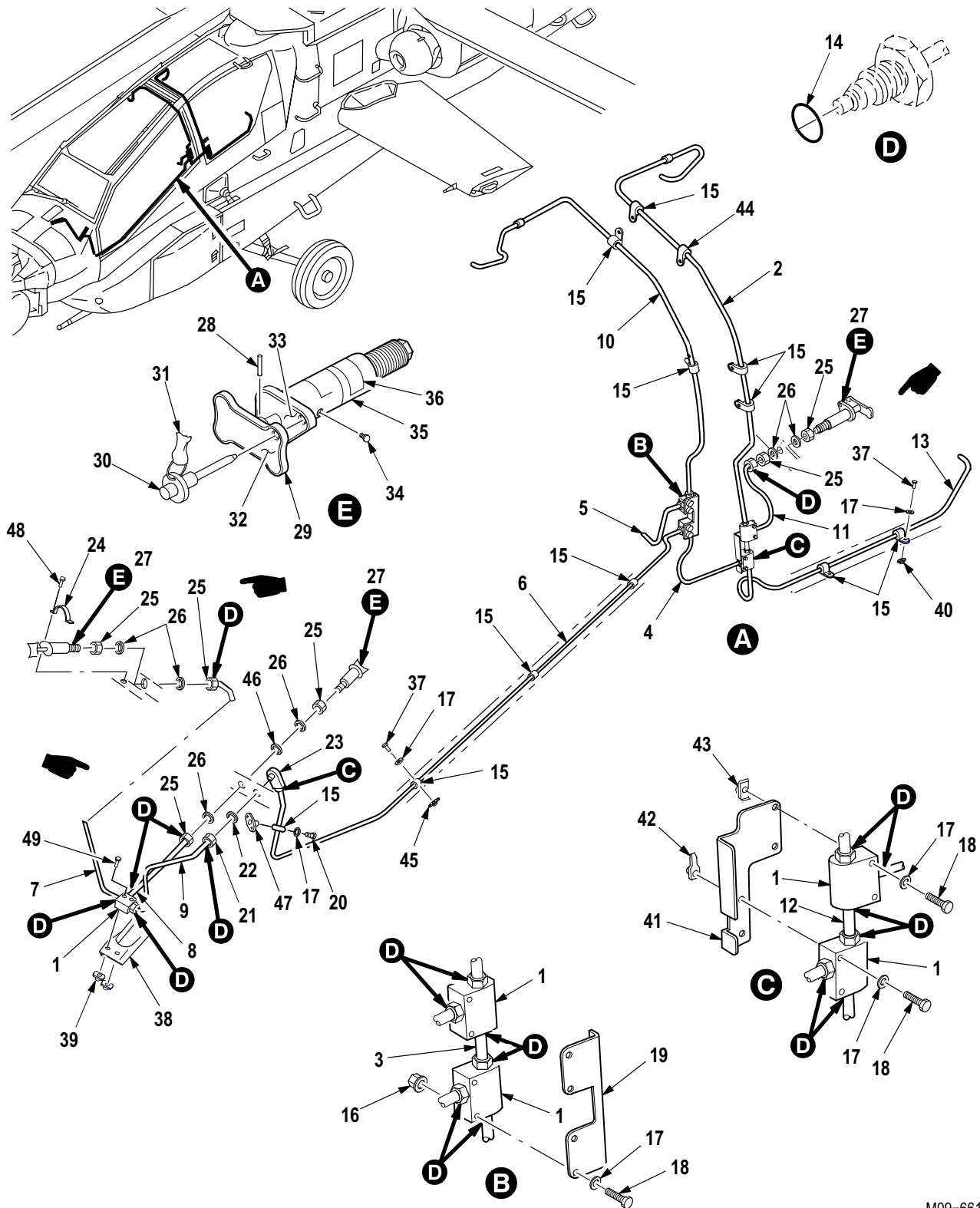
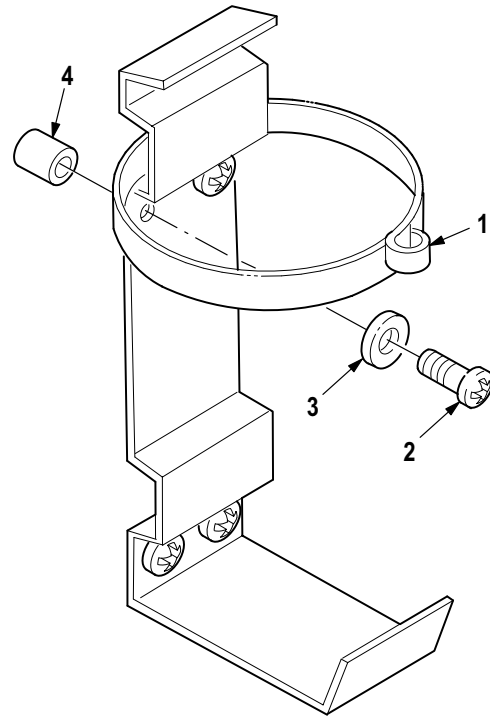
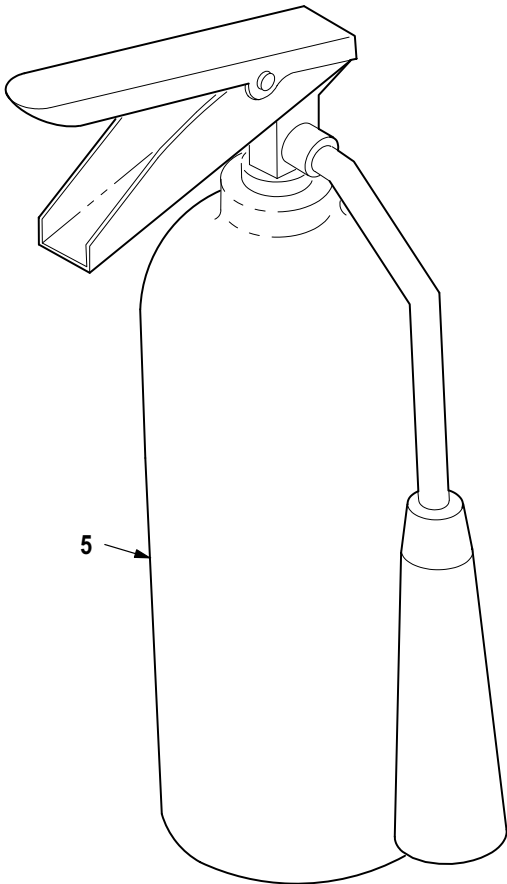
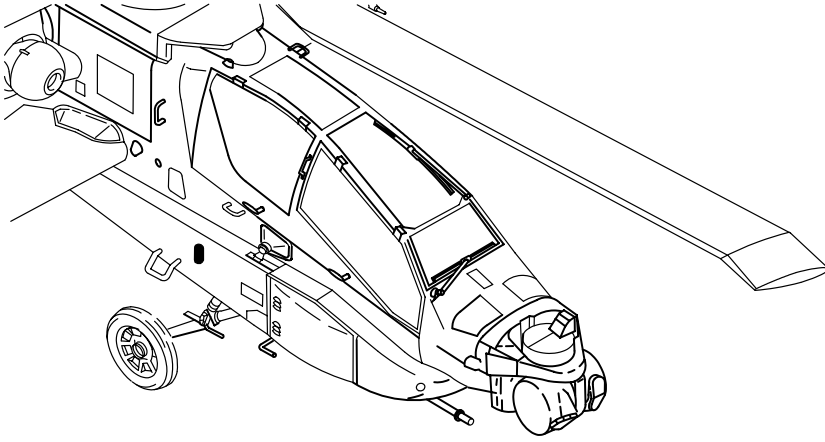


Figure 711. Group 17 Canopy Severance Device Installation
7-311112058

(1) ITEM NO.	(2) SMR CODE	(3) CAGE	(4) PART NUMBER	(5) DESCRIPTION AND USABLE ON CODE (UOC)	(6) QTY
				Group 17 Emergency Equipment Fig. 711 Canopy Severance Device Installation 7-31 1112058	
1	PBOZZ	02731	7-31 1112017-3	• Severance Device, Ca	5
2	PBOZZ	02731	7-31 1112017-49	• Cord Assembly, Deton	1
3	PBOZZ	02731	7-31 1112017-21	• Severance Device, Ca	1
4	PBOZZ	02731	7-31 1112017-19	• Severance Device, Ca	1
5	PBOZZ	02731	7-31 1112017-23	• Severance Device, Ca	1
6	PBOZZ	02731	7-31 1112017-27	• Severance Device, Ca	1
7	PBOZZ	02731	7-31 1112017-33	• Severance Device, Ca	1
8	PBOZZ	02731	7-31 1112017-29	• Severance Device, Ca	1
9	PBOZZ	02731	7-31 1112017-43	• Severance Device, Ca	1
10	PBOZZ	02731	7-31 1112017-47	• Cord Assembly, Deton	1
11	PBOZZ	02731	7-31 1112017-35	• Severance Device, Ca	1
12	PBOZZ	02731	7-31 1112017-15	• Severance Device, Ca	1
13	PBOZZ	02731	7-31 1112017-13	• Severance Device, Ca	1
14	PAOZZ	81349	M83248/2-903	•• O-Ring	2
15	PAOZZ	96906	MS21322-33	• Clamp, Loop	11
16	PAOZZ	80205	MS21042-3	• Nut, Self-Locking, Ex	4
17	PAOZZ	59875	TX90790-34	• Washer, Flat	12
18	PAOZZ	88044	AN3-1 1	• Bolt, Machine	8
19	XDOZZ	02731	7-31 1112058-17	• Clip	1
20	PAOZZ	80205	NAS623-3-5	• Screw, Machine	1
21	PAOZZ	96906	MS21083D10	• Nut, Self-Locking, He	1
22	PAOZZ	88044	AN960JD1016L	• Washer, Flat	1
23	PAOZZ	02731	7-31 1112017-45	• Elbow, Severance Dev	1
24	PAOZZ	02731	HS4181A16	• Strap, Retaining	1
25	PAOZZ	96906	MS9200-08	• Nut, Plain Hexagon	6
26	PAOZZ	88044	AN960PD1216L	• Washer, Flat	6
27	PBOOA	02731	7-31 1112017-51	• Initiator, Cartridge	3
28	XAOZZ	96906	MS16562-34	•• Pin, Spring	1
29	XDOZZ	17610	23199-2	•• Handle	1
30	PAOZZ	96906	MS17984C412	•• Pin, Quick Release	1
31	PAOZZ	80205	NAS1756-12	•• Streamer, Warning	1
32	XDOZZ	17610	23206-2	•• Label, Canopy Jtsn	1
33	XDOZZ	17610	23205-2	•• Label, Safe and Arm	1
34	XDOZZ	17610	23282-2	•• Spring Holder	1
35	XDOZZ	17610	23201-2	•• Cap, End	1
36	XDOZZ	17610	22866-2	•• Nameplate	1
37	XDOZZ	80205	NAS623-3-4	• Screw, Machine	5
38	XDOOO	02731	7-31 1112058-21	• Bracket Assy	1
39	PAOZZ	02731	HS4174-2	•• Nut, Self-Locking, Pl	2
40	PAOZZ	80205	MS21075L3E	• Nut, Self-Locking, Pl	4
41	XDOOO	02731	7-31 1112058-3	• Clip Assy	1
42	PAOZZ	96906	MS21062L3	•• Nut, Self-Locking, Pl	2
43	PAOZZ	80205	MS21075L3E	•• Nut, Self-Locking, Pl	2
44	PAOZZ	96906	MS21333-97	• Clamp, Loop	6
45	PAOZZ	96906	MS21061L3	• Nut, Self-Locking, Pl	1
46	PAOZZ	80205	NAS1523AA13H	• Packing With Retain	1
47	PAOZZ	96906	MS21074L3	• Nut, Self-Locking, Pl	1

(1) ITEM NO.	(2) SMR CODE	(3) CAGE	(4) PART NUMBER	(5) DESCRIPTION AND USABLE ON CODE (UOC)	(6) QTY
48	PAOZZ	80205	NAS623-3-3	• Screw, Machine	2
49	PAOZZ	80205	NAS623-3-14	• Screw, Machine	2
END OF FIGURE					



M09-909A

Figure 712. Group 17 Portable Fire Extinguisher Installation
7-211180002

(1) ITEM NO.	(2) SMR CODE	(3) CAGE	(4) PART NUMBER	(5) DESCRIPTION AND USABLE ON CODE (UOC)	(6) QTY
				Group 17 Emergency Equipment Fig. 712 Portable Fire Extinguisher Installation 7-21 1180002	
1	XDOZZ	02731	7-1 11150003	▪ Clip, Fire Extinguis	1
2	PAOZZ	80205	NAS1404-6	▪ Screw, Machine	4
3	PAOZZ	88044	AN960PD416L	▪ Washer, Flat	4
4	PAOZZ	80205	NAS43DD4-12FC	▪ Spacer, Sleeve	1
5	PAOZZ	06535	M-133-01	▪ Extinguisher, Fire	1
END OF FIGURE					

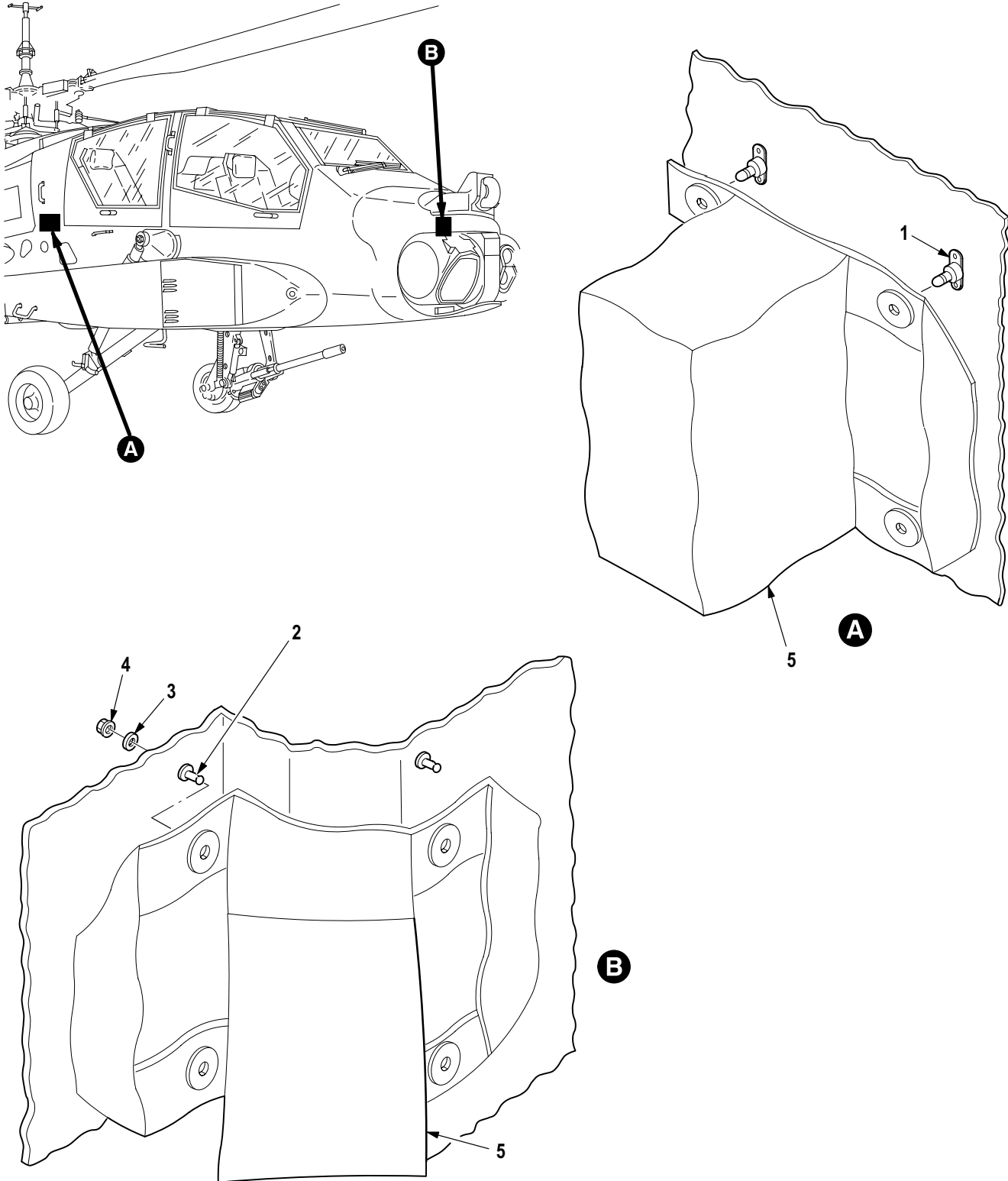


Figure 713. Group 17 First Aid Kit Installation (FWD and AFT Cockpits)
7-31 1180001

(1) ITEM NO.	(2) SMR CODE	(3) CAGE	(4) PART NUMBER	(5) DESCRIPTION AND USABLE ON CODE (UOC)	(6) QTY
				Group 17 Emergency Equipment Fig. 713 First Aid Kit Installation (FWD and AFT Cockpits) 7-31 1180001	
1	PAOZZ	80020	49955-22L	• Stud, Snap Fastener	4
2	PAOZZ	96906	MS27977-29B	• Stud, Snap Fasten	4
3	PAOZZ	88044	AN960JD8	• Washer, Flat	4
4	PAOZZ	96906	MS21042L08	• Nut, Self-Locking, Ex	4
5	PAOZZ	81996	RR102	• First Aid Kit, Ai	2
END OF FIGURE					

(1) ITEM NO.	(2) SMR CODE	(3) CAGE	(4) PART NUMBER	(5) DESCRIPTION AND USABLE ON CODE (UOC)	(6) QTY
				Group 60 Bulk Materials Fig. Bulk	
1	PAFZZ	81349	MILC7637TYPE1	• Asbestos Sheet, Wove 40 In. Wide, 0.062 Thk. Any Acceptable Length	V
2	PAOZZ	81348	QQA225-6	• Bar, Metal T4, 0.1875 Thk., 0.500 Wide	V
3	PAOZZ	02731	HS1089-3-6200	• Bar, Metal, Extru	V
4	PAOZZ	02731	HS1089-3A25600	• Bar, Metal, Extru	V
5	PAOZZ	02731	HS4863-1	• Cable, Electrical	V
6	PAOZZ	02731	HS5313A3001	• Cable, Power, Electri	V
7	PAOZZ	02731	HS5313A3002	• Cable, Power, Electri	V
8	PAOZZ	02731	HS5313A3003	• Cable, Power, Electri	V
9	PAOZZ	02731	HS5313A4001	• Cable, Power, Electri	V
10	PAOZZ	02731	HS5313A4002	• Cable, Power, Electri	V
11	PAOZZ	81349	M27500-14MW2U00	• Cable, Power, Electri	V
12	PAOZZ	81349	M27500-16W2U00	• Cable, Power, Electri	V
13	PAOZZ	81349	M27500-16MW4U00	• Cable, Power, Electri	V
14	PAOZZ	81349	M27500-18MW2U00	• Cable, Power, Electri	V
15	PAOZZ	84147	FHJ1-50	• Cable, Radio Frequen	1
16	PAOZZ	81349	M17/113-RG316	• Cable, Radio Frequen	V
17	PAOZZ	07145	RD-316	• Cable, Radio Frequen	V
18	PAOZZ	06090	MK-0015-69	• Cable, Segment, Assor Part of Kit P/N MK-0015-1	V
19	PAOZZ	06090	MK-0015-78	• Cable, Segment, Assor Part of Kit P/N MK-0015-1	V
20	PAOZZ	06090	MK-0015-79	• Cable, Shield, Assort Part of Kit P/N MK-0015-1	V
21	PAOZZ	81349	M27500-20MR2G11	• Cable, Special Purpo	V
22	PAOZZ	81349	M27500-20MW3U00	• Cable, Special Purpo	V
23	PAOZZ	81349	M27500-20MW4U00	• Cable, Special Purpo	V
24	PAFZZ	81349	M27500-20SB2U00	• Cable, Special Purpo	V
25	PAOZZ	81349	M27500-22MR1G11	• Cable, Special Purpo	V
26	PAOZZ	81349	M27500-22MR2G11	• Cable, Special Purpo	V
27	PAOZZ	81349	M27500-22MR3G11	• Cable, Special Purpo	V
28	PAOZZ	81349	M27500-22MW2U00	• Cable, Special Purpo	V
29	PAOZZ	81349	M27500-22MW3U00	• Cable, Special Purpo	V
30	PAOZZ	81349	M27500-22MW4U00	• Cable, Special Purpo	V
31	PAOZZ	81349	M27500-24MT1G11	• Cable, Special Purpo	V
32	PAOZZ	81349	M27500-24MT2G11	• Cable, Special Purpo	V
33	PAOZZ	81349	M27500-24MT3G11	• Cable, Special Purpo	V
34	PAOZZ	81349	M27500-24MT4G11	• Cable, Special Purpo	V
35	PAOZZ	81349	M27500-24NA2U00	• Cable, Special Purpo	V
36	PAOZZ	81349	M27500-24NA3U00	• Cable, Special Purpo	V
37	PAOZZ	81349	M27500-24NA4U000	• Cable, Special Purpo	V
38	PAOZZ	81349	M27500-24NA5U00	• Cable, Special Purpo	V
39	PAOZZ	86360	10595	• Cable, Special Purpo	V
40	PAOZZ	06090	TC4003	• Cap	V
41	PAOZZ	06090	MK-0015-38	• Chart, Content, Kit Part of Kit P/N MK-0015-1	1
42	PAOZZ	06090	CONVOLEX-1/2	• Conduit, Nonmetallic	V
43	PAOZZ	02731	HS5239-1110	• Connector, Plug, Elec	REF
44	PAOZZ	02731	HS5239-1120	• Connector, Plug, Elec	V
45	PAOZZ	02731	HS5239-1210	• Connector, Plug, Elec	REF
46	PAOZZ	02731	HS5239-1212	• Connector, Plug, Elec	REF
47	PAOZZ	02731	HS5239-1220	• Connector, Plug, Elec	V
48	PAOZZ	02731	HS5239-1222	• Connector, Plug, Elec	REF
49	PAOZZ	02731	HS5239-1223	• Connector, Plug, Elec	V

(1) ITEM NO.	(2) SMR CODE	(3) CAGE	(4) PART NUMBER	(5) DESCRIPTION AND USABLE ON CODE (UOC)	(6) QTY
50	PAOZZ	02731	HS5239-1321	• Connector, Plug, Elec	V
51	PAOZZ	02731	HS5239-1610	• Connector, Plug, Elec	V
52	PAOZZ	14798	D10023D060404	• Connector, Receptacl	V
53	PAOZZ	14798	D10023D101006	• Connector, Receptacl	V
54	PAOZZ	02731	HS5239-21 10	• Connector, Receptacl	REF
55	PAOZZ	02731	HS5239-21 12	• Connector, Receptacl	REF
56	PAOZZ	02731	HS5239-2120	• Connector, Receptacl	V
57	PAOZZ	02731	HS5239-2122	• Connector, Receptacl	V
58	PAOZZ	02731	HS5239-2123	• Connector, Receptacl	V
59	PAOZZ	02731	HS5239-2210	• Connector, Receptacl	REF
60	PAOZZ	02731	HS5239-2212	• Connector, Receptacl	REF
61	PAOZZ	02731	HS5239-2220	• Connector, Receptacl	V
62	PAOZZ	02731	HS5239-2510	• Connector, Receptacl	V
63	PAOZZ	02731	HS5239-2610	• Connector, Receptacl	V
64	PAOZZ	06090	MTCR-101-04S-002	• Connector, Receptacl	V
65	PAOZZ	06090	MK-0015-68	• Contact, Elect, Assor Part of Kit P/N MK-0015-1	V
66	PAOZZ	06090	MK-0015-81	• Contact, Elect, Assor Part of Kit P/N MK-0015-1	V
67	PAOZZ	06090	MK-0015-82	• Contact, Elect, Assor Part of Kit P/N MK-0015-1	V
68	PAOZZ	06090	MK-0015-83	• Contact, Elect, Assor Part of Kit P/N MK-0015-1	V
69	PAOZZ	81349	M39029/4-1 13	• Contact, Electrical	V
70	PAOZZ	81349	M39029/5-1 18	• Contact, Electrical	V
71	PAOZZ	81349	M39029/73-396	• Contact, Electrical	V
72	PAOZZ	81349	M39029/73-397	• Contact, Electrical	V
73	PAOZZ	81349	M39029/73-398	• Contact, Electrical	V
74	PAOZZ	81349	M39029/74-399	• Contact, Electrical	V
75	PAOZZ	81349	M39029/74-401	• Contact, Electrical	V
76	PAOZZ	14798	D10036-6	• Coupling, Tube	V
77	PAOZZ	14798	D10036D6	• Coupling, Tube	V
78	PAOZZ	14798	D10033-06040404	• Cross, Tube	V
79	PAOZZ	14798	D10021A-4	• Elbow, Tube to Boss	V
80	PAOZZ	14798	D10021A-6	• Elbow, Tube to Boss	V
81	PAOZZ	14798	D10021AD10	• Elbow, Tube to Boss	V
82	PAOZZ	14798	D10021AD4	• Elbow, Tube to Boss	V
83	PAOZZ	14798	D10021AD6	• Elbow, Tube to Boss	V
84	PAOZZ	81349	MILF21840	• Fastener Tape, Hook Ty. 2, Cl. 1, Black, 0.625 In. Wide ...	V
85	PAOZZ	81349	MILF21840	• Fastener Tape, Hook Ty. 2, Cl. 1, Black, 1 In. Wide	V
86	PAOZZ	81349	MIL-F-21840	• Fastener Tape, Pile Ty. 1, Cl. 1, Black, 1 In. Wide, No Special Coating Req.	V
87	PAOZZ	81349	MIL-F-21840	• Fastener Tape, Pile Ty. 2, Cl. 1, Black, 0.75 In. Wide, No Special Coating Req.	V
88	PAOZZ	96906	MS21266-1N	• Grommet, Nonmetallic	V
89	PAOZZ	96906	MS21266-3N	• Grommet, Nonmetallic	V
90	PAOZZ	96906	MS21266-4T	• Grommet, Nonmetallic	V
91	PAFZZ	96906	MS20001P12-7200	• Hinge, Butt	V
92	PAFZZ	96906	MS20001P3-7200	• Hinge, Butt	V
93	PAFZZ	96906	MS20001P4-7200	• Hinge, Butt	V
94	PAFZZ	96906	MS20001P5-7200	• Hinge, Butt	V
95	PAFZZ	96906	MS20257C4-4800	• Hinge, Butt	V
96	PAFZZ	96906	MS20257P3-7200	• Hinge, Butt	V
97	PAFZZ	96906	MS20257P4-7200	• Hinge, Butt	V
98	PAOZZ	96906	MS20257P5-7200	• Hinge, Butt	V
99	PAOZZ	96906	MS35822-1 1A	• Hinge, Butt	V

SECTION II

TM 1-1520-238-23P

(1) ITEM NO.	(2) SMR CODE	(3) CAGE	(4) PART NUMBER	(5) DESCRIPTION AND USABLE ON CODE (UOC)	(6) QTY
100	PAOZZ	96906	MS35823-7A	• Hinge, Butt	V
101	PAOZZ	81343	AMS3653	• Insulation Sleeving	V
102	PAOZZ	81346	ASTMD3295	• Insulation Sleeving	V
103	PAOZZ	81349	MIL-I-22129	• Insulation Sleeving	V
104	PAOZZ	81349	M23053/4-105-0	• Insulation Sleeving	V
105	PAOZZ	81349	M23053/5-102-C	• Insulation Sleeving	V
106	PAOZZ	81349	M23053/5-102-9	• Insulation Sleeving	V
107	PAOZZ	81349	M23053/5-107-0	• Insulation Sleeving	V
108	PAOZZ	81349	M23053/5-107-9	• Insulation Sleeving	V
109	PAOZZ	81349	M23053/5-202-C	• Insulation Sleeving	V
110	PAOZZ	81349	M23053/5-207-C	• Insulation Sleeving	V
111	PAOZZ	81349	M81786/10-1	• Insulation Sleeving	V
112	PAOZZ	81349	M81786/10-2	• Insulation Sleeving	V
113	PAOZZ	81349	M81786/10-4	• Insulation Sleeving	V
114	PAOZZ	06090	TMS 3/32-1.75	• Insulation Sleeving	V
115	PAOZZ	06090	TMS-1/2-1.50	• Insulation Sleeving White (U/I Contains 1000 Ea)	V
116	PAOZZ	10138	14392-003BLACK	• Insulation Sleeving	V
117	PAOZZ	06090	MK-0015-1	• Kit, Wire Repair	V
118	PAOZZ	06090	TMS-WM	• Label	V
119	PAFZZ	96906	MS20001PH4-7200	• Leaf, Butt Hinge	V
120	PAFZZ	96906	MS20001PH5-7200	• Leaf, Butt Hinge	V
121	PAFZZ	96906	MS20257HP2-7200	• Leaf, Butt Hinge	V
122	PAFZZ	96906	MS20257HP3-7200	• Leaf, Butt Hinge	V
123	PAFZZ	96906	MS20257HP4-7200	• Leaf, Butt Hinge	V
124	PAOZZ	96906	MS20257HP5-7200	• Leaf, Butt Hinge	V
125	PAOZZ	02731	HS4027-14400	• Nonmetallic Special	V
126	PAOZZ	77969	314	• Nonmetallic Special	V
127	PAOZZ	14798	D10006-6	• Nut, Plain, Hexagon	V
128	PAOZZ	14798	D10006D4	• Nut, Plain, Hexagon	V
129	PAOZZ	14798	D10006-4	• Nut, Tube Coupling	V
130	PAOZZ	14798	D10006D6	• Nut, Tube Coupling	V
131	PAFZZ	96906	MS20253-2-820	• Pin, Straight, Headle	V
132	PAOZZ	06090	MK-0015-80	• Plug and Contact As Part of Kit P/N MK-0015-1	V
133	PAOZZ	14798	D10041D0810	• Reducer, Tube	V
134	PAFZZ	96906	MS20253P2-6000	• Rod, Straight, Headle	V
135	PAFZZ	96906	MS20253P5-9600	• Rod, Straight, Headle	V
136	PAOZZ	81349	MILR17343	• Rope, Fibrous Circumference 1 In., Color Natural	V
137	PAFZZ	81349	MIL-W-83420	• Rope, Wire Ty. 1, Comp. B, A1 3 X 7 Strand, 100 Ft. Long	V
138	PAOZZ	81343	AMS3195	• Rubber Sheet, Cellul 0.125 Thk., 36 X 36 In. Sheet	V
139	PAOZZ	81343	AMS3197	• Rubber Sheet, Cellul 0.125 Thk., 36 X 36 In. Sheet	V
140	PAOZZ	81343	AMS3197	• Rubber Sheet, Cellul 0.250 Thk., 36 X 36 In. Sheet	V
141	PAFZZ	81343	AMS3198	• Rubber Sheet, Cellul 0.375 Thk., 36 X 36 In. Sheet	V
142	PAOZZ	81349	MIL-R-46089	• Rubber Sheet, Cellul Gr. F, 1/8 X 24 X 24 In. Sheet	V
143	PAOZZ	81349	MIL-R-6130	• Rubber Sheet, Cellul Ty. 1, Gr. A, Cond. Medium, 0.50 Thk., 36 X 36 In. Sheet	V
144	PAOZZ	02731	HS4070-A-4000	• Rubber Sheet, Extru	V
145	PAOZZ	02731	HS4332-1B1200	• Rubber Sheet, Extru	V
146	PAOZZ	02731	HS4332-2B9015	• Rubber Sheet, Extru	V
147	PAOZZ	02731	HS4339-1600	• Rubber Sheet, Extru	V
148	PAFZZ	02731	HS4340A-23800	• Rubber Sheet, Extru	V
149	PAOZZ	02731	HS4774-A-0816	• Rubber Sheet, Extru	V
150	PAOZZ	81343	AMS3209	• Rubber Sheet, Solid 0.062 Thk., 36 X 36 In. Sheet	V

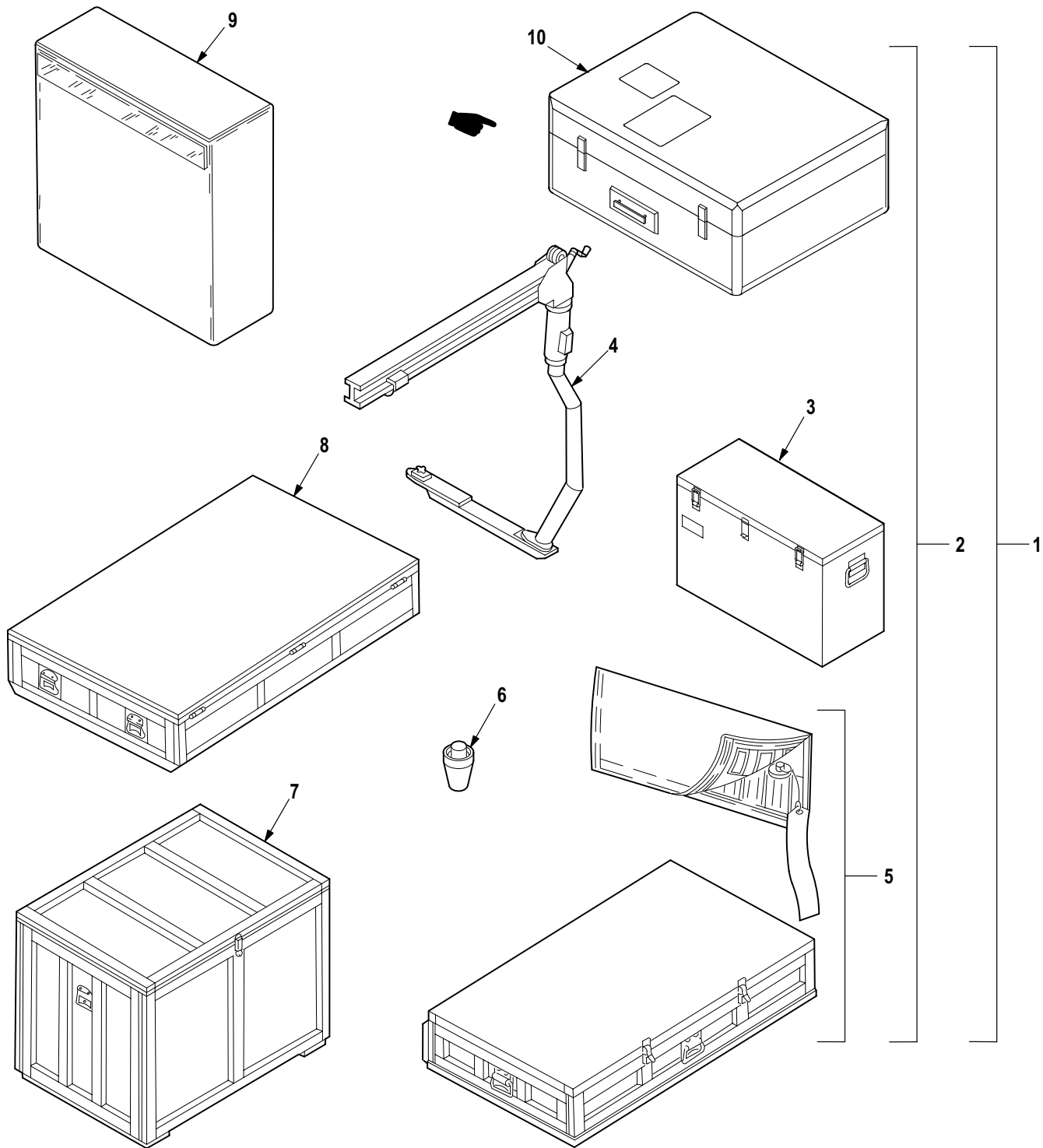
(1) ITEM NO.	(2) SMR CODE	(3) CAGE	(4) PART NUMBER	(5) DESCRIPTION AND USABLE ON CODE (UOC)	(6) QTY
151	PAFZZ	81343	AMS32401-32	• Rubber Sheet, Solid 0.031 Thk., 24 X 24 In. Sheet	V
152	PAFZZ	71643	COHRLASTIC 500	• Rubber Sheet, Solid ZZ-R-765, Cl. 2B, Gr. 50, 0.062 Thk., 24 X 24 In. Sheet	V
153	PAOZZ	81349	MIL-R-25988	• Rubber Sheet, Solid Ty. 11, Cl. 1, Gr. 60, 0.031 Thk., 36 X 36 In. Sheet	V
154	PAOZZ	81349	MIL-R-6855	• Rubber Sheet, Solid Cl. 1, Gr. 40, 0.062 Thk., 36 X 36 In. Sheet	V
155	PAOZZ	81348	ZZ-R-765	• Rubber Sheet, Solid Cl. 1B, Gr. 40, 0.062 Thk., 36 X 36 In. Sheet	V
156	PAOZZ	81348	ZZR765	• Rubber Sheet, Solid Cl. 2B, Gr. 40, 0.250 Thk., 36 X 36 In. Sheet	V
157	PAOZZ	71643	COHRLASTIC 500	• Rubber Strip 0.031 X 0.75 X 100 In.	1
158	PAOZZ	02731	HS5281-01-0902	• Rubber Strip, Extru	V
159	PAOZZ	02731	HS5318-4000	• Rubber Strip, Extru	V
160	PAOZZ	81348	QQA250-1 1	• Sheet, Metal T0, 0.040 Thk.	V
161	PAOZZ	81348	QQA250-1 1	• Sheet, Metal T4, 0.040 Thk.	V
162	PAOZZ	81348	QQA250-1 1	• Sheet, Metal T6, 0.032 Thk.	V
163	PAOZZ	81348	QQA250-1 1	• Sheet, Metal T6, 0.040 Thk., 36 X 72 In. Sheet	V
164	PAFZZ	81348	QQA250-12	• Sheet, Metal T6, 0.080 Thk., 12 X 4 In. Sheet	V
165	PAOZZ	81348	QQA250-4	• Sheet, Metal To, 0.040 Thk.	V
166	PAOZZ	81348	QQA250-4	• Sheet, Metal To, 0.050 Thk.	V
167	PAOZZ	81348	QQA250-4	• Sheet, Metal To, 0.063 Thk.	V
168	PAFZZ	81348	QQA250-4	• Sheet, Metal To, 0.080 Thk.	V
169	PAOZZ	81348	QQA250-4	• Sheet, Metal T3, 0.016 Thk.	V
170	PAOZZ	81348	QQA250-4	• Sheet, Metal T3, 0.025 Thk.	V
171	PAOZZ	81348	QQA250-4	• Sheet, Metal T3, 0.032 Thk.	V
172	PAOZZ	81348	QQA250-4	• Sheet, Metal T3, 0.040 Thk.	V
173	PAOZZ	81348	QQA250-4	• Sheet, Metal T3, 0.050 Thk.	V
174	PAFZZ	81348	QQA250-4	• Sheet, Metal T3, 0.060 Thk.	V
175	PAFZZ	81348	QQA250-4	• Sheet, Metal T3, 0.063 Thk.	V
176	PAOZZ	81348	QQA250-4	• Sheet, Metal T3, 0.071 Thk.	V
177	PAOZZ	81348	QQA250-4	• Sheet, Metal T3, 0.100 Thk.	V
178	PAFZZ	81348	QQA250-4	• Sheet, Metal T3, 0.125 Thk.	V
179	PAOZZ	81348	QQA250-4	• Sheet, Metal T3, 0.140 Thk.	V
180	PAFZZ	81348	QQA250-4	• Sheet, Metal T3, 0.190 Thk.	V
181	PAFZZ	81348	QQA250-4	• Sheet, Metal T3, 0.200 Thk.	V
182	PAFZZ	81348	QQA250-5	• Sheet, Metal To, 0.040 Thk.	V
183	PAFZZ	81348	QQA250-5	• Sheet, Metal To, 0.050 Thk.	V
184	PAOZZ	81348	QQA250-5	• Sheet, Metal T3, 0.016 Thk.	V
185	PAOZZ	81348	QQA250-5	• Sheet, Metal T3, 0.020 Thk.	V
186	PAOZZ	81348	QQA250-5	• Sheet, Metal T3, 0.025 Thk.	V
187	PAOZZ	81348	QQA250-5	• Sheet, Metal T3, 0.032 Thk.	V
188	PAOZZ	81348	QQA250-5	• Sheet, Metal T3, 0.040 Thk.	V
189	PAOZZ	81348	QQA250-5	• Sheet, Metal T3, 0.050 Thk.	V
190	PAFZZ	81348	QQA250-5	• Sheet, Metal T3, 0.063 Thk.	V
191	PAOZZ	81348	QQA250-5	• Sheet, Metal T3, 0.071 Thk.	V
192	PAOZZ	81348	QQA250-5	• Sheet, Metal T4, 0.050 Thk.	V
193	PAFZZ	81348	QQA250-8	• Sheet, Metal Temper H32,0.050 Thk.,24 X 36 In. Sheet	V
194	PAFZZ	81349	MIL-S-22499	• Shim Stock, Laminate Comp. 1, Ty. 1, Cl. 1, 0.062 Thk., 24 X 48 In. Sheet	V
195	PAOZZ	81349	MILS22499	• Shim Stock, Laminate Comp. 1, Ty. 1, Cl. 2, 0.048 Thk., 24 X 48 In. Sheet	V
196	PAOZZ	14798	D10007-4	• Sleeve, Clinch, Tube	V

(1) ITEM NO.	(2) SMR CODE	(3) CAGE	(4) PART NUMBER	(5) DESCRIPTION AND USABLE ON CODE (UOC)	(6) QTY
197	PAOZZ	14798	D10007-6	• Sleeve, Clinch, Tube	V
198	PAOZZ	14798	D10007D4	• Sleeve, Clinch, Tube	V
199	PAOZZ	14798	D10007D6	• Sleeve, Clinch, Tube	V
200	PAOZZ	06090	MK-0015-72	• Splice, Coax Assortm Part of Kit P/N MK-0015-1	V
201	PAOZZ	06090	MK-0015-53	• Splice, Conductor As Part of Kit P/N MK-0015-1	V
202	PAOZZ	06090	MK-0015-54	• Splice, Conductor As Part of Kit P/N MK-0015-1	V
203	PAOZZ	06090	MK-0015-56	• Splice, Conductor As Part of Kit P/N MK-0015-1	V
204	PAOZZ	06090	MK-0015-57	• Splice, Conductor As Part of Kit P/N MK-0015-1	V
205	PAOZZ	06090	MK-0015-58	• Splice, Conductor As Part of Kit P/N MK-0015-1	V
206	PAOZZ	06090	MK-0015-60	• Splice, Conductor As Part of Kit P/N MK-0015-1	V
207	PAOZZ	06090	MK-0015-61	• Splice, Conductor As Part of Kit P/N MK-0015-1	V
208	PAOZZ	06090	MK-0015-62	• Splice, Conductor As Part of Kit P/N MK-0015-1	V
209	PAOZZ	06090	MK-0015-65	• Splice, Conductor As Part of Kit P/N MK-0015-1	V
210	PAOZZ	06090	MK-0015-66	• Splice, Conductor As Part of Kit P/N MK-0015-1	V
211	PAOZZ	06090	MK-0015-71	• Splice, Conductor As Part of Kit P/N MK-0015-1	V
212	PAOZZ	06090	MK-0015-73	• Splice, Conductor As Part of Kit P/N MK-0015-1	V
213	PAOZZ	06090	MK-0015-75	• Splice, Conductor As Part of Kit P/N MK-0015-1	V
214	PAOZZ	06090	MK-0015-76	• Splice, Conductor As Part of Kit P/N MK-0015-1	V
215	PAOZZ	06090	MK-0015-77	• Splice, Conductor As Part of Kit P/N MK-0015-1	V
216	PAOZZ	06090	MK-0015-84	• Splice, Conductor As Part of Kit P/N MK-0015-1	V
217	PAOZZ	96906	MS3367-1-0	• Strap, Tiedown, Elect	V
218	PAOZZ	96906	MS3367-2-0	• Strap, Tiedown, Elect	V
219	PAOZZ	96906	MS3367-3-0	• Strap, Tiedown, Elect	V
220	PAOZZ	96906	MS3367-5-0	• Strap, Tiedown, Elect	V
221	PAOZZ	96906	MS3367-7-0	• Strap, Tiedown, Elect	V
222	PAOZZ	14798	D10023-060404	• Tee, Tube	V
223	PAOZZ	14798	D10023-060604	• Tee, Tube	V
224	PAOZZ	14798	D10023D060604	• Tee, Tube	V
225	PAOZZ	14798	D9855-4	• Tee, Tube	V
226	PAOZZ	14798	D9855-6	• Tee, Tube	V
227	PAOZZ	14798	D9855D6	• Tee, Tube	V
228	PAOZZ	06090	MK-0015-70	• Terminal Board Part of Kit P/N MK-0015-1	V
229	PAOZZ	06090	MK-0015-50	• Terminal Lug Assort Part of Kit P/N MK-0015-1	V
230	PAOZZ	06090	MK-0015-51	• Terminal Lug Assort Part of Kit P/N MK-0015-1	V
231	PAOZZ	06090	MK-0015-55	• Terminal Lug Assort Part of Kit P/N MK-0015-1	V
232	PAOZZ	06090	MK-0015-59	• Terminal Lug Assort Part of Kit P/N MK-0015-1	V
233	PAOZZ	06090	MK-0015-63	• Terminal Lug Assort Part of Kit P/N MK-0015-1	V
234	PAOZZ	06090	MK-0015-67	• Terminal Lug Assort Part of Kit P/N MK-0015-1	V
235	PAOZZ	06090	MK-0015-85	• Terminal Lug Assort Part of Kit P/N MK-0015-1	V
236	PAOZZ	81349	MIL-T-6845	• Tube, Metallic 0.020 Thk., 0.25 Dia.	V
237	PAOZZ	81349	MIL-T-7081	• Tube, Metallic T6, 0.028 Thk., 0.250 OD	V
238	PAOZZ	81349	MIL-T-7081	• Tube, Metallic T6, 0.028 Thk., 0.375 Dia.	V
239	PAOZZ	81349	MIL-T-7081	• Tube, Metallic T6, 0.028 Thk., 0.500 OD	V
240	PAOZZ	81349	MIL-T-7081	• Tube, Metallic T6, 0.028 Thk., 0.750 OD	V
241	PAOZZ	81349	MIL-T-7081	• Tube, Metallic T6, 0.035 Thk., 0.250 OD	V
242	PAOZZ	81349	MIL-T-7081	• Tube, Metallic T6, 0.035 Thk., 0.625 Dia.	V
243	PAOZZ	81349	MILT8606	• Tube, Metallic Ty. 321, 0.020 Thk., 0.250 OD	V
244	PAOZZ	81348	WW-T-700-6	• Tube, Metallic T6, Ty. 1, 0.028 Thk., 0.500 OD	V
245	PAOZZ	81348	WW-T-700/4	• Tube, Metallic To, Ty. 1, 0.020 Thk., 0.250 OD	V
246	PAOZZ	81348	WW-T-700/4	• Tube, Metallic To, Ty. 1, 0.028 Thk., 0.500 OD	V
247	PAOZZ	81348	WW-T-700/6	• Tube, Metallic T6, Ty. 1, 0.028 Thk., 0.250 OD	V
248	PAOZZ	81348	WW-T-700/6	• Tube, Metallic T6, Ty. 1, 0.028 Thk., 0.375 OD	V

(1) ITEM NO.	(2) SMR CODE	(3) CAGE	(4) PART NUMBER	(5) DESCRIPTION AND USABLE ON CODE (UOC)	(6) QTY
249	PAOZZ	06090	C0NV0LEX9-32	• Tubing, Nonmetallic Size 9/32, Black, 200 Ft. Spool	V
250	PAOZZ	83616	HD1-10922	• Tubing, Nonmetallic Type T, 0.250 OD, 0.190 ID, 1.25 Min. Bend Radius	V
251	PAOZZ	83616	HD1-1 1228	• Tubing, Nonmetallic Type T, 0.375 OD, 0.295 ID, 3.00 Min. Bend Radius	V
252	PAOZZ	14798	D10008-4	• Union, Tube	V
253	PAOZZ	14798	D10008D6	• Union, Tube	V
254	PAOZZ	14798	D10019-6	• Union, Tube	V
255	PAOZZ	14798	D10019D10	• Union, Tube	V
256	PAOZZ	14798	D10019D4	• Union, Tube	V
257	PAOZZ	14798	D10036-4	• Union, Tube	V
258	PAOZZ	81349	MIL-W-16878/4	• Wire, Electrical 22 AWG, 19 Strand, Copper Conductor, Color White/Orange Tracer	V
259	PAOZZ	81349	M16878/4BCB901	• Wire, Electrical	V
260	PAOZZ	81349	M16878/4BCB902	• Wire, Electrical	V
261	PAOZZ	81349	M16878/4BCB903	• Wire, Electrical	V
262	PAOZZ	81349	M16878/4BCB905	• Wire, Electrical	V
263	PAOZZ	81349	M16878/4BCB906	• Wire, Electrical	V
264	PAOZZ	81349	M16878/4BCB907	• Wire, Electrical	V
265	PAOZZ	81349	M16878/4BCB912	• Wire, Electrical	V
266	PAOZZ	81349	M16878/4BCB915	• Wire, Electrical	V
267	PAOZZ	81349	M16878/4BCB916	• Wire, Electrical	V
268	PAOZZ	81349	M16878/4BCB917	• Wire, Electrical	V
269	PAOZZ	81349	M16878/4BCB923	• Wire, Electrical	V
270	PAOZZ	81349	M16878/4BCB926	• Wire, Electrical	V
271	PAOZZ	81349	M16878/4BDB2	• Wire, Electrical	V
272	PAOZZ	81349	M16878/4BDB92	• Wire, Electrical	V
273	PAFZZ	81349	M16878/4BFE91	• Wire, Electrical 22 AWG, 19 Strand, Copper Conductor, Color White/Brown	V
274	PAOZZ	81349	M16878/4BFE92	• Wire, Electrical 22 AWG, 19 Strand, Copper Conductor, Color White/Red Tracer	V
275	PAOZZ	81349	M16878/4BFE94	• Wire, Electrical 22 AWG, 19 Strand, Copper Conductor, Color White/Yellow Tracer	V
276	PAOZZ	81349	M16878/4BFE95	• Wire, Electrical 22 AWG, 19 Strand, Copper Conductor, Color White/Green Tracer	V
277	PAFZZ	81349	M22759/32-20-9	• Wire, Electrical	V
278	PAFZZ	81349	M22759/32-22-9	• Wire, Electrical	V
279	PAFZZ	81349	M22759/33-24-9	• Wire, Electrical	V
280	PAOZZ	81349	M81381/11-12-N	• Wire, Electrical	V
281	PAOZZ	81349	M81381/11-14-N	• Wire, Electrical	V
282	PAOZZ	81349	M81381/11-16-N	• Wire, Electrical	V
283	PAOZZ	81349	M81381/11-18-N	• Wire, Electrical	V
284	PAOZZ	81349	M81381/11-20-N	• Wire, Electrical	V
285	PAOZZ	81349	M81381/11-22-N	• Wire, Electrical	V
286	PAOZZ	81349	M81381/13-24-N	• Wire, Electrical	V
287	PAFZZ	81349	M81381/9-24-0	• Wire, Electrical	V
288	PAOZZ	81348	QQW343S16S2T	• Wire, Electrical	V
289	PAOZZ	81348	QQW343S20S2T	• Wire, Electrical	V
290	PAOZZ	81348	QQW343S22S2T	• Wire, Electrical	V
291	PAOZZ	81348	QQW343S24S2T	• Wire, Electrical	V
292	PAOZZ	10138	10179-026	• Wire, Electrical	V

(1) ITEM NO.	(2) SMR CODE	(3) CAGE	(4) PART NUMBER	(5) DESCRIPTION AND USABLE ON CODE (UOC)	(6) QTY
293	PAOZZ	10138	10179-626	· Wire, Electrical	V
294	PAOZZ	10138	10179-926	· Wire, Electrical	V
END OF FIGURE					

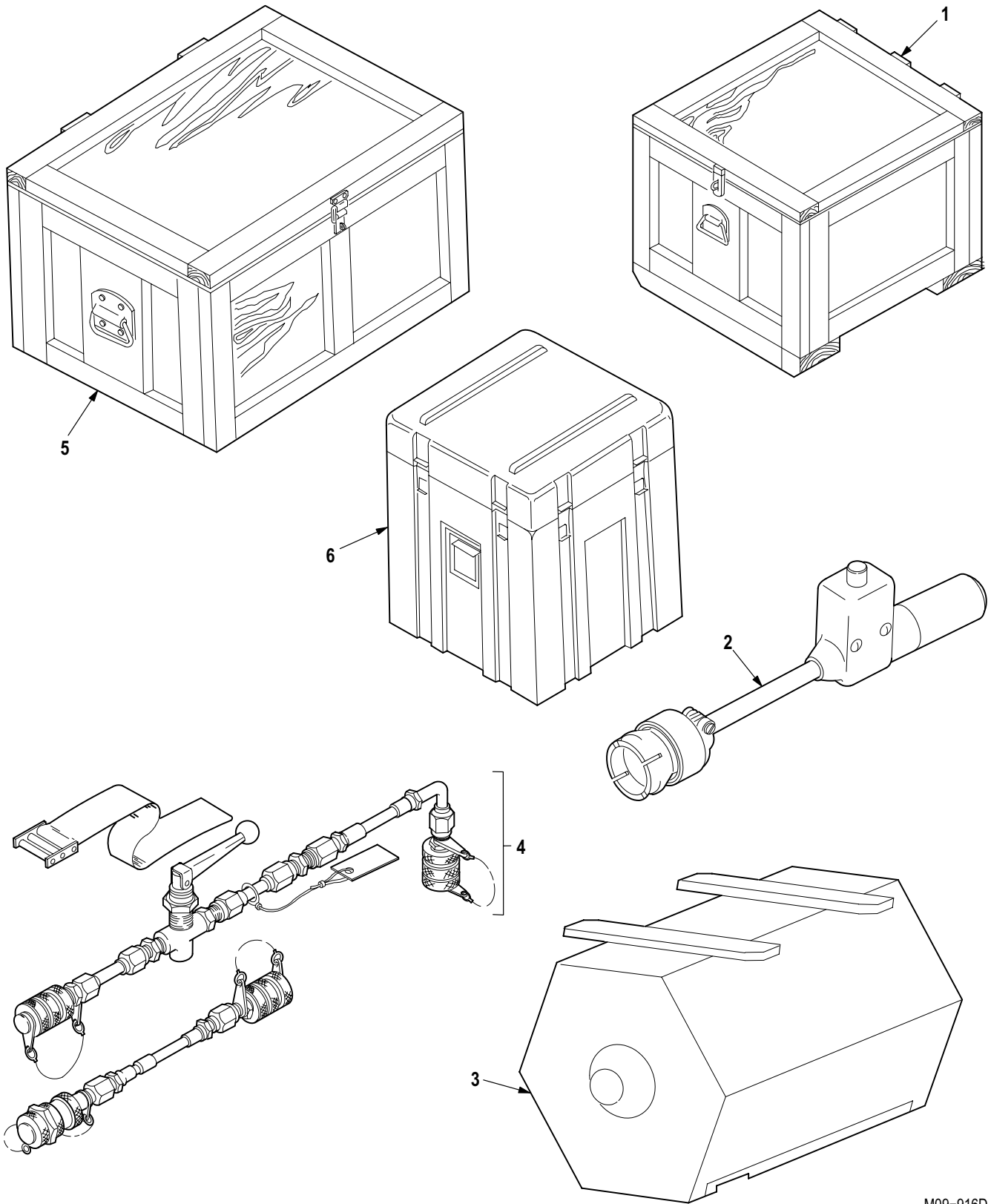
SPECIAL TOOLS LIST



M09-915D

Figure 714. Group 80 Ground Support Kit (AVUM) (Part 1)

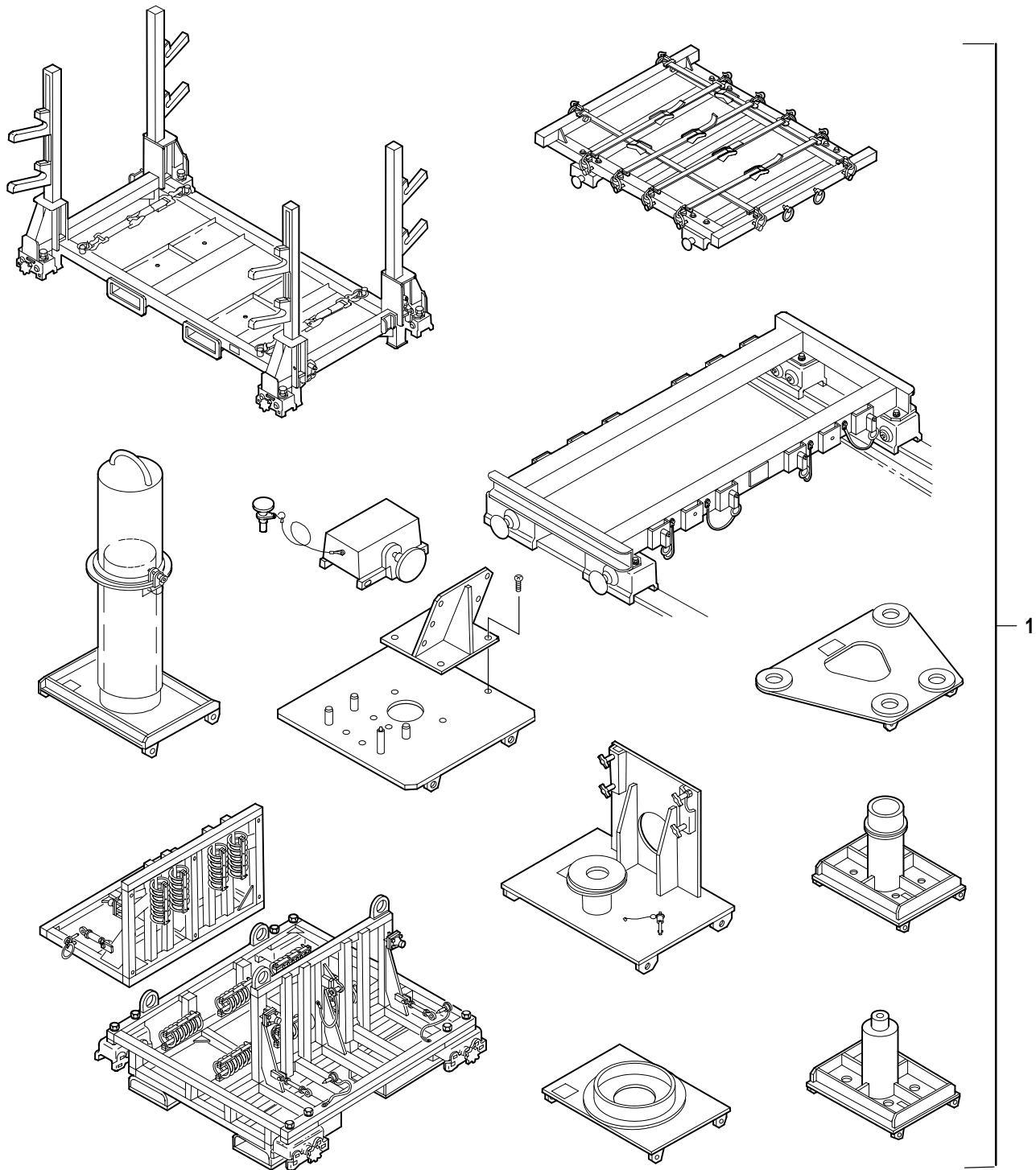
(1) ITEM NO.	(2) SMR CODE	(3) CAGE	(4) PART NUMBER	(5) DESCRIPTION AND USABLE ON CODE (UOC)	(6) QTY
				Group 80 Special Tools Fig. 714 Ground Support Kit (AVUM) (Part 1)	
1	XDOFF	02731	7-262000000	· Kit, Ground Support BOI: 1 Auth for 10-25 Ships	1
2	XDOFF	02731	7-262100000	·· Kit, Ground Support BOI: 1 Auth for 10-25 Ships	1
3	XDOOO	02731	7-262100013-603	··· Tool Kit, Special (See Figs. 718 and 719 for Breakdown)	1
4	PBOOO	02731	120000-601	··· Crane, Aircraft Moun (See Figs. 722 thru 725 for Breakdown) BOI: 1 Auth for 10-25 Ships	1
5	PBOFF	02731	7-262100003-607	··· Rigging Kit, Aircraf (See Figs. 727 thru 729 for Breakdown) BOI: 1 Auth for 10-25 Ships	1
6	PAOZZ	02731	7-3621 10213	··· Plug, Expansion	1
7	PBOFF	02731	7-262100005-607	··· Kit, Sling Set (See Figs. 730 thru 735 for Breakdown) BOI: 1 Auth for 10-25 Ships	1
8	PBOOO	02731	7-262100006-601	··· Transmission Kit, Re (See Fig. 736 for Breakdown) BOI: 1 Auth for 10-25 Ships	1
9	PAOFF	02731	7-262100007	··· Kit, Lube Drain (See Fig. 738 for Breakdown) BOI: 1 Auth for 1-50 Ships	1
10	PEOOO	8V613	7-562126001-601	··· Kit, Generator Remov (See Fig. 780D for Breakdown)	1
END OF FIGURE					



M09-916D

Figure 715. Group 80 Ground Support Kit (AVUM) (Part 2)

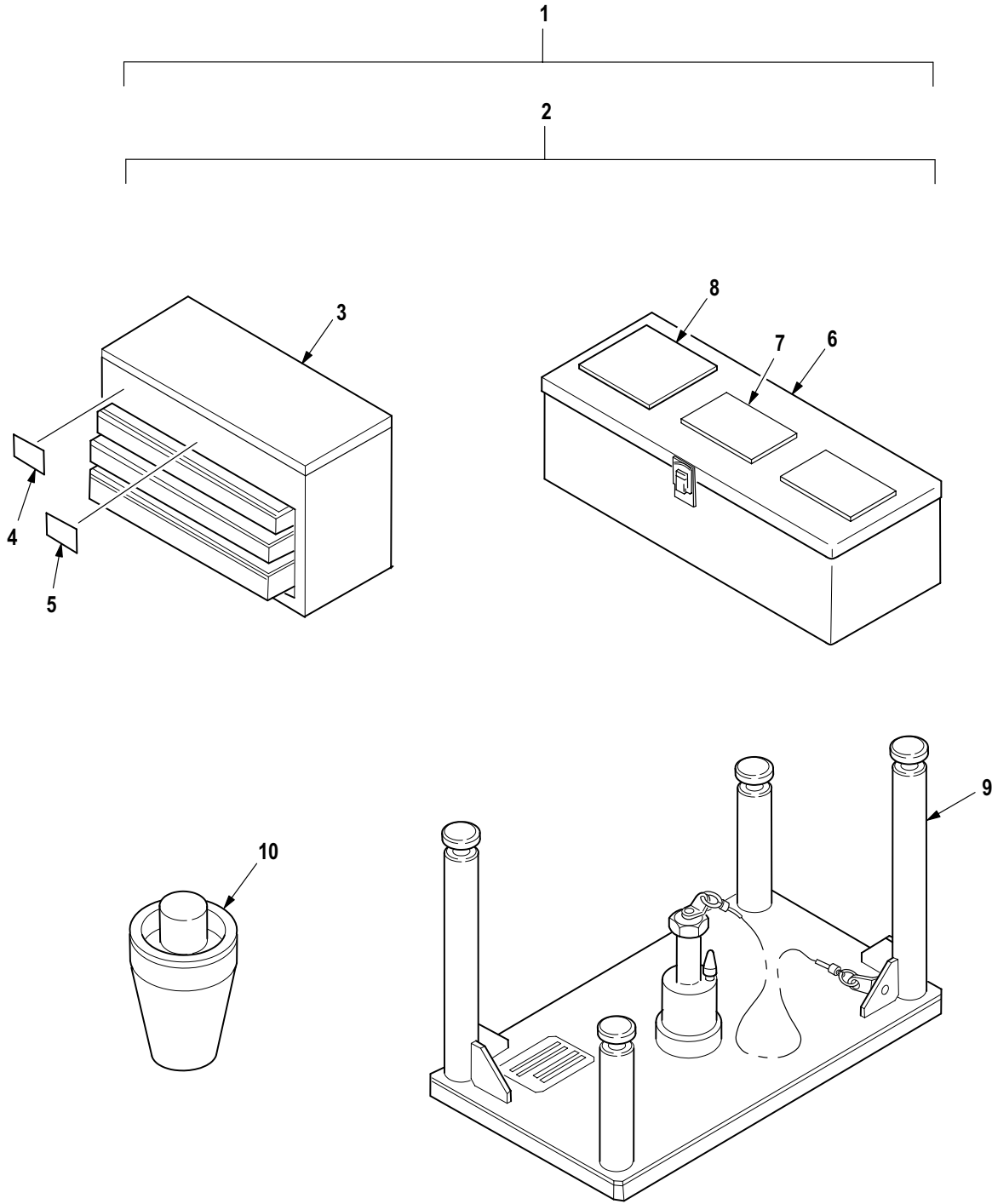
(1) ITEM NO.	(2) SMR CODE	(3) CAGE	(4) PART NUMBER	(5) DESCRIPTION AND USABLE ON CODE (UOC)	(6) QTY
1	PBOFF	02731	7-262100008-613	Group 80 Special Tools Fig. 715 Ground Support Kit (AVUM) (Part 2)	
				• Test Equipment, Heli (See Figs. 739 and 740 for Breakdown) BOI: 1 Auth for 10-25 Ships	1
2	PEOFF	02731	7-262100009-601	• Cord Assembly, Elect (See Fig. 745 for Breakdown)	1
3	PBOFF	02731	7-262100010	• Maintenance Platfor (See Fig. 746 for Breakdown) BOI: 1 Auth for 10-25 Ships	1
4	PBOOO	02731	7-262100019-601	• Kit, Hydraulic Hoses (See Fig. 747 for Breakdown) BOI: 1 Auth for 10-25 Ships	1
5	PBOFF	02731	7-262100016-601	• Kit, Fuel Cell (See Fig. 748 for Breakdown) BOI: 1 Auth for 10-25 Ships	1
6	PBOZZ	35151	64-001-1234	• Tool Kit, Aircraft M (See Fig. 755 for Breakdown) BOI: 1 Auth for 10-25 Ships	1
END OF FIGURE					



M09-917B

Figure 716. Group 80 Ground Support Kit (AVUM) (Part 3)

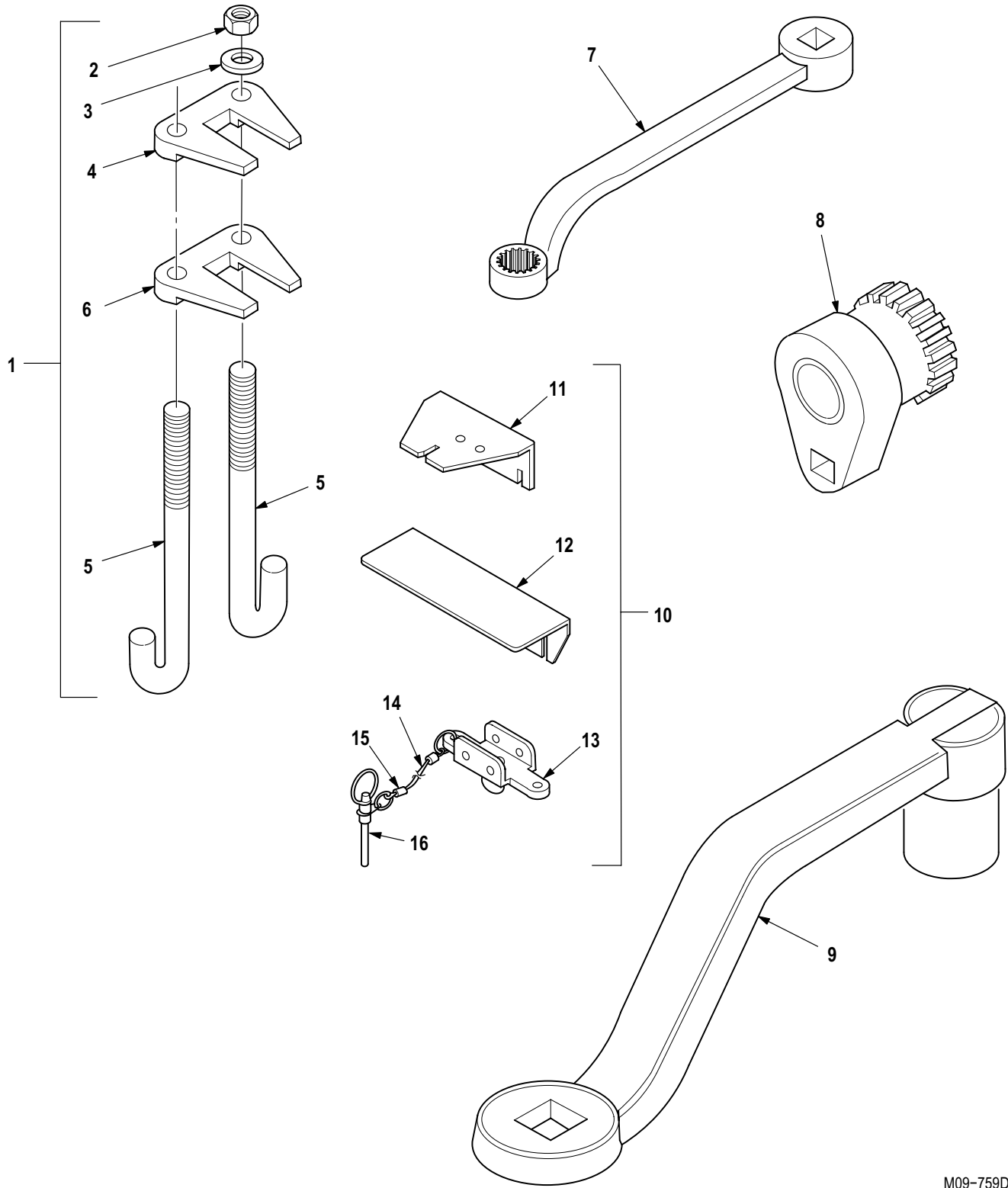
(1) ITEM NO.	(2) SMR CODE	(3) CAGE	(4) PART NUMBER	(5) DESCRIPTION AND USABLE ON CODE (UOC)	(6) QTY
1	PBOOO	02731	7-26210001 1-605	Group 80 Special Tools Fig. 716 Ground Support Kit (AVUM) (Part 3) • Adapter Kit, Airfram (See Figs. 751 thru 753 for Breakdown) BOI: 1 Auth for 10-25 Ships END OF FIGURE	1



M09-1204C

Figure 717. Group 80 Airframe Special Equipment (AVIM)

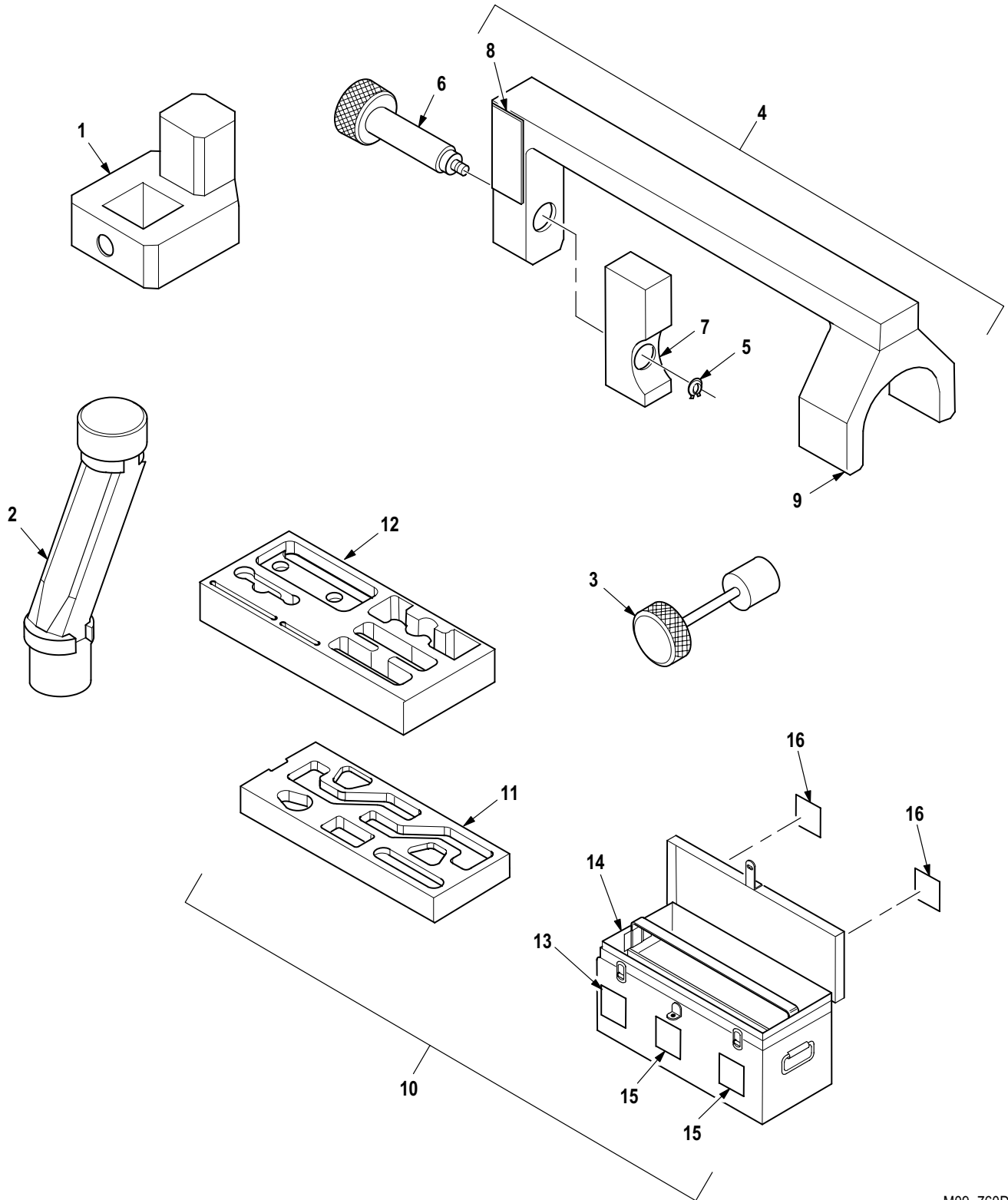
(1) ITEM NO.	(2) SMR CODE	(3) CAGE	(4) PART NUMBER	(5) DESCRIPTION AND USABLE ON CODE (UOC)	(6) QTY
				Group 80 Special Tools Fig. 717 Airframe Special Equipment (AVIM)	
1	XCFFF	02731	7-263000000	· PGSE, Avim	1
2	XCFFF	02731	7-263100000	·· Airframe Subsystem	1
3	PBOOO	02731	7-263100001-603	··· Tool Kit, Avim (See Figs. 720 and 721 for Breakdown) BOI: 1 Auth for 1-50 Ships	1
4	XDOZZ	02731	HS5572-0001	···· Plate, Assembly Comp	1
5	XDOZZ	02731	HS5216-1	···· Plate, Ident	1
6	PAFFF	02731	7-363100003-603	··· Tool Kit, Aircraft M (See Fig. 757 for Breakdown) BOI: 1 Auth for 10-25 Ships	1
7	XDOZZ	02731	HS5216-2	···· Plate, Identificatio	1
8	XDOZZ	02731	HS5572-0001	···· Plate, Assembly Comp	1
9	PBFFF	02731	7-363100002	··· Fixture, Tail Rotor (See Fig. 758 for Breakdown)	1
10	PAOZZ	02731	7-3621 10213	··· Plug, Expansion	1
END OF FIGURE					



M09-759D

Figure 718. Group 80 Tool Kit, Special (AVUM) (Part 1)
7-262100013-603

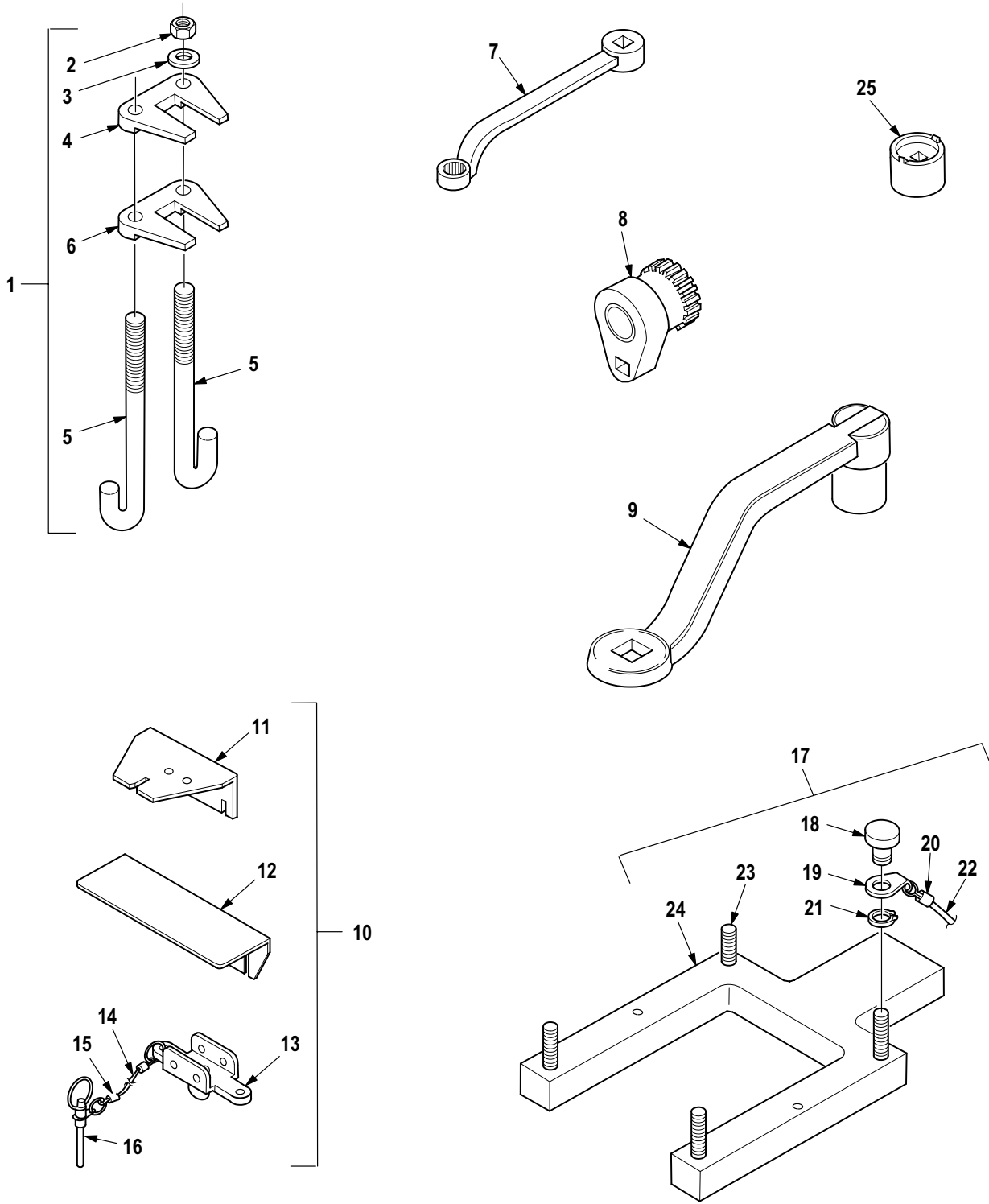
(1) ITEM NO.	(2) SMR CODE	(3) CAGE	(4) PART NUMBER	(5) DESCRIPTION AND USABLE ON CODE (UOC)	(6) QTY
				Group 80 Special Tools Fig. 718 Tool Kit, Special (AVUM) (Part 1) 7-262100013-603 See Fig. 714 for NHA	
1	XDOOF	02731	7-2621 10018	• Compressor, Tool, Ped Adjustment	1
2	PAOZZ	88044	AN315C6R	•• Nut, Plain, Hexagon	2
3	PAOZZ	88044	AN960-616	•• Washer, Flat	2
4	XAOZZ	02731	7-2621 10018-3	•• Plate	1
5	PAOZZ	02731	7-2621 10018-7	•• Bolt, Spring	2
6	XAOZZ	02731	7-2621 10018-5	•• Plate	1
7	PBOZZ	02731	7-2621 10046	• Adapter, Torque Wren Tail Rotor	1
8	XDOZZ	02731	7-3621 10011	• Wrench, Socket Nose Gearbox Shaft Locknut	1
9	PBOZZ	02731	7-2631 10002-601	• Wrench, Socket M/R Mast Support Strut Bolt AFT	1
10	PBOOO	02731	7-2621 10013	• Maintenance Kit, Air	1
11	XDOZZ	02731	7-262120007	•• Bracket Assembly	1
12	XDOZZ	02731	7-262120003	•• Target	1
13	PBOOO	02731	7-262120027-9	•• Adapter, Fuselage Ja	2
14	PAOZZ	81349	M83420/4-002	••• Rope, Wire	2
15	PAOZZ	96906	MS51844-62	••• Swaging Sleeve, Wire	4
16	PAOZZ	80205	NAS1354A3C17F	••• Pin, Quick Release	2
END OF FIGURE					



M09-760D

Figure 719. Group 80 Tool Kit, Special (AVUM) (Part 2)
7-262100013-603

(1) ITEM NO.	(2) SMR CODE	(3) CAGE	(4) PART NUMBER	(5) DESCRIPTION AND USABLE ON CODE (UOC)	(6) QTY
				Group 80 Special Tools Fig. 719 Tool Kit, Special (AVUM) (Part 2) 7-262100013-603 See Fig. 714 for NHA	
1	PBOZZ	02731	7-3621 10085	• Adapter, Torque Wren M/R Mixer Support Bolt	1
2	PBOZZ	02731	7-2631 10003-601	• Wrench, Mast Support Strut Bolt FWD	1
3	PBOZZ	02731	7-3621 10086	• Puller, Mechanical Generator Seal Retainer	1
4	XDOOO	02731	7-3621 10078	• Lock, Aircraft Groun Oleo Strut MLG	2
5	PAOZZ	96906	MS16624-4037	•• Ring, Retaining	1
6	PAOZZ	02731	7-362120042	•• Screw, Lock Assembly	1
7	XDOZZ	02731	7-362120039	•• Cap	1
8	XDOZZ	02731	HS4709-2	•• Nameplate, General, P	1
9	XAOZZ	02731	7-362120040	•• Housing Assembly	1
10	PBOOO	02731	7-2621 10059-603	• Shipping and Storag	1
11	PBFZZ	02731	7-2621 10059-9	• Insert, Tool Box	1
12	XDFZZ	02731	7-2621 10059-1 1	•• Filler, Tray	1
13	XDFZZ	02731	HS5216-2	•• Plate, Identificatio	1
14	XDFZZ	02731	7-362120052-3	•• Box, Container	1
15	XDOZZ	02731	HS5216-2	• Plate, Identificatio	2
16	XDOZZ	02731	HS5572-0001	• Plate, Assembly Comp	2
END OF FIGURE					



M09-761E

Figure 720. Group 80 Tool Kit (AVIM) (Part 1)
7-263100001-603

(1) ITEM NO.	(2) SMR CODE	(3) CAGE	(4) PART NUMBER	(5) DESCRIPTION AND USABLE ON CODE (UOC)	(6) QTY
				Group 80 Special Tools Fig. 720 Tool Kit (AVIM) (Part 1) 7-263100001-603 See Fig. 717 for NHA	
1	PBOOF	02731	7-2621 10018	• Compressor, Tool, Ped Adjustment	1
2	PAFZZ	88044	AN315C6R	•• Nut, Plain, Hexagon	2
3	PAFZZ	88044	AN960-616	•• Washer, Flat	2
4	XAFZZ	02731	7-2621 10018-3	•• Plate	1
5	XDFZZ	02731	7-2621 10018-7	•• Bolt, Spring	2
6	XAFZZ	02731	7-2621 10018-5	•• Plate	1
7	PBOZZ	02731	7-2621 10046	• Adapter, Torque Wrench, Tail Rotor	1
8	PBOZZ	52193	T-1 14095	• Socket, Wrench, Face Nose Gearbox Shaft Locknut	1
9	PBOZZ	02731	7-2631 10002-601	• Wrench, Socket M/R Mast Support Strut Bolt AFT	1
10	PBOOO	02731	7-2621 10013	• Maintenance Kit, Air	1
11	XDFZZ	02731	7-262120007	•• Bracket Assembly	1
12	XDFZZ	02731	7-262120003	•• Target	1
13	PBOOO	02731	7-262120027-9	•• Adapter, Fuselage Ja	2
14	MFOZZ	02731	7-262120027-5	••• Rope, Wire	2
15	PAOZZ	96906	MS51844-62	••• Swaging Sleeve, Wire	4
16	PAOZZ	80205	NAS1354A3C17F	••• Pin, Quick Release	2
17	PBOOO	02731	7-2631 10004	• Fixture, Aircraft Ma Support Cyclic Stick	1
18	XDFZZ	02731	7-2631 10004-9	•• Knob	4
19	XDFZZ	02731	7-2631 10004-7	•• Tab	4
20	XAFZZ	96906	MS51844-62	•• Swaging Sleeve, Wire	8
21	XDFZZ	96906	MS16624-4040	•• Ring, Retaining	4
22	PAFZZ	02731	7-2631 10004-1 1	•• Lanyard, Cyclic Sti	4
23	XDFZZ	02731	7-2631 10004-5	•• Stud	4
24	XAFZZ	02731	7-2631 10004-3	•• Plate	1
25	PBOZZ	60168	140012-1	Socket, Wrench, Face Sight Gauge	1
				END OF FIGURE	

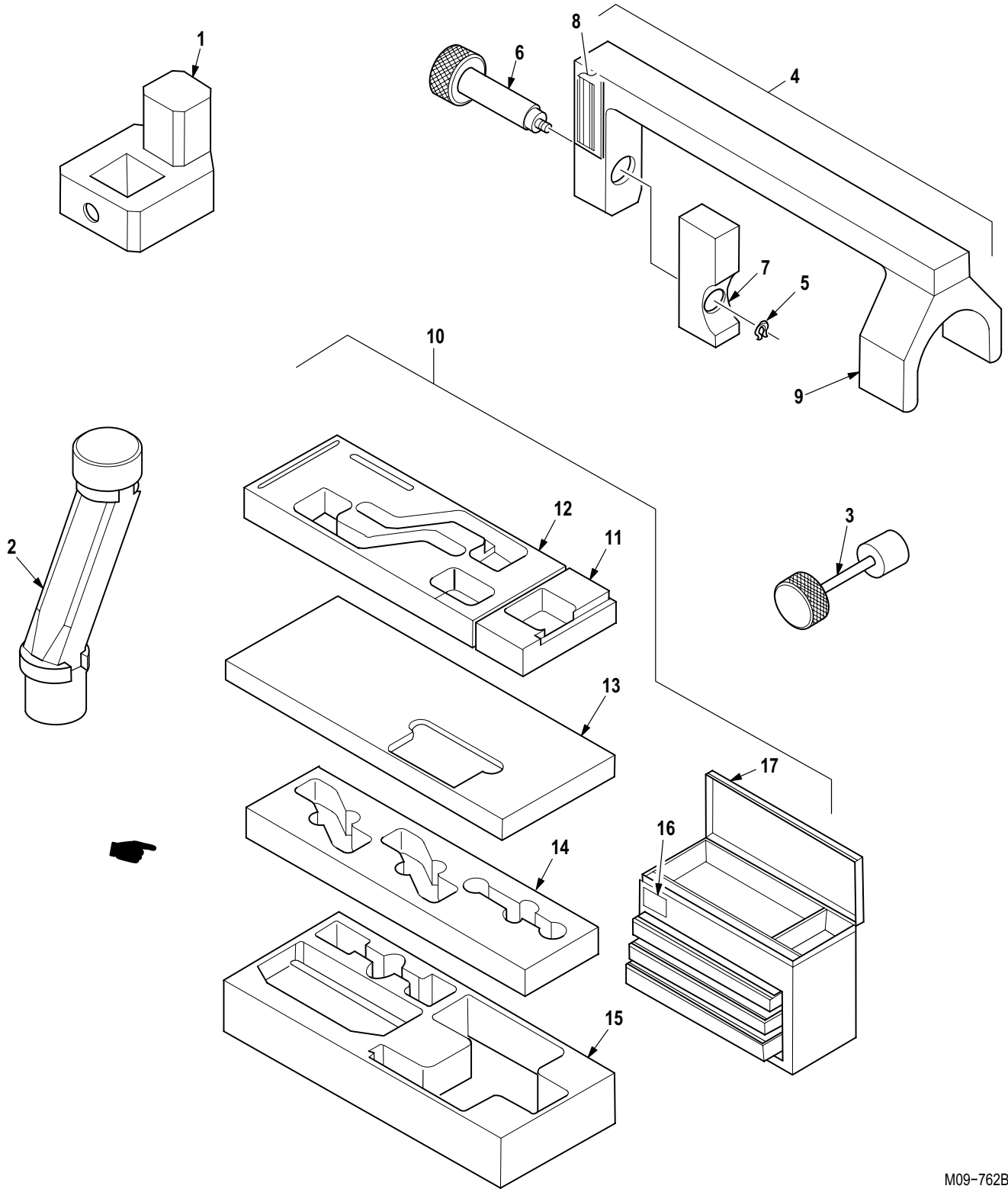
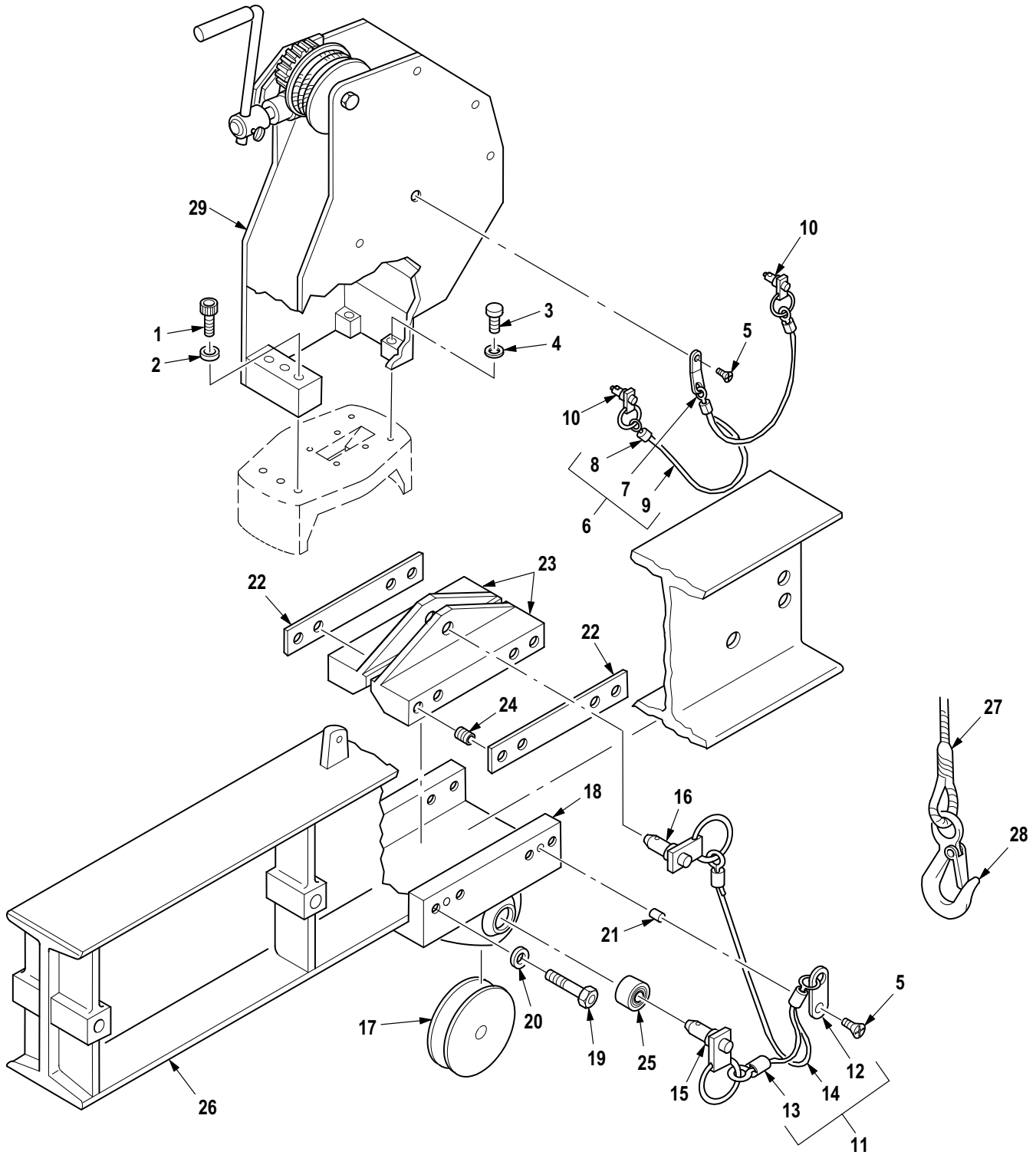


Figure 721. Group 80 Tool Kit (AVIM) (Part 2)
7-263100001-603

(1) ITEM NO.	(2) SMR CODE	(3) CAGE	(4) PART NUMBER	(5) DESCRIPTION AND USABLE ON CODE (UOC)	(6) QTY
				Group 80 Special Tools Fig. 721 Tool Kit (AVIM) (Part 2) 7-263100001-603 See Fig. 717 for NHA	
1	PBOZZ	02731	7-3621 10085	• Adapter, Torque Wren M/R Mixer Support Bolt	1
2	PBOZZ	02731	7-2631 10003-601	• Wrench, Mast Support Strut Bolt FWD	1
3	PBFZZ	02731	7-3621 10086	• Puller, Mechanical Generator Seal Retainer	1
4	XDOOO	02731	7-3621 10078	• Lock, Aircraft Groun Oleo Strut MLG	2
5	PAFZZ	96906	MS16624-4037	•• Ring, Retaining	1
6	XDFZZ	02731	7-362120042	•• Screw, Lock Assembly	1
7	XDFZZ	02731	7-362120039	•• Cap	1
8	XDOZZ	02731	HS4709-2	•• Nameplate, General, P	1
9	XAFZZ	02731	7-362120040	•• Housing Assembly	1
10	PBOOO	02731	7-2631 10011-603	• Tool Box, Portable	1
11	XDFZZ	02731	7-2631 10011-3	•• Filler, Till-In	1
12	XDFZZ	02731	7-2631 10011-13	•• Filler, Till-In	1
13	XDFZZ	02731	7-2631 10011-7	•• Filler, Top	1
14	XDFZZ	02731	7-2631 10011-15	•• Filler, Center	1
15	XDFZZ	02731	7-2631 10011-9	•• Filler, Bottom	1
16	XDFZZ	02731	HS5216-2	•• Plate, Identificatio	1
17	XDFZZ	02731	7-362120052-5	•• Box, Container	1
END OF FIGURE					



M09-788C

Figure 722. Group 80 Crane, Aircraft Mounted Maintenance (Part 1)
120000-601 (02731)

(1) ITEM NO.	(2) SMR CODE	(3) CAGE	(4) PART NUMBER	(5) DESCRIPTION AND USABLE ON CODE (UOC)	(6) QTY
				Group 80 Special Tools Fig. 722 Crane, Aircraft Mounted Maintenance (Part 1) 120000-601 (02731) See Fig. 714 for NHA	
1	PAOZZ	80205	NAS1352-7H40P	• Screw, Cap, Socket He	3
2	PAOZZ	88044	AN960-716	• Washer, Flat	3
3	PAOZZ	96906	MS51095-310	• Screw, Cap, Hexagon H	2
4	PAOZZ	88044	AN960-416	• Washer, Flat	2
5	PAOZZ	96906	MS16997-43	• Screw, Cap, Socket He	2
6	PAOOO	02731	120109	• Tether, Yoke	1
7	XDOZZ	02731	120107	•• Clip, Tether	1
8	XDOZZ	96906	MS51844-43	•• Sleeve, Swaged	3
9	XAOZZ	02731	120109-3	•• Cable, Nylon Coated	1
10	PAOZZ	96906	MS17986-848	• Pin, Quick Release	2
11	PAOOO	02731	120110	• Tether, Slider	1
12	XDOZZ	02731	120105	•• Clip, Tether	1
13	XDOZZ	96906	MS51844-43	•• Sleeve, Swaged	3
14	XAOZZ	02731	120110-3	•• Cable, Nylon Coated	1
15	PAOZZ	96906	MS17986C812	• Pin, Quick Release	1
16	PAOZZ	96906	MS17986C825	• Pin, Quick Release	1
17	XDOZZ	75535	4A	• Sheave, Cable	1
18	PBOOO	02731	120017	• Sheave, Boom BOI: 1 Auth for 10-25 Ships	1
19	PAOZZ	96906	MS16997-63	•• Screw, Cap, Socket He	8
20	PAOZZ	88044	AN960-416	•• Washer, Flat	8
21	PAOZZ	96906	MS16555-48	•• Pin, Straight, Hea	4
22	PAOZZ	8V613	120082	•• Shim, Boom Sheave	2
23	XDOOO	02731	120065	•• Side, Sheave	2
24	PAOZZ	96906	MS21209C4-20	••• Insert, Screw Thread	4
25	PAOZZ	71041	FB810-5	•• Bearing, Sleeve	2
26	XDOZZ	02731	120019	• Arm, Boom	1
27	XDOOO	02731	120083	• Tag Line	2
28	XDOZZ	02731	3949T1	•• Hook, Snap	2
29	PBOOO	02731	120103	• Yoke Assy, Elevation (See Fig. 726 for Breakdown) BOI: 1 Auth for 10-25 Ships	1
END OF FIGURE					

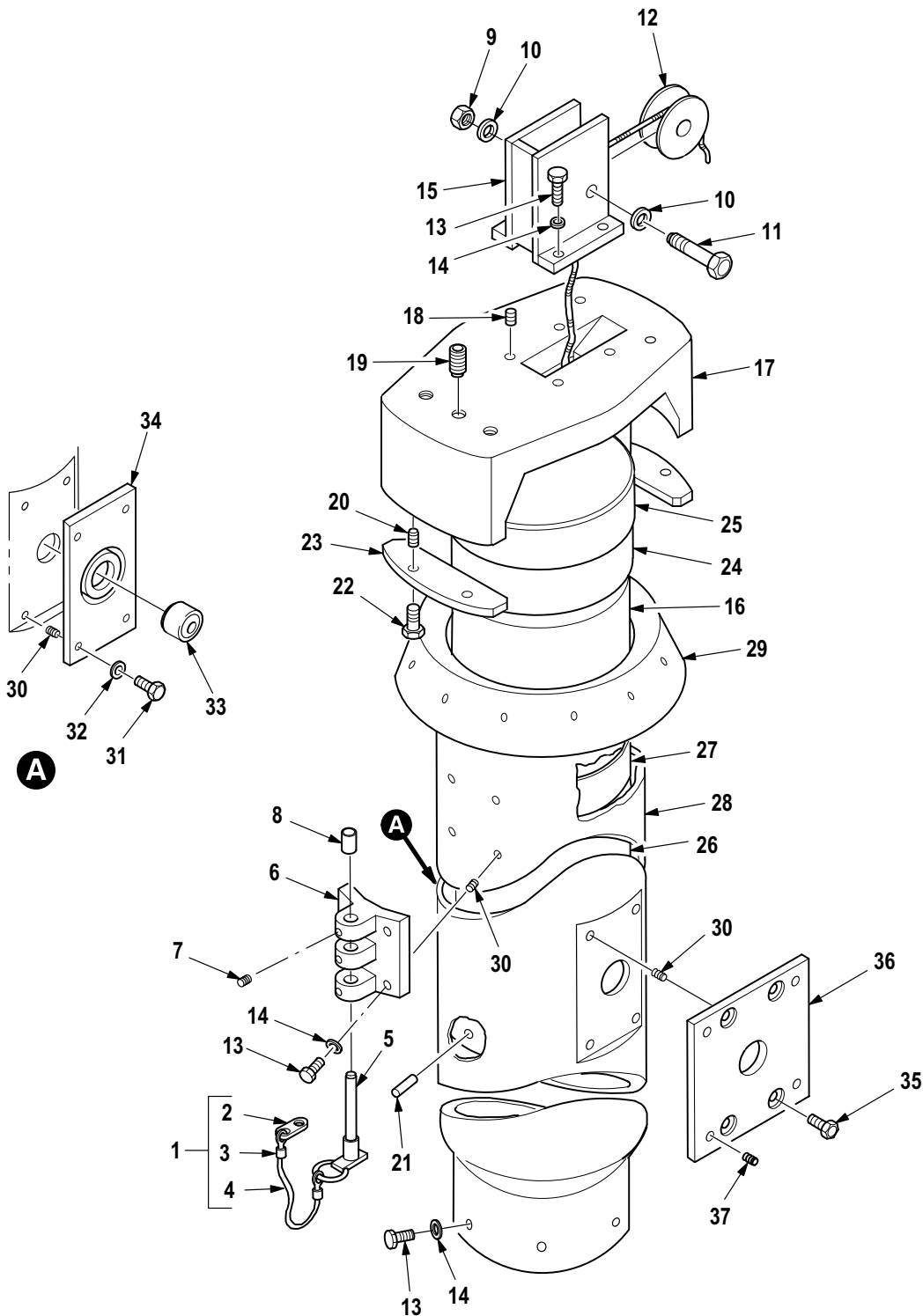


Figure 723. Group 80 Crane, Aircraft Mounted Maintenance (Part 2)
120000-601 (02731)

(1) ITEM NO.	(2) SMR CODE	(3) CAGE	(4) PART NUMBER	(5) DESCRIPTION AND USABLE ON CODE (UOC)	(6) QTY
				Group 80 Special Tools Fig. 723 Crane, Aircraft Mounted Maintenance (Part 2) 120000-601 (02731) See Fig. 714 for NHA	
1	PAOOO	02731	120108	• Tether, Tie Block	1
2	XDOZZ	02731	120106	•• Clip, Tether	1
3	XDOZZ	96906	MS51844-43	•• Sleeve, Swaged	2
4	XAOZZ	02731	120108-3	•• Cable, Nylon Coated	1
5	PAOZZ	96906	MS17986C530	• Pin, Quick Release	1
6	PBOOO	02731	120058	• Block Assy, Tie-Down BOI: 1 Auth for 10-25 Ships	1
7	PAOZZ	96906	MS51021-31	•• Setscrew	3
8	PAOZZ	02731	120057	•• Bushing, Sleeve	3
9	PAOZZ	96906	MS21045-8	• Nut, Self-Locking, He	1
10	PAOZZ	88044	AN960-816	• Washer, Flat	2
11	PAOZZ	80205	NAS1308-23	• Bolt, Shear	1
12	XDOZZ	75535	4A	• Sheave, Cable	1
13	PAOZZ	80204	B1821BH025C075N	• Screw, Cap, Hexagon H	11
14	PAOZZ	88044	AN960-416	• Washer, Flat	18
15	XDOZZ	02731	120045	• Guard, Pulley	1
16	XDOOO	02731	120064	• Yoke Extension Assy	1
17	XAOOO	02731	120015	•• Yoke Extension	1
18	PAOZZ	96906	MS122161	••• Insert, Screw Thread	6
19	PAOZZ	96906	MS122164	••• Insert, Screw Thread	3
20	PAOZZ	96906	MS21209C4-15	••• Insert, Screw Thread	4
21	PAOZZ	80205	NAS561-2-8	•• Pin, Spring	6
22	PAOZZ	96906	MS16997-59	• Screw, Cap, Socket He	4
23	XDOZZ	02731	120081	• Retainer	2
24	XDOZZ	02731	120046-7	• Bearing, Yoke	1
25	XDOZZ	02731	120046-1 1	• Fluorglas	V
26	XDOZZ	02731	120046-9	• Bearing, Yoke	1
27	XDOZZ	02731	120046-13	• Fluorglas	V
28	PBOOO	02731	120037	• Leg Assembly, Main	1
29	XAOZZ	02731	120040	•• Drum, Brake	1
30	PAOZZ	96906	MS21209C4-10	•• Insert, Screw Thread	12
31	PAOZZ	96906	MS90725-5	•• Screw, Cap, Hexagon H	4
32	PAOZZ	88044	AN960-416	•• Washer, Flat	4
33	XDOZZ	71041	35672	•• Bearing, Bronze	1
34	XDOZZ	02731	120092	•• Plate, Adapter	1
35	PAOZZ	96906	MS24667-29	•• Screw, Cap, Socket He	4
36	XDOOO	02731	120074	•• Plate, Mounting	1
37	PAOZZ	96906	MS21209C4-10	••• Insert, Screw Thread	4
END OF FIGURE					

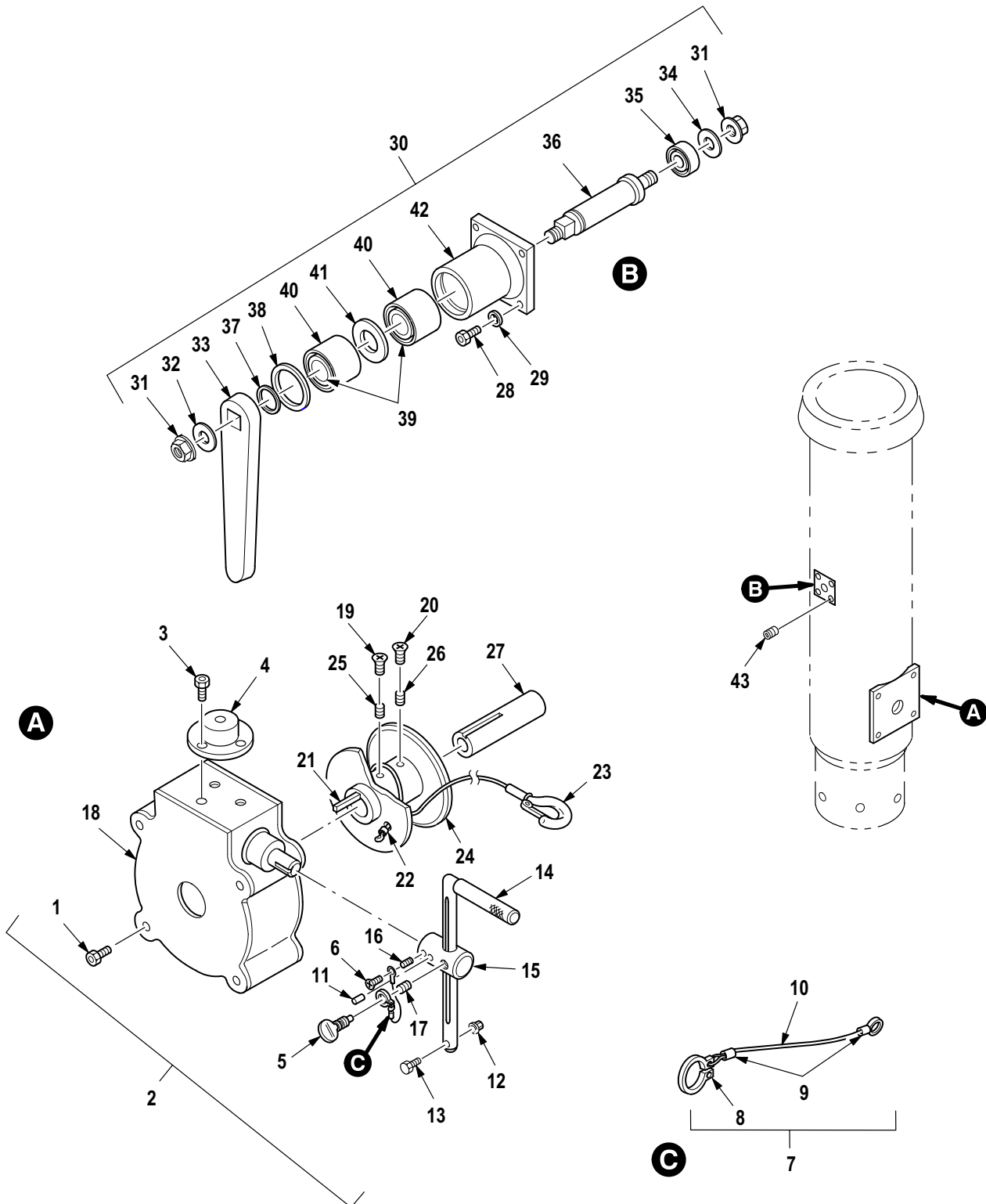


Figure 724. Group 80 Crane, Aircraft Mounted Maintenance (Part 3)
120000-601 (02731)

(1) ITEM NO.	(2) SMR CODE	(3) CAGE	(4) PART NUMBER	(5) DESCRIPTION AND USABLE ON CODE (UOC)	(6) QTY
				Group 80 Special Tools Fig. 724 Crane, Aircraft Mounted Maintenance (Part 3) 120000-601 (02731) See Fig. 714 for NHA	
1	PAOZZ	96906	MS90725-19	• Screw, Cap, Hexagon H	4
2	PBOOO	02731	120115	• Winch Assembl BOI: 1 Auth for 10-25 Ships	1
3	PAOZZ	96906	MS21295-13	•• Screw, Cap, Socket He	3
4	PAOZZ	82084	2-2001 1	•• Level, Cylindrical, C	1
5	PAOZZ	02731	120090	•• Screw, Thumb, Winch	1
6	PAOZZ	96906	MS35206-243	•• Screw, Machine	1
7	MFOFF	02731	120104	•• Wire Rope Assembly,	1
8	PAFZZ	96906	MS16624-4025	••• Ring, Retaining	1
9	PAFZZ	96906	MS51844-40	••• Swaging Sleeve, Wire	2
10	MFFZZ	02731	120104-1	••• Cable, Thether	1
11	PAOZZ	80205	NAS561C5-20	•• Pin, Spring	1
12	PAOZZ	80205	MS21042-08	•• Nut, Self-Locking, Ex	1
13	PAOZZ	96906	MS16997-35	•• Screw, Cap, Socket He	1
14	XDOZZ	02731	120088	•• Handle, Manual Contr	1
15	XDOOO	02731	120089	•• Hub, Winch	1
16	PAOZZ	96906	MS122082	••• Insert, Screw Thread	1
17	PAOZZ	96906	MS122119	••• Insert, Screw Thread	1
18	XDOZZ	02731	120087	•• Drive Unit, Angle	1
19	XDOZZ	96906	MS51963-63	• Setscrew	1
20	XDOZZ	96906	MS51963-65	• Setscrew	1
21	PAOZZ	02731	120116	• Key, Machine	1
22	XDOZZ	37581	SA110-7	• Ball End, Wire Rope	1
23	PAOZZ	02731	120062	• Wire Rope Assembly,	1
24	XDOOO	02731	120076	• Drum, Hoist	1
25	PAOZZ	96906	MS21209C4-10	•• Insert, Screw Thread	1
26	PAOZZ	96906	MS21209C4-15	•• Insert, Screw Thread	1
27	XDOZZ	02731	120075	• Hoist, Shaft	1
27	XDOZZ	02731	120087	• Drive Unit, Angle	1
28	PAOZZ	80204	B1821BH025C075N	• Screw, Cap, Hexagon H	4
29	PAOZZ	88044	AN960-416	• Washer, Flat	4
30	PBOOO	02731	120061	• Lift Mechanism, Cran BOI: 1 Auth for 10-25 Ships	1
31	PAOZZ	96906	MS21083D8	•• Nut, Self-Locking, He	2
32	PAOZZ	96906	MS27183-18	•• Washer, Flat	1
33	XDOZZ	02731	120060	•• Handle, Lift Mech	1
34	PAOZZ	88044	AN960-816	•• Washer, Flat	1
35	XDOZZ	60380	AFT8	•• Bearing	1
36	XAOZZ	02731	120059	•• Shaft, Lift Mech	1
37	PAOZZ	96906	MS16624-1 100	•• Ring, Retaining	1
38	PAOZZ	96906	MS16625-1 175	•• Ring, Retaining	1
39	XDOZZ	51588	RBC7235	•• Inner Race	2
40	XDOZZ	51588	RBCSJ7235SS	•• Bearing, Roller	2
41	PAOZZ	96906	MS21783-14344	•• Bearing, Washer, Thru	1
42	XAOZZ	02731	120054	•• Housing, Lift Mech	1
43	PAOZZ	96906	MS21209C4-10	Insert, Screw Thread	4
END OF FIGURE					

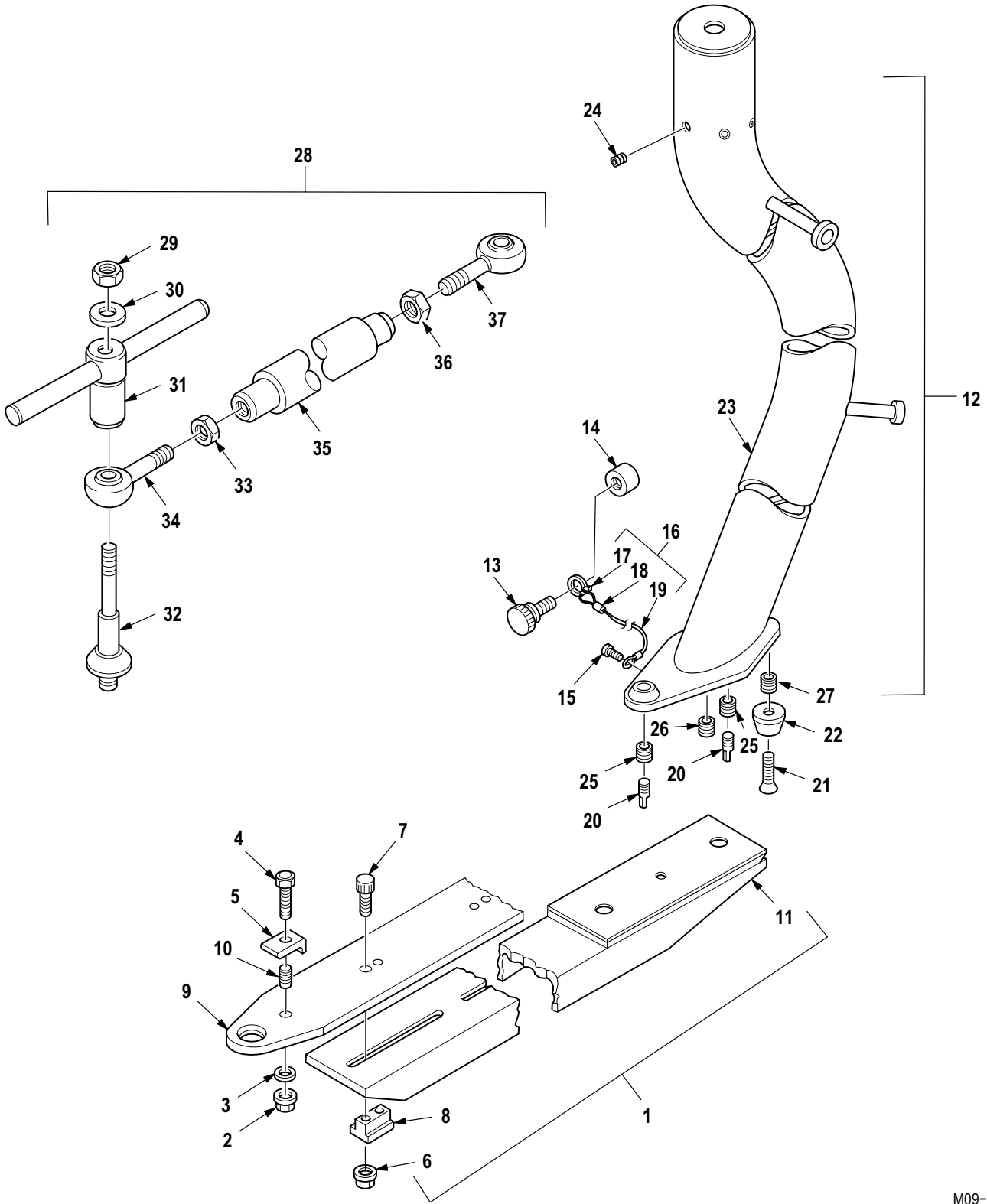
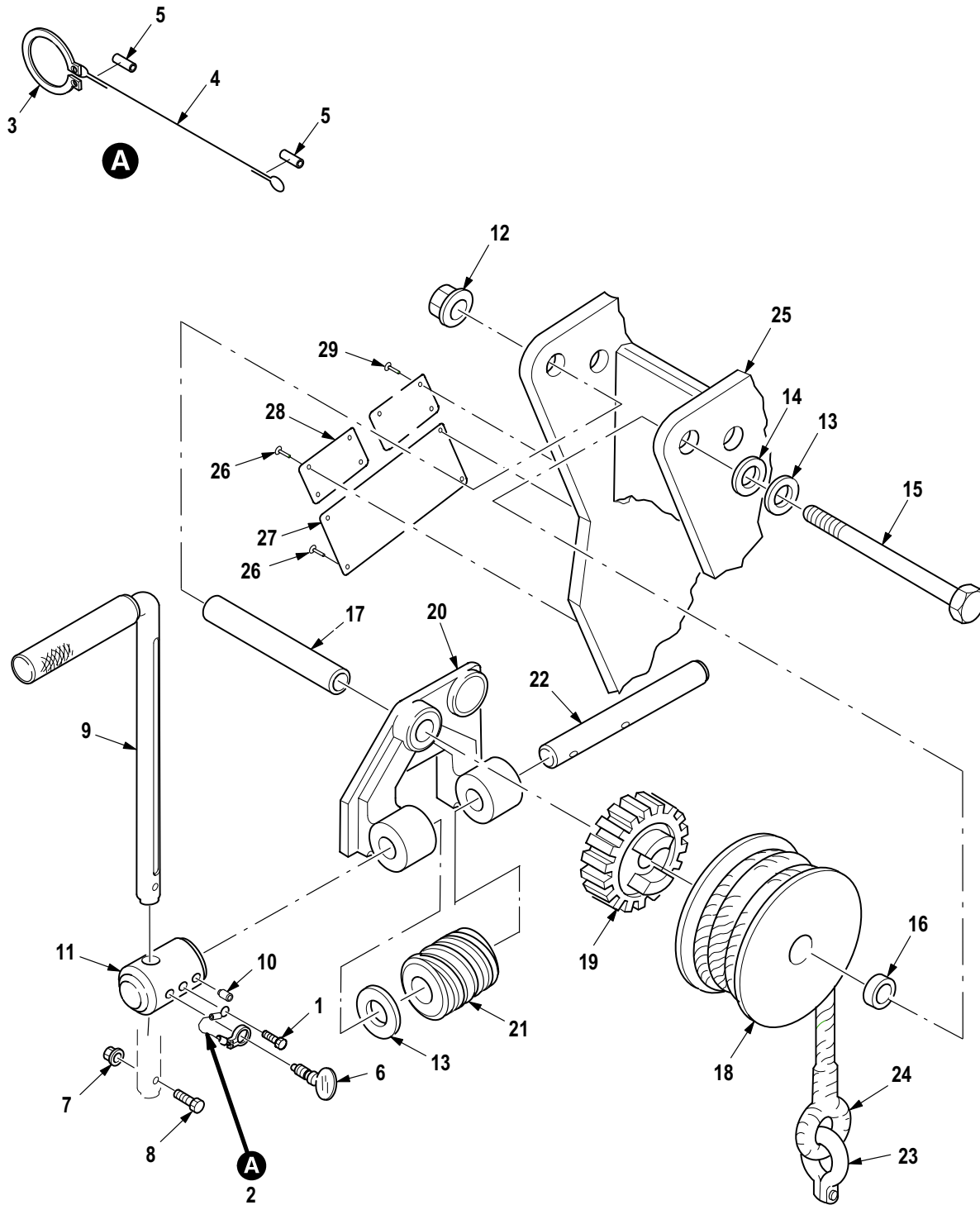


Figure 725. Group 80 Crane, Aircraft Mounted Maintenance (Part 4)
120000-601 (02731)

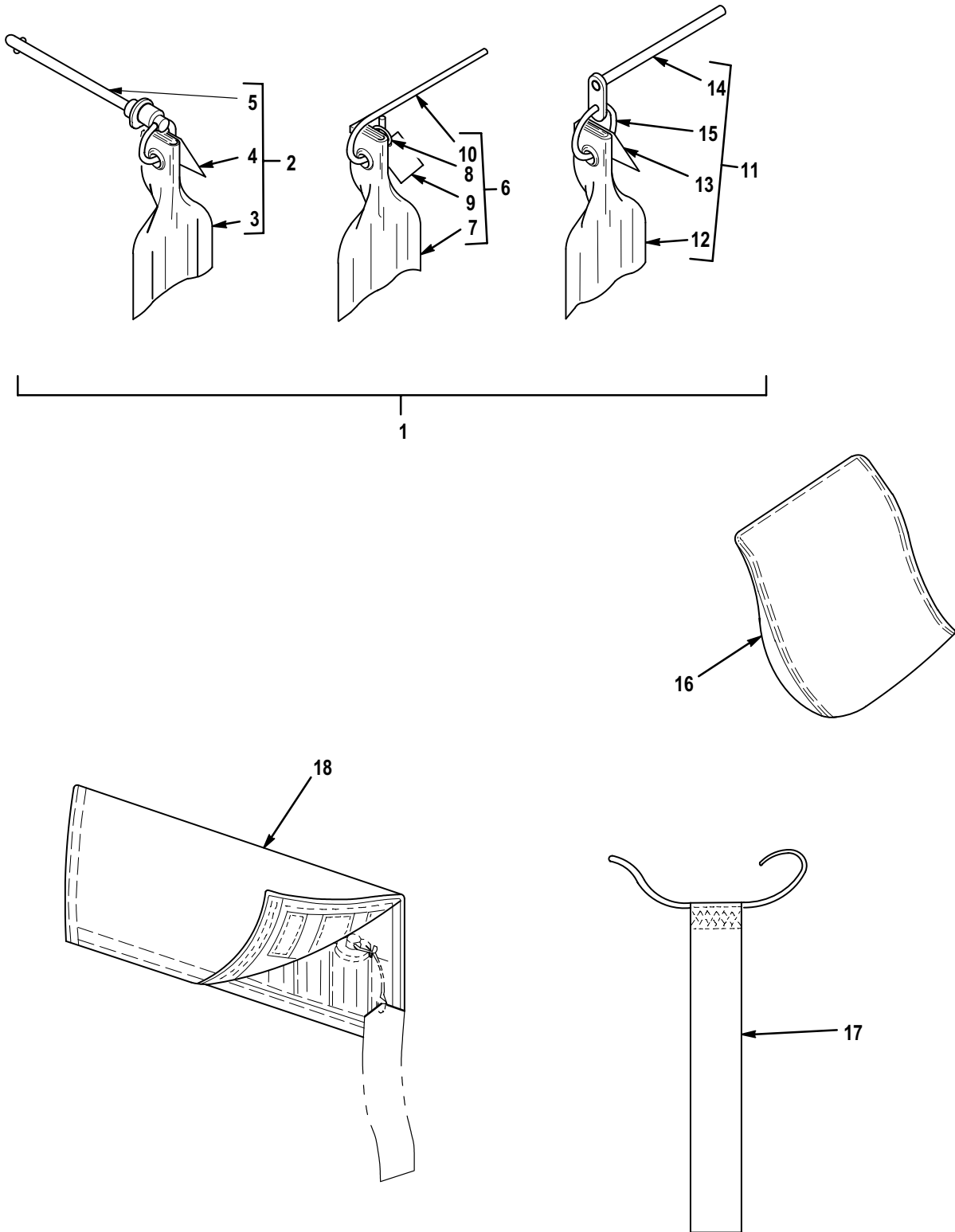
(1) ITEM NO.	(2) SMR CODE	(3) CAGE	(4) PART NUMBER	(5) DESCRIPTION AND USABLE ON CODE (UOC)	(6) QTY
				Group 80 Special Tools Fig. 725 Crane, Aircraft Mounted Maintenance (Part 4) 120000-601 (02731) See Fig. 714 for NHA	
1	PBOOO	02731	120084	• Torque Arm Assy BOI: 1 Auth for 10-25 Ships	1
2	PAOZZ	72962	21NE066	•• Nut, Self-Locking, He	1
3	PAOZZ	88044	AN960-616	•• Washer, Flat	1
4	PAOZZ	02731	120112	•• Clamp Screw	1
5	PAOZZ	02731	120003	•• Clamp, Arm Assy	1
6	PAOZZ	80205	MS21042-3	•• Nut, Self-Locking, Ex	4
7	PAOZZ	96906	MS16998-32	•• Screw, Cap, Socket He	4
8	XDOZZ	02731	120002	•• Fitting, Slide	2
9	XDOOO	02731	120001	•• Plate, End	1
10	PAOZZ	96906	MS122123	••• Insert, Screw Thread	1
11	XDOZZ	02731	120069	•• Arm, Torque	1
12	AOOOO	02731	120085-3	• Leg Assembly, Dog	1
13	XDOZZ	02731	120072-3	•• Handle, Torque	1
14	XAOZZ	02731	120094	•• Spacer, Torque Hdl	1
15	PAOZZ	96906	MS51957-27	•• Screw, Machine	1
16	MFOFF	02731	120073	•• Tether, Foot	1
17	PAFZZ	96906	MS16624-4081	••• Ring, Retaining	1
18	PAFZZ	96906	MS51844-40	••• Swaging Sleeve, Wire	2
19	MFFZZ	02731	120073-3	••• Cable, Tether	1
20	XDOZZ	02731	120068	•• Stud, Foot	2
21	PAOZZ	96906	MS24667-58	•• Screw, Cap, Socket He	1
22	XDOZZ	02731	120005	•• Cone, Foot	1
23	XDOOO	02731	120114	•• Leg, Dog	1
24	PAOZZ	96906	MS21209C4-15	••• Insert, Screw Thread	6
25	PAOZZ	96906	MS21209C8-15	••• Insert, Screw Thread	2
26	PAOZZ	96906	MS122121	••• Insert, Screw Thread	1
27	PAOZZ	96906	MS21209C6-10L	••• Insert, Screw Thread	1
28	PBOOO	02731	120053-3	• Tie Rod Assy, Crane Short BOI: 1 Auth for 10-25 Ships . .	1
28	PBOOO	02731	120053-5	• Tie Rod Assy, Crane Long BOI: 1 Auth for 10-25 Ships . .	1
29	PAOZZ	96906	MS21042-6	•• Nut, Self-Locking, Ex	1
30	PAOZZ	88044	AN960-616	•• Washer, Flat	1
31	XDOZZ	02731	120051	•• Handle, Tee	1
32	XDOZZ	02731	120052-3	•• Shaft, Tie	1
33	PAOZZ	96906	MS35691-37	•• Nut, Plain, Hexagon	1
34	XDOZZ	73134	HMX7G	•• Bearing, Spherical	1
35	XDOZZ	02731	120049-1 1	•• Rod, Tie Short	1
35	XDOZZ	02731	120049-13	•• Rod, Tie Long	1
36	PAOZZ	96906	MS35691-21	•• Nut, Plain, Hexagon	1
37	XDOZZ	73134	HMX5G	•• Bearing, Spherical	1
END OF FIGURE					



M09-789E

Figure 726. Group 80 Yoke Assembly, Elevation 120103 (02731)

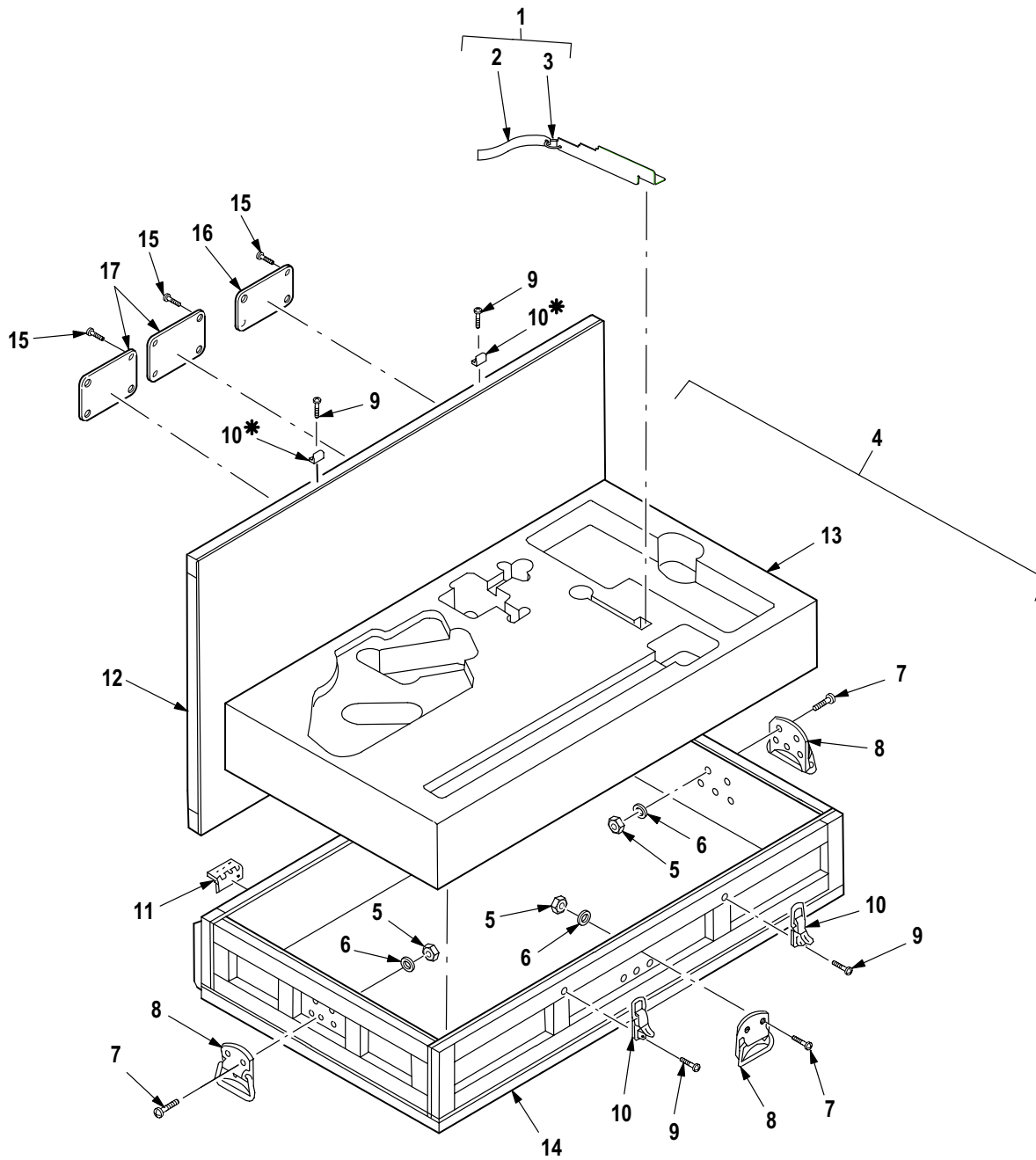
(1) ITEM NO.	(2) SMR CODE	(3) CAGE	(4) PART NUMBER	(5) DESCRIPTION AND USABLE ON CODE (UOC)	(6) QTY
				Group 80 Special Tools Fig. 726 Yoke Assembly, Elevation 120103 (02731) See Fig. 722 for NHA	
1	PAOZZ	96906	MS35206-243	• Screw, Machine	1
2	MFOFF	02731	120104	• Wire Rope Assembly,	1
3	PAFZZ	96906	MS16624-4025	•• Ring, Retaining	1
4	XAOZZ	02731	120104-1	•• Cable, Thether	1
5	PAFZZ	96906	MS51844-40	•• Swaging Sleeve, Wire	2
6	PAOZZ	02731	120090	• Screw, Thumb, Winch	1
7	PAOZZ	96906	MS21044N08	• Nut, Self-Locking, He	1
8	PAOZZ	96906	MS16997-35	• Screw, Cap, Socket He	1
9	XDOZZ	02731	120088	• Handle, Manual Contr	1
10	PAOZZ7	96906	MS171595	• Pin, Spring	1
11	XDOZZ	02731	120100	• Hub	1
12	PAOZZ	96906	MS21042-6	• Nut, Self-Locking, Ex	1
13	PAOZZ	88044	AN960C-616	• Washer, Flat	3
14	PAOZZ	80205	NAS1149C1063R	• Washer, Flat	3
15	PAOZZ	80205	NAS1306-76H	• Bolt, Shear	1
16	PAOZZ	02731	120102	• Bushing, Yoke Assy	1
17	XDOZZ	02731	120101	• Shaft, Worm Gear	1
18	XDOZZ	02731	120095	• Drum, Boom Hoist	1
19	XDOZZ	02731	120099	• Gear, Worm	1
20	XDOZZ	02731	120096	• Block, Worm	1
21	XDOZZ	02731	120097	• Worm	1
22	XDOZZ	02731	120098	• Shaft, Worm	1
23	XDOZZ	81348	RRC271	• Shackle	1
24	XDOZZ	02731	120071	• Line, Boom	1
25	XAOZZ	02731	120016	• Yoke Elevation	1
26	PAOZZ	88044	AN535-2-4	• Screw, Drive	8
27	XDOZZ	02731	120113-3	• Plate, Identificatio	1
28	XDOZZ	02731	HS5216-1	• Plate, Ident	1
29	PAOZZ	96906	MS21318-9	• Screw, Drive	4
END OF FIGURE					



M09-793F

Figure 727. Group 80 Rigging Kit, Aircraft (Part 1)
7-262100003-607

(1) ITEM NO.	(2) SMR CODE	(3) CAGE	(4) PART NUMBER	(5) DESCRIPTION AND USABLE ON CODE (UOC)	(6) QTY
				Group 80 Special Tools Fig. 727 Rigging Kit, Aircraft (Part 1) 7-262100003-607 See Fig. 714 for NHA	
1	XDOOO	02731	7-2621 10001	• Pin Set, Rigging	1
2	AOOOO	02731	7-2621 10001-1 1	•• Pin Assembly	3
2	AOOOO	02731	7-2621 10001-27	•• Pin Assembly	1
2	AOOOO	02731	7-2621 10001-3	•• Pin Assembly	4
2	AOOOO	02731	7-2621 10001-5	•• Pin Assembly	1
2	AOOOO	02731	7-2621 10001-7	•• Pin Assembly	2
2	AOOOO	02731	7-2621 10001-9	•• Pin Assembly	14
3	PAOZZ	80205	NAS1756-12	••• Streamer, Warning	1
4	XDOZZ	02731	HS5333-1000	••• Plate, Ident	1
5	PAOZZ	96906	MS17990C310	••• Pin, Quick Release (U/O P/N 7-262110001-27)	1
5	PAOZZ	96906	MS17990C315	••• Pin, Quick Release (U/O P/N 7-262110001-9)	1
5	PAOZZ	96906	MS17990C320	••• Pin, Quick Release (U/O P/N 7-262110001-7)	1
5	PAOZZ	96906	MS17990C330	••• Pin, Quick Release (U/O P/N 7-262110001-5)	1
5	PAOZZ	96906	MS17990C340	••• Pin, Quick Release (U/O P/N 7-262110001-3)	1
5	PAOZZ	96906	MS17990C350	••• Pin, Quick Release (U/O P/N 7-262110001-1 1)	1
6	AOOOO	02731	7-2621 10001-13	•• Pin Assembly	2
7	PAOZZ	80205	NAS1756-12	••• Streamer, Warning	1
8	XAOZZ	02731	7-2621 10001-25	••• Ring	1
9	XDOZZ	02731	HS5333-1000	••• Plate, Ident	1
10	XDOZZ	02731	7-2621 10001-15	••• Pin	1
11	AOOOO	02731	7-2621 10001-17	•• Pin Assembly	1
12	PAOZZ	80205	NAS1756-12	••• Streamer, Warning	1
13	XAOZZ	02731	HS5333-1000	••• Plate, Ident	1
14	XAOZZ	02731	7-2621 10001-19	••• Pin Weldment	1
15	XAOZZ	02731	7-2621 10001-25	••• Ring	1
16	XDOZZ	02731	7-2621 10041	• Cover Assembly Cyclic Stick	2
17	XDOZZ	02731	7-2621 10042	• Flag Assembly Coll Stick	2
18	XDOZZ	02731	7-2621 10051-13	• Pouch Rigging Pins	1
END OF FIGURE					

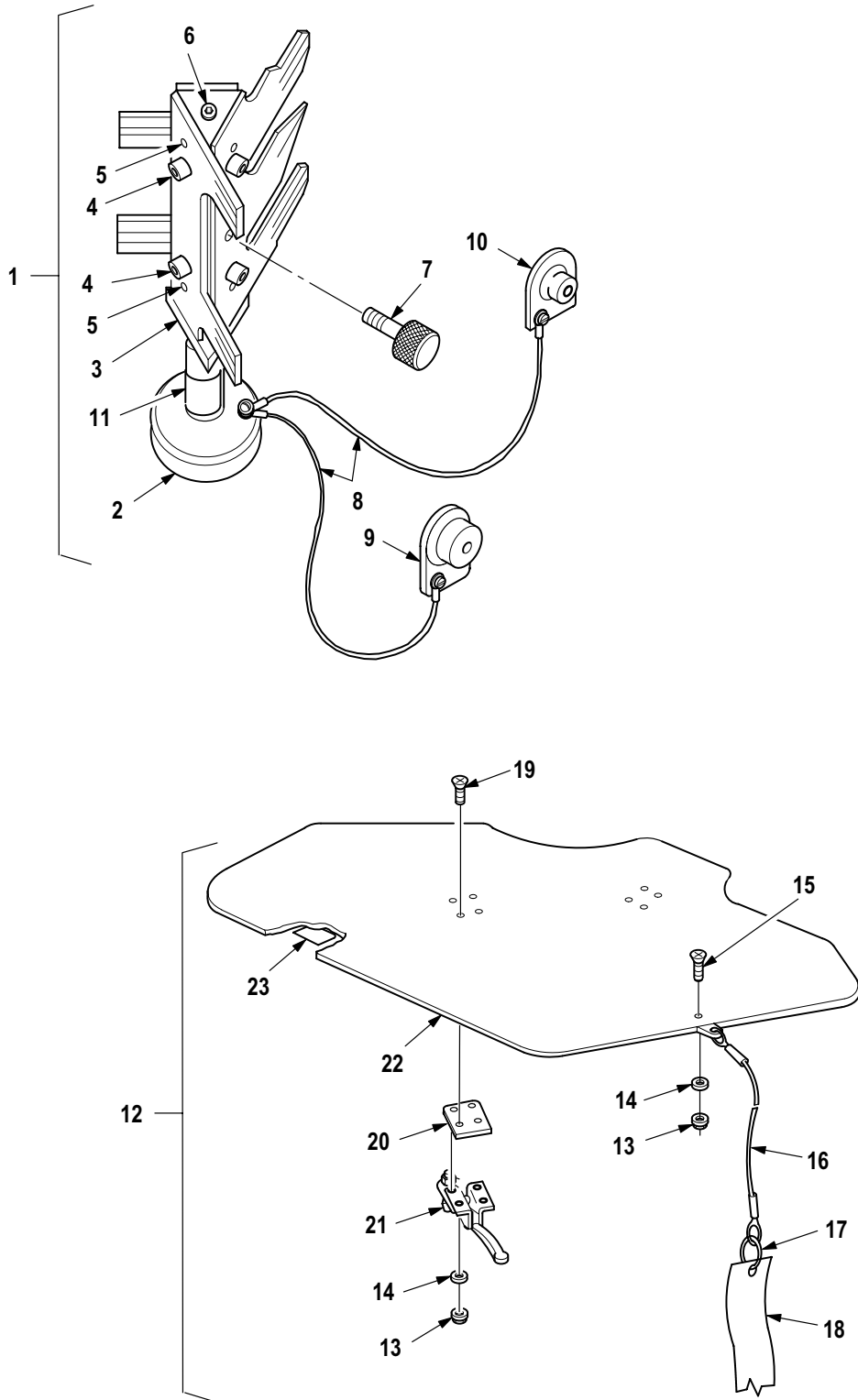


* SUPPLIED WITH ATTACHED ITEM

M09-794E

Figure 728. Group 80 Rigging Kit, Aircraft (Part 2)
7-262100003-607

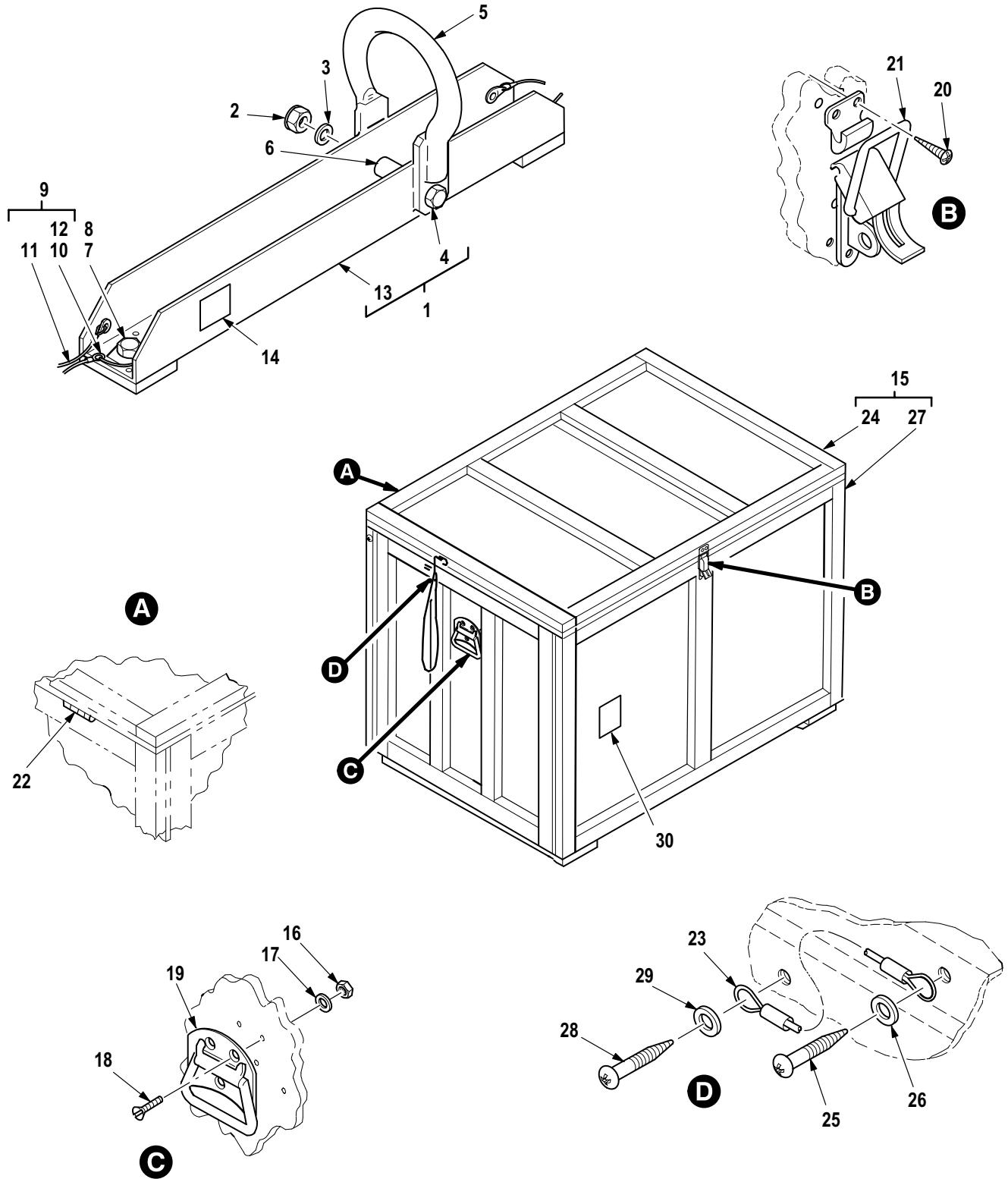
(1) ITEM NO.	(2) SMR CODE	(3) CAGE	(4) PART NUMBER	(5) DESCRIPTION AND USABLE ON CODE (UOC)	(6) QTY
				Group 80 Special Tools Fig. 728 Rigging Kit, Aircraft (Part 2) 7-262100003-607 See Fig. 714 for NHA	
1	XDOOO	02731	7-2621 10057-607	• Modification Kit, Ai	1
2	PAOZZ	80205	NAS1756-12	•• Streamer, Warning	1
3	PAOZZ	81349	M27426-1 110D	•• Ring, Retaining	1
4	XDOOO	02731	7-2621 10003-603	• Container, Rngng Kit	1
5	PAOZZ	96906	MS21044C3	•• Nut, Self-Locking, He	15
6	PAOZZ	88044	AN970-3	•• Washer, Flat	15
7	PAOZZ	96906	MS51960-68	•• Screw, Machine	15
8	PAOZZ	96906	MS35791-1	•• Handle, Bail	3
9	PAOZZ	96906	MS35493-53	•• Screw, Wood	8
10	XDOZZ	02731	HS5397-0001	•• Catch, Clamping	2
11	PAOZZ	96906	MS27968-4	•• Hinge, Butt	3
12	XDOZZ	02731	7-2621 10003-5	•• Lid Assembly	1
13	XDOZZ	02731	7-2621 10003-33	•• Filler	1
14	XAOZZ	02731	7-2621 10003-3	•• Shell Assembly	1
15	PAOZZ	96906	MS35495-2	• Screw, Wood	12
16	XDOZZ	02731	HS5572-0001	• Plate, Assembly Comp	1
17	XDOZZ	02731	HS5216-2	• Plate, Identificatio	2
END OF FIGURE					



M09-795C

Figure 729. Group 80 Rigging Kit, Aircraft (Part 3)
7-262100003-607

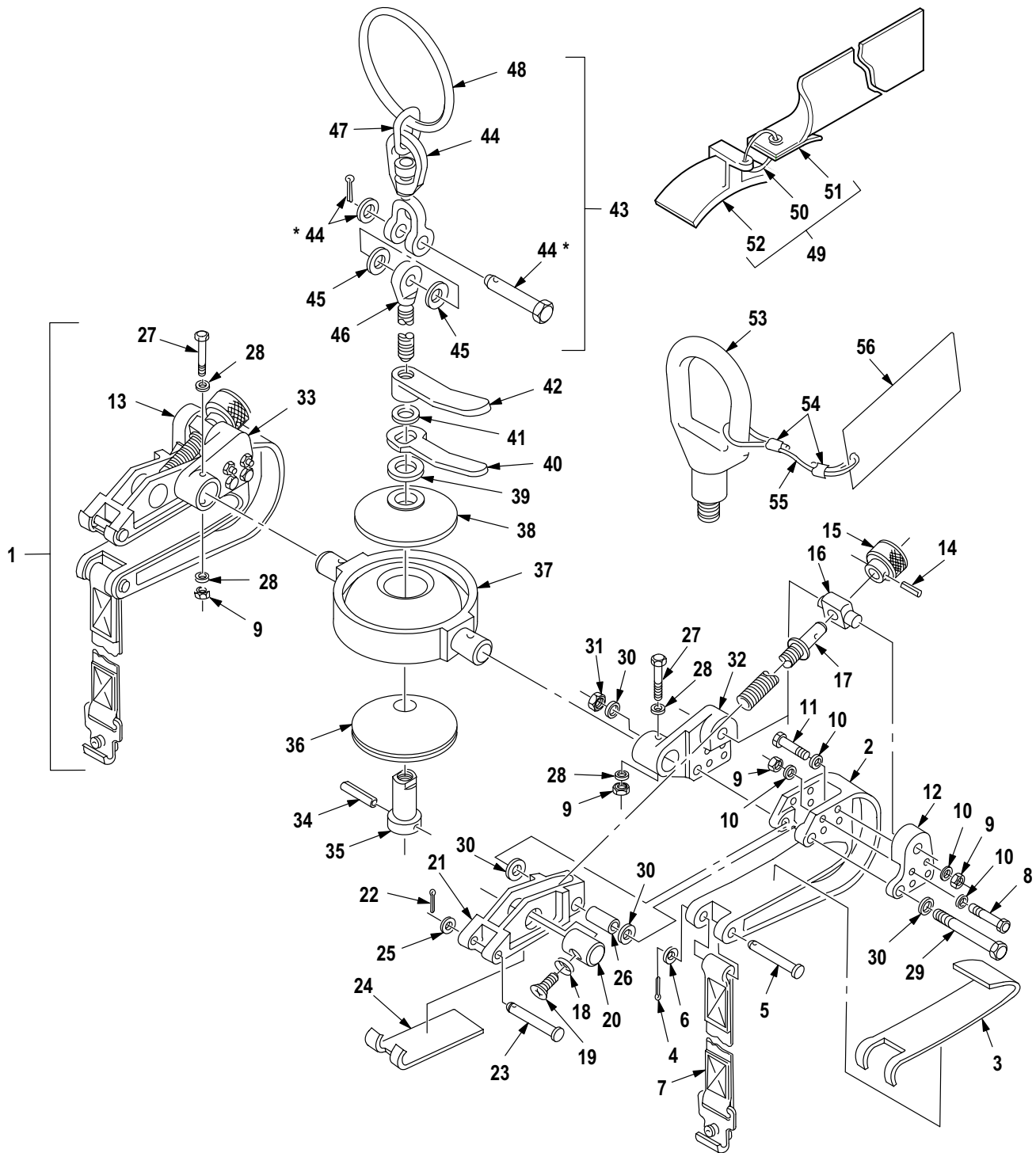
(1) ITEM NO.	(2) SMR CODE	(3) CAGE	(4) PART NUMBER	(5) DESCRIPTION AND USABLE ON CODE (UOC)	(6) QTY
				Group 80 Special Tools Fig. 729 Rigging Kit, Aircraft (Part 3) 7-262100003-607 See Fig. 714 for NHA	
1	XDOFF	02731	7-3621 10053	• Fixture, Rigging	1
2	XDOFF	02731	7-3621 10053-3	•• Kit, Rigging	1
3	XDFFF	02731	7-3621 10053-13	••• Pointer Assembly	1
4	PAFZZ	96906	MS16995-47	•••• Screw, Cap, Socket He	6
5	PAFZZ	96906	MS9390-290	•••• Pin, Straight, Headle	6
6	PAFZZ	80205	NAS1081C8A6	••• Setscrew	1
7	PAFZZ	99862	CL-23512	••• Thumbscrew	1
8	PAFZZ	99862	CL-63-KA-12	••• Wire Rope Assembly,	2
9	XDFZZ	02731	7-3621 10053-25	•• Locator Assembly	1
10	XDFZZ	02731	7-3621 10053-27	•• Locator Assembly	1
11	XDOZZ	02731	HS4709-2	•• Nameplate, General, P	1
12	XDOOO	02731	7-2621 10052-603	• Plate, Rgng	1
13	XDOZZ	80205	MS21042L3	•• Nut, Self-Locking, Ex	9
14	PAOZZ	59875	TX90790-34	•• Washer, Flat	9
15	XDOZZ	02731	HS4727-3-4	•• Screw, Machine	1
16	PAOZZ	02731	HS4494-4800	•• Wire Rope Assembly,	1
17	XDOZZ	02731	HS4954-01	•• Ring, Connecting, Rou	1
18	XDOZZ	80205	NAS1756-24	•• Streamer, Warning	1
19	XDOZZ	02731	HS4727-3-9	•• Screw, Close Toleran	8
20	XDOZZ	02731	7-2621 10052-5	•• Spacer	2
21	XDOZZ	02731	HS5082-0001	•• Clamp, Rim Clenching	2
22	XAOZZ	02731	7-2621 10052-7	•• Plate	1
23	XDOZZ	02731	HS5216-2	•• Plate, Identificatio	1
END OF FIGURE					



M09-796F

Figure 730. Group 80 Kit, Sling Set (Part 1) 7-262100005-607

(1) ITEM NO.	(2) SMR CODE	(3) CAGE	(4) PART NUMBER	(5) DESCRIPTION AND USABLE ON CODE (UOC)	(6) QTY
				Group 80 Special Tools Fig. 730 Kit, Sling Set (Part 1) 7-262100005-607 See Fig. 714 for NHA	
1	XDOOO	02731	7-2621 10007	• Support, Structural	1
2	PAOZZ	96906	MS21042-5	•• Nut, Self-Locking, Ex	1
3	PAOZZ	88044	AN960-516L	•• Washer, Flat	1
4	PAOZZ	80205	NAS1305-38	•• Bolt, Shear	1
5	XDOZZ	02731	7-2621 10007-3	•• Shackle Assembly	1
6	PAOZZ	80205	NAS43HT5-137	•• Spacer, Sleeve	1
7	PAOZZ	80205	NAS566-39	•• Bolt, Machine	2
8	PAOZZ	02731	HS4497-6	•• Push On Nut	2
9	XDOOO	02731	7-2621 10007-19	•• Lanyard Assembly	2
10	PAOZZ	02731	7-2621 10007-11	••• Clip, Sling	1
11	XAOZZ	02731	7-2621 10007-17	••• Lanyard	1
12	PAOZZ	96906	MS51844-62	••• Swaging Sleeve, Wire	1
13	XDOZZ	02731	7-2621 10007-13	•• Beam Assy	1
14	XDOZZ	02731	HS4709-2	•• Nameplate, General, P	1
15	PBOOO	02731	7-2621 10060	• Shipping and Storang	1
16	PAOZZ	96906	MS21044C3	•• Nut, Self-Locking, He	10
17	PAOZZ	88044	AN970-3	•• Washer, Flat	10
18	PAOZZ	96906	MS51960-68	•• Screw, Machine	10
19	PAOZZ	96906	MS35791-1	•• Handle, Bail	2
20	PAOZZ	96906	MS35493-53	•• Screw, Wood	4
21	XDOZZ	02731	HS5397-0001	•• Catch, Clamping	1
22	PAOZZ	96906	MS27968-4	•• Hinge, Butt	3
23	PAOZZ	84256	55152-1800	•• Lanyard Assembly, Tr	2
24	XAOZZ	02731	7-2621 10060-5	•• Lid Assembly	1
25	PAOZZ	96906	MS35493-53	••• Screw, Wood	2
26	PAOZZ	88044	AN970-3	••• Washer, Flat	2
27	XAOZZ	02731	7-2621 10060-3	•• Shell Assembly, Box	1
28	PAOZZ	96906	MS35493-53	••• Screw, Wood	2
29	PAOZZ	88044	AN970-3	••• Washer, Flat	2
30	XDOZZ	02731	HS5216-2	•• Plate, Identificatio	1
END OF FIGURE					



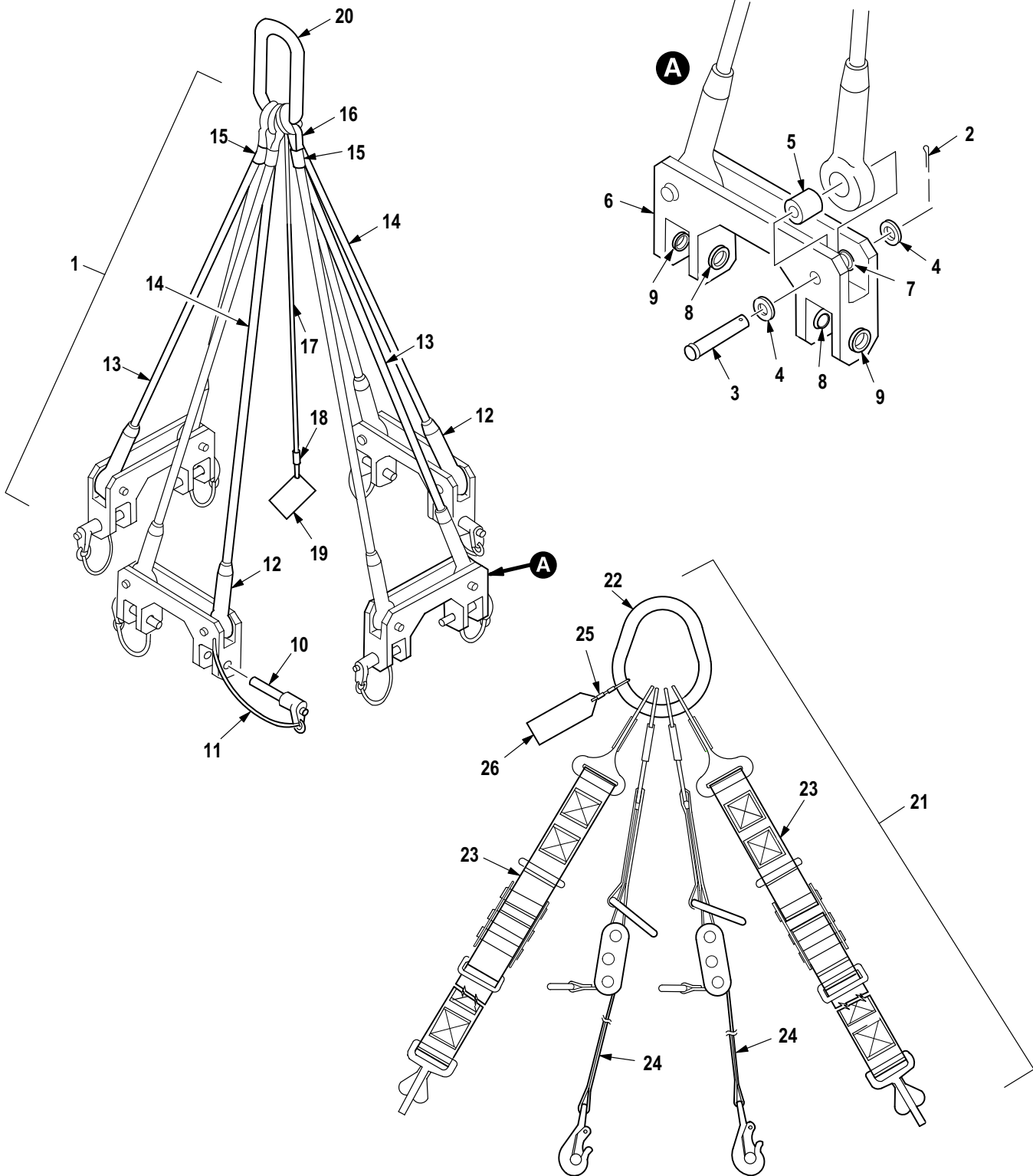
* SUPPLIED WITH ATTACHED ITEM

M09-797E

Figure 731. Group 80 Kit, Sling Set (Part 2)
7-262100005-607

(1) ITEM NO.	(2) SMR CODE	(3) CAGE	(4) PART NUMBER	(5) DESCRIPTION AND USABLE ON CODE (UOC)	(6) QTY
				Group 80 Special Tools Fig. 731 Kit, Sling Set (Part 2) 7-262100005-607 See Fig. 714 for NHA	
1	PBOFF	02731	7-3621 10216	• Sling Assy Main Rot	1
2	XDFFF	02731	7-362120169	•• Lower Beam M/R Slin	2
3	XAFZZ	02731	7-362120169-5	••• Pad	1
4	PAFZZ	96906	MS24665-300	••• Pin, Cotter	1
5	PAFZZ	96906	MS20392-5C101	••• Pin, Straight, Headed	1
6	PAFZZ	88044	AN960C-616	••• Washer, Flat	1
7	PAOZZ	02731	7-362120176	•• Strap, Webbing	1
8	PAOZZ	80205	NAS6604-27	•• Bolt, Shear	8
9	PAOZZ	80205	MS21044C4	•• Nut, Self-Locking, He	18
10	PAOZZ	88044	AN960C416L	•• Washer, Flat	32
11	PAOZZ	80205	NAS6604-14	•• Bolt, Shear	8
12	XDFZZ	02731	7-362120171-3	•• Trunnion Support	1
13	XDFZZ	02731	7-362120171-4	•• Trunnion Support	1
14	PAOZZ	96906	MS16562-238	•• Pin, Spring	2
15	PAOZZ	02731	7-362120173-9	•• Knob	2
16	PAFZZ	02731	7-362120173-7	•• Pin, Shoulder, Headle	1
17	PAOZZ	02731	7-362120173-1 1	•• Rod End, Threaded	2
18	PAOZZ	02731	7-362120173-13	•• Stop Assembly, Sling	2
19	PAOZZ	80205	NAS1102E6-18	••• Screw, Machine	1
20	PAOZZ	02731	7-362120173-5	•• Nut, Plain, Barrel	2
21	XDFFF	02731	7-362120170	•• Pad Assembly	2
22	PAFZZ	96906	MS24665-300	••• Pin, Cotter	1
23	PAFZZ	96906	MS20392-5C101	••• Pin, Straight, Headed	1
24	XDFZZ	02731	7-362120170-5	••• Rubber Strip	1
25	PAFZZ	88044	AN960C-616	••• Washer, Flat	1
26	XAFZZ	02731	HS610SL6280-502T1 375	••• Bushing	1
27	PAOZZ	80205	NAS6604-36	•• Bolt, Shear	2
28	PAOZZ	88044	AN960-416	•• Washer, Flat	4
29	PAOZZ	80205	NAS1308-70	•• Bolt, Shear	2
30	PAOZZ	80205	NAS1149C0863R	•• Washer, Flat	4
31	PAOZZ	96906	MS21044C8	•• Nut, Self-Locking, He	2
32	XDFZZ	02731	7-362120172-3	•• Standoff	1
33	XDFZZ	02731	7-362120172-4	•• Standoff	1
34	PAOZZ	96906	MS16562-256	•• Pin, Spring	1
35	PAOZZ	02731	7-362120173-21	•• Nut, Sleeve	1
36	XDFZZ	02731	7-362120175	•• Bearing	1
37	XDOZZ	02731	7-362130008	•• Position Beam	1
38	XDOZZ	02731	7-362120174	•• Retainer	1
39	PAOZZ	88044	AN960C1616	•• Washer, Flat	1
40	XDOZZ	02731	7-362120173-23	•• Torque Handle	1
41	PAOZZ	80205	NAS1149C1063R	•• Washer, Flat	1
42	XDOZZ	02731	7-362120173-25	•• Clamp Handle	1
43	XDOOO	02731	7-362120173-3	•• Ring Assembly	1
44	XDOZZ	02731	HS9017-100	••• Swivel, Eye and Jaw	1
45	PAOZZ	96906	MS15795-820	••• Washer, Flat	2
46	PAOZZ	02731	7-362120173-27	••• Bolt, Eye	1
47	XDOZZ	02731	HS9016-100	••• Link, Chain, Connecti	1

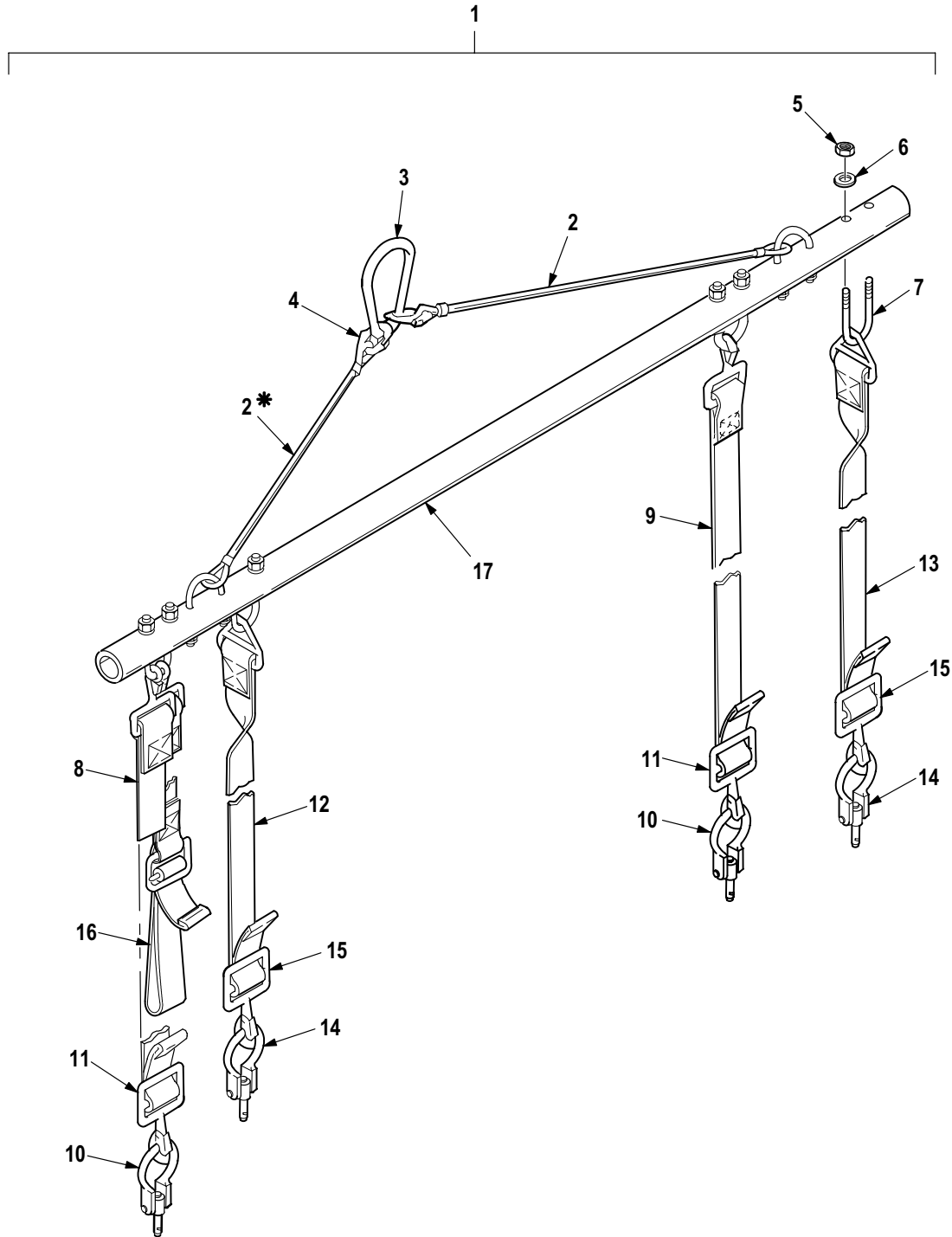
(1) ITEM NO.	(2) SMR CODE	(3) CAGE	(4) PART NUMBER	(5) DESCRIPTION AND USABLE ON CODE (UOC)	(6) QTY
48	XDOZZ	02731	7-362120173-19	••• Ring Assembly, Sling	1
49	PAOOO	02731	7-2621 10074	• Wedge Assembly, Droo M/R	4
50	XDOZZ	02731	HS4954-01	•• Ring, Connecting, Rou	1
51	PAOZZ	80205	NAS1756-24	•• Streamer, Warning	1
52	XDOZZ	02731	HS4709-2	•• Nameplate, General, P	1
53	PBOOO	02731	7-2621 10020	• Bolt, Eye	1
54	PAOZZ	96906	MS51844-62	•• Swaging Sleeve, Wire	2
55	MFOZZ	02731	7-2621 10020-3	•• Wire Rope	1
56	XDOZZ	02731	HS5333-1000	•• Plate, Ident	1
END OF FIGURE					



M09-798C

Figure 732. Group 80 Kit, Sling Set (Part 3)
7-262100005-607

(1) ITEM NO.	(2) SMR CODE	(3) CAGE	(4) PART NUMBER	(5) DESCRIPTION AND USABLE ON CODE (UOC)	(6) QTY
				Group 80 Special Tools Fig. 732 Kit, Sling Set (Part 3) 7-262100005-607 See Fig. 714 for NHA	
1	XDOOO	02731	7-2621 10009-601	• Sling Assy, Air Vehi BOI: 1 Auth for 10-25 Ships	1
2	PAOZZ	96906	MS24665-298	•• Pin, Cotter	8
3	PAOZZ	96906	MS20392-7C65	•• Pin, Straight, Headed	8
4	PAOZZ	88044	AN960C816L	•• Washer, Flat	16
5	XAOZZ	02731	HS610SP10730R507- 875M	•• Bushing, Plain	8
6	PAOOO	02731	7-262120032	•• Fitting, Sling Assy	4
7	XAOZZ	02731	HS4115C8-24	••• Bushing	4
8	XAOZZ	02731	HS4115C9-32	••• Bushing	2
9	XAOZZ	02731	HS4115C9-26	••• Bushing	2
10	PAOZZ	80205	NAS1339A5C24F	••• Pin, Quick Release	2
11	PAOZZ	02731	HS5198-4006	••• Wire Rope Assembly	2
12	XAOZZ	02731	7-362120051	•• Socket, Closed	8
13	XAOZZ	02731	7-2621 10009-3	•• Cable	2
14	XAOZZ	02731	7-2621 10009-5	•• Cable	2
15	PAOZZ	96906	MS51844-92	•• Swaging Sleeve, Wire	4
16	XAOZZ	02731	HS5220-1500	•• Thimble, Rope	4
17	MOOZZ	02731	7-2621 10009-7	•• Wire Rope Assembly,	1
18	XAOZZ	96906	MS51844-62	•• Swaging Sleeve, Wire	2
19	XDOZZ	02731	HS5216-1	•• Plate, Ident	1
20	XAOZZ	02731	7-362120050	•• Link Assy, Master	1
21	PAOOO	02731	7-2621 10010	• Sling, Universal, Rot BOI: 1 Auth for 10-25 Ships	1
22	XDOZZ	98313	FD5844-1	•• Apex, Sling, Hoisting	1
23	PBOZZ	98313	FDC5845-3	•• Leg Assembly, Sling	2
24	PBOZZ	98313	FDC5845-4	•• Leg Assembly, Sling	2
25	XDOZZ	98313	FDA7354-1	•• Cable Assy	1
26	XDOZZ	98313	FD7356-3	•• Plate, Ident	1
END OF FIGURE					

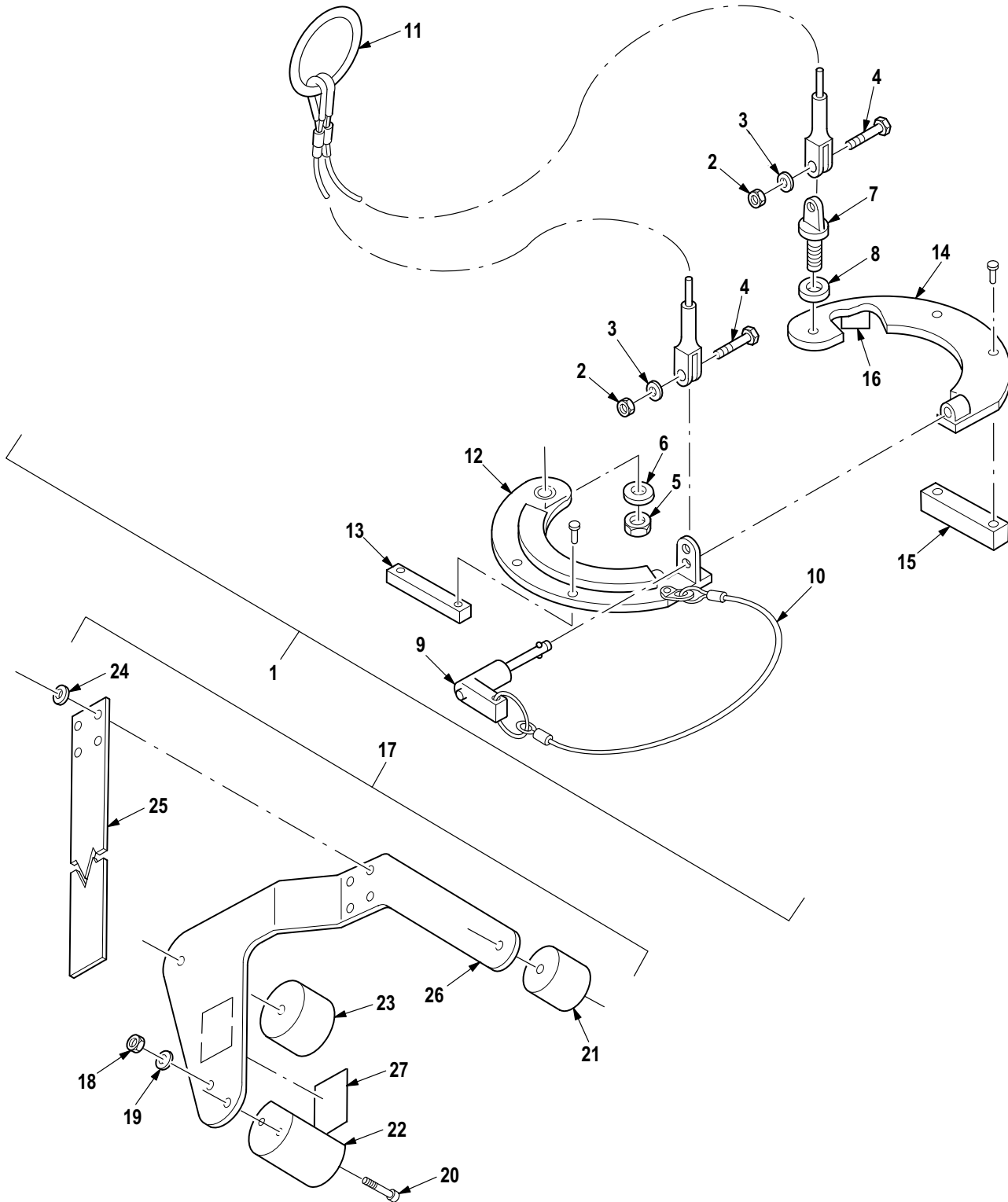


* SUPPLIED WITH ATTACHED ITEM

M09-1174E

Figure 733. Group 80 Kit, Sling Set (Part 4)
7-262100005-607

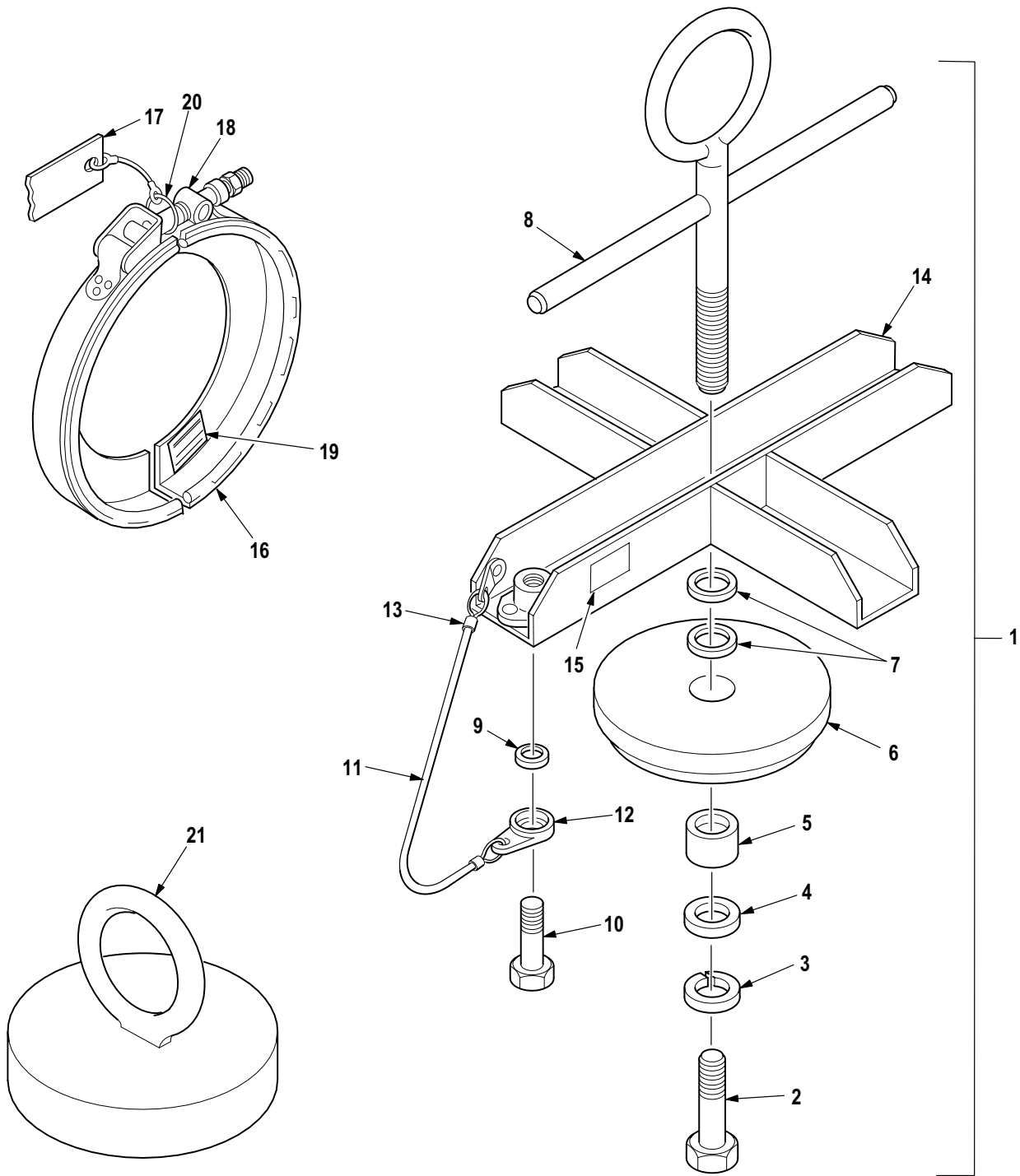
(1) ITEM NO.	(2) SMR CODE	(3) CAGE	(4) PART NUMBER	(5) DESCRIPTION AND USABLE ON CODE (UOC)	(6) QTY
				Group 80 Special Tools Fig. 733 Kit, Sling Set (Part 4) 7-262100005-607 See Fig. 714 for NHA	
1	PAOFF	02731	7-267310016-603	• Sling, Aircraft Main	1
2	PAFFF	02731	7-267310016-45	•• Wire Rope Assembly	1
3	PAFZZ	80205	NAS1049-8	••• Link, Chain, End	1
4	PAFZZ	75535	A336-1/4	••• Link, Chain, Detachab	2
5	PAOZZ	96906	MS21042-6	•• Nut, Self-Locking, Ex	12
6	PAOZZ	88044	AN960C-616	•• Washer, Flat	12
7	PAOZZ	80205	NAS3106C10-22	•• Bolt, U	6
8	PAFFF	02731	7-267310016-47	•• Strap, Webbing	1
9	PAFZZ	02731	7-267310016-51	•• Strap, Webbing	1
10	PAOZZ	02731	7-367312015-601	••• Pin, Quick Release	1
11	PAOZZ	02731	7-36731 1041	••• Snap Hook	1
12	PAFFF	02731	7-267310016-49	•• Strap, Webbing	1
13	PAFZZ	02731	7-267310016-53	•• Strap, Webbing	1
14	PAOZZ	02731	7-367312015-601	••• Pin, Quick Release	1
15	PAOZZ	02731	7-36731 1041	••• Snap Hook	1
16	PAOZZ	02731	7-267310016-31	•• Strap Assembly, Vert	1
17	XDFZZ	02731	7-267310016-29	•• Support, Structural	1
END OF FIGURE					



M09-799E

Figure 734. Group 80 Kit, Sling Set (Part 5)
7-262100005-607

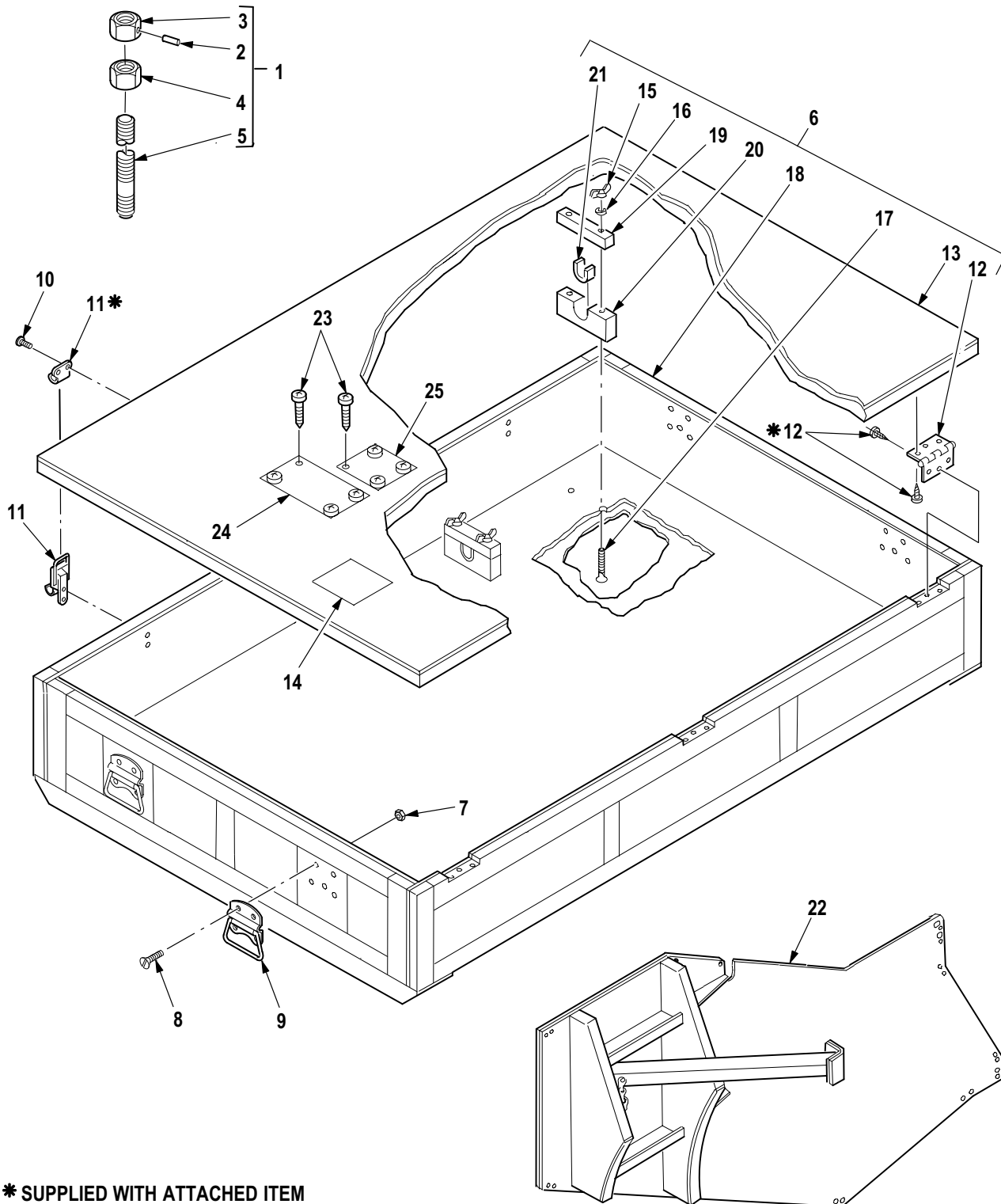
(1) ITEM NO.	(2) SMR CODE	(3) CAGE	(4) PART NUMBER	(5) DESCRIPTION AND USABLE ON CODE (UOC)	(6) QTY
				Group 80 Special Tools Fig. 734 Kit, Sling Set (Part 5) 7-262100005-607 See Fig. 714 for NHA	
1	XDOOO	02731	7-2621 10016	• Sling Assy, Main Rot Driveshaft	1
2	PAOZZ	96906	MS21083C5	•• Nut, Self-Locking, He	2
3	PAOZZ	80205	NAS1149C0532R	•• Washer, Flat	2
4	PAOZZ	88044	AN25-14	•• Bolt, Clevis	2
5	PAOZZ	96906	MS21083C6	•• Nut, Self-Locking, He	1
6	PAOZZ	88044	AN960C616L	•• Washer, Flat	1
7	PAOZZ	88044	AN46-1 1	•• Bolt, Eye	1
8	XDOZZ	02731	7-2621 10016-25	•• Spacer	1
9	XDOZZ	96906	MS17986C610	•• Pin, Quick Release	1
10	PAOZZ	02731	HS4494-4600	•• Wire Rope Assembly,	1
11	XDOZZ	02731	7-2621 10016-19	•• Cable Assembly	1
12	XDOOO	02731	7-2621 10016-3	•• Support, Upper	1
13	XAOZZ	02731	7-2621 10016-27	••• Spacer	1
14	XDOZZ	02731	7-2621 10016-5	•• Support, Lower	1
15	XAOZZ	02731	7-2621 10016-29	••• Spacer	1
16	XDOZZ	02731	HS4709-2	•• Nameplate, General, P	1
17	XDOOO	02731	7-2621 10077-19	• Spreader Assembly	1
18	PAOZZ	96906	MS21083C5	•• Nut, Self-Locking, He	4
19	PAOZZ	80205	NAS1149C0532R	•• Washer, Flat	4
20	PAOZZ	80205	NAS1351C5-28	•• Screw, Cap, Socket He	4
21	XDOZZ	02731	7-2621 10077-17	•• Locater	1
22	XDOZZ	02731	7-2621 10077-7	•• Locater	1
23	XDOZZ	02731	7-2621 10077-9	•• Locater	1
24	XDOZZ	02731	HS306-323	•• Washer, Flat	4
25	XDOZZ	02731	7-2621 10077-15	•• Strap Assembly	1
26	XDOZZ	02731	7-2621 10077-1 1	•• Plate	1
27	XDOZZ	02731	HS5216-2	•• Plate, Identificatio	1
END OF FIGURE					



M09-800D

Figure 735. Group 80 Kit, Sling Set (Part 6)
7-262100005-607

(1) ITEM NO.	(2) SMR CODE	(3) CAGE	(4) PART NUMBER	(5) DESCRIPTION AND USABLE ON CODE (UOC)	(6) QTY
				Group 80 Special Tools Fig. 735 Kit, Sling Set (Part 6) 7-262100005-607 See Fig. 714 for NHA	
1	XDOFF	02731	7-2621 10034	• Puller, Sling, Main M/R	1
2	XDOZZ	80205	NAS1306-12H	•• Bolt, Shear	1
3	PAOZZ	96906	MS35338-46	•• Washer, Lock	1
4	PAOZZ	88044	AN970-6	•• Washer, Flat	1
5	PAOZZ	80205	NAS42HT12-48	•• Spacer, Sleeve	1
6	XDOZZ	02731	7-2621 10034-1 1	•• Plate	1
7	PAOZZ	80205	NAS1515M10H	•• Washer, Flat	2
8	XDOZZ	02731	7-2621 10034-3	•• Jackscrew Assembly	1
9	PAOZZ	96906	MS16624-4050	•• Ring, Retaining	2
10	PAOZZ	80205	NAS1308-15	•• Bolt, Shear	2
11	XDOZZ	02731	7-2621 10034-33	•• Lanyard, Sling	2
12	XDOZZ	02731	7-2621 10034-27	•• Clip	1
13	PAOZZ	96906	MS51844-62	•• Swaging Sleeve, Wire	1
14	XDFZZ	02731	7-2621 10034-5	•• Support Assembly	1
15	XDOZZ	02731	HS4709-2	•• Nameplate, General, P	1
16	XDOOO	02731	7-262120002-13	• Retainer, Bearing	1
17	PAOZZ	80205	NAS1091A30H	•• Streamer, Warning	1
18	XAOZZ	02731	HS5089-0001	•• Coupler, Clamp Band	1
19	XDOZZ	02731	HS4709-2	•• Nameplate, General, P	1
20	PAOZZ	96906	MS16624-4050	•• Ring, Retaining	2
21	XDOZZ	02731	7-3621 10021	• Sling Assembly	1
END OF FIGURE					

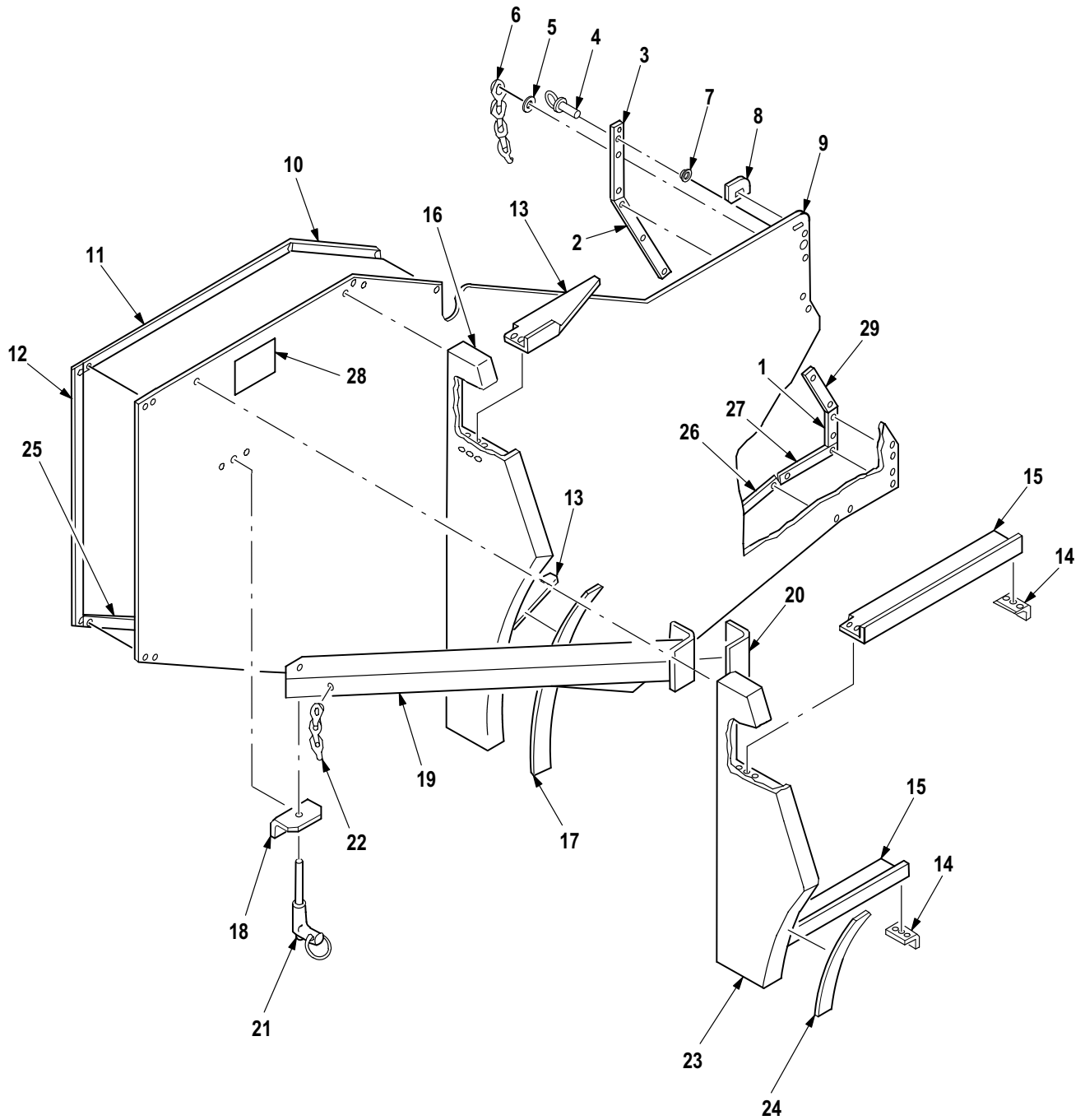


* SUPPLIED WITH ATTACHED ITEM

M09-801D

Figure 736. Group 80 Transmission Kit, Removal and Installation
7-262100006-601

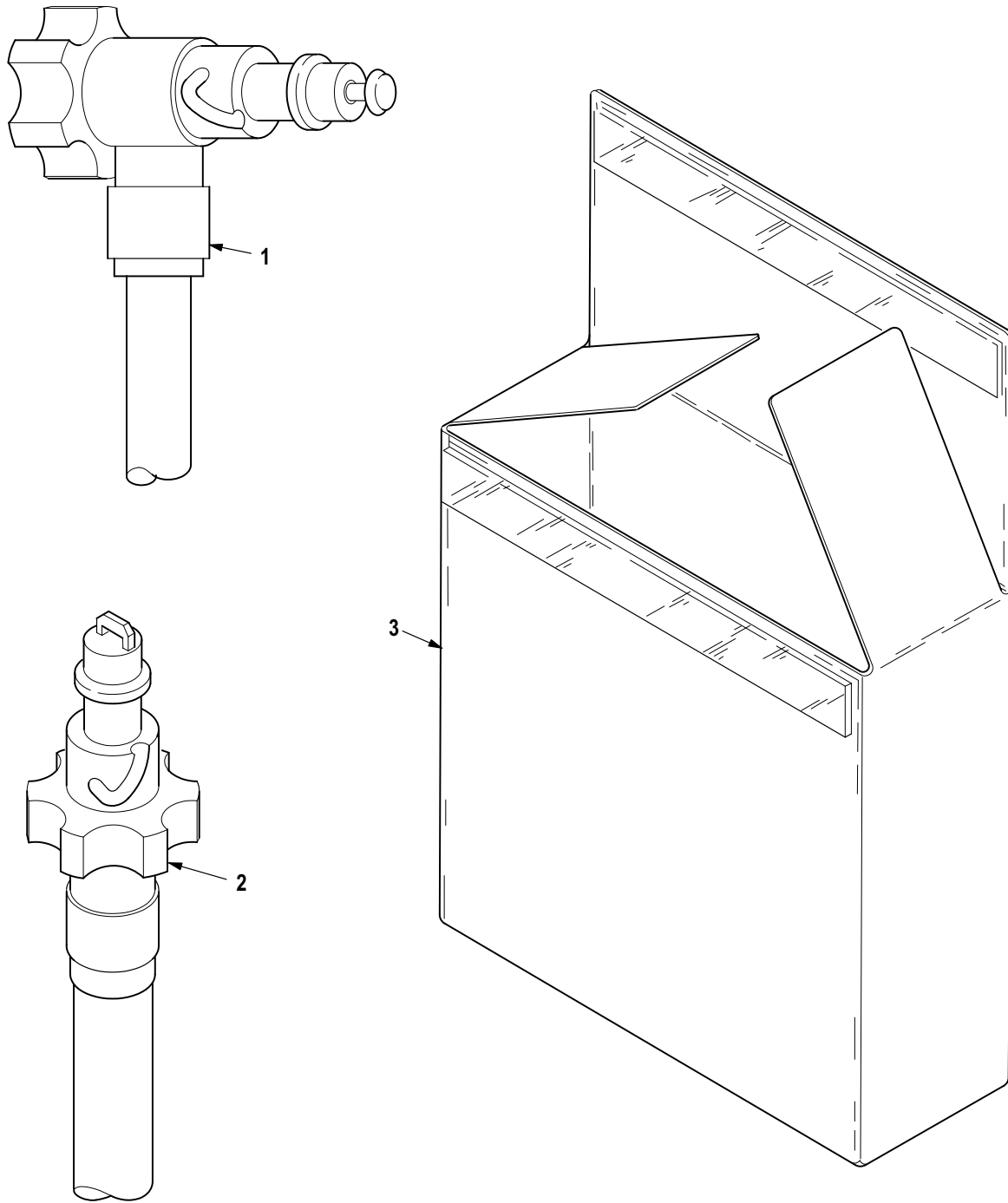
(1) ITEM NO.	(2) SMR CODE	(3) CAGE	(4) PART NUMBER	(5) DESCRIPTION AND USABLE ON CODE (UOC)	(6) QTY
				Group 80 Special Tools Fig. 736 Transmission Kit, Removal and Installation 7-262100006-601 See Fig. 714 for NHA	
1	PBOOO	02731	7-2621 10015	• Jack Screw, Transmis BOI: 1 Auth for 10-25 Ships	3
2	PAOZZ	96906	MS16562-34	•• Pin, Spring	1
3	PAOZZ	02731	7-2621 10015-7	•• Nut, Plain, Hexagon	1
4	PAOZZ	02731	7-2621 10015-5	•• Nut, Plain, Hexagon	1
5	PAOZZ	02731	7-2621 10015-3	•• Jack Screw	1
6	XDOOO	02731	7-2621 10026	• Box Assembly	1
7	PAOZZ	02731	HS5285-0420	•• Nut, Plain, Plate	20
8	PAOZZ	96906	MS51959-84	•• Screw, Machine	20
9	PAOZZ	96906	MS35791-1	•• Handle, Bail	4
10	PAOZZ	96906	MS35493-53	•• Screw, Wood	8
11	XAOZZ	02731	HS5397-0001	•• Catch, Clamping	2
12	PAOZZ	96906	MS27968-8	•• Hinge, Butt	3
13	XDOZZ	02731	7-2621 10026-1 1	•• Lid Assembly	1
14	XDOZZ	02731	HS5216-2	•• Plate, Identificatio	1
15	PAOZZ	96906	MS35425-70	•• Nut, Plain, Wing	4
16	PAOZZ	88044	AN960-416	•• Washer, Flat	4
17	PAOZZ	96906	MS35751-202	•• Bolt, Square Neck	4
18	XDOOO	02731	7-2621 10026-21	•• Box	1
19	MFOZZ	02731	7-2621 10026-49	••• Latch	2
20	MFOZZ	02731	7-2621 10026-53	••• Block, Base	2
21	MFOZZ	02731	7-2621 10026-57	••• Pad, Rubber	1
22	XDOOO	02731	7-3621 10014	• Platform (See Fig. 737 for Breakdown)	1
23	PAOZZ	96906	MS35495-2	• Screw, Wood	8
24	XDOZZ	02731	HS5572-0001	• Plate, Assembly Comp	1
25	XDOZZ	02731	HS5216-2	• Plate, Identificatio	2
END OF FIGURE					



M09-802B

Figure 737. Group 80 Platform, Main Transmission Removal and Installation
7-3621 10014

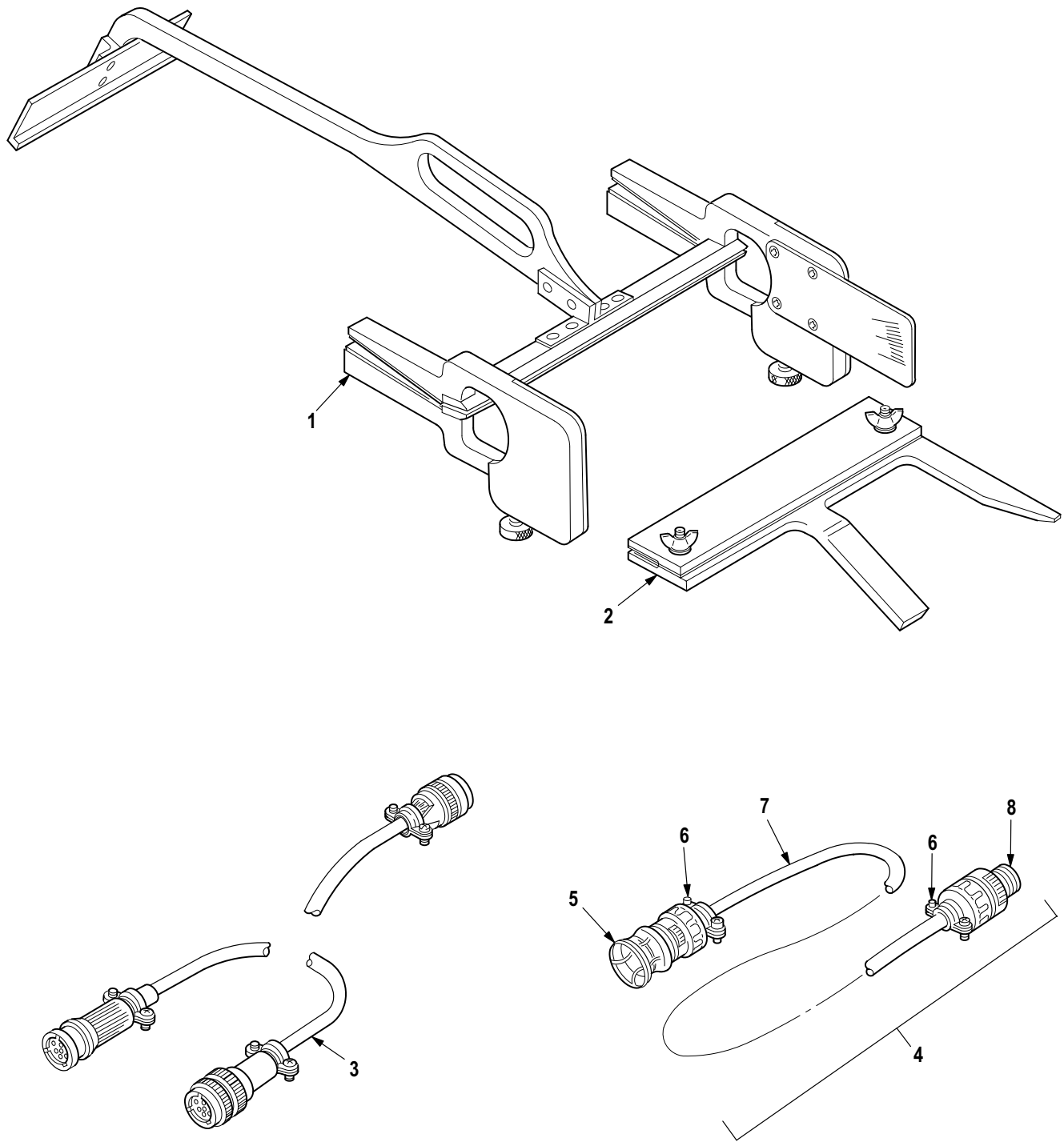
(1) ITEM NO.	(2) SMR CODE	(3) CAGE	(4) PART NUMBER	(5) DESCRIPTION AND USABLE ON CODE (UOC)	(6) QTY
				Group 80 Special Tools Fig. 737 Platform, Main Transmission Removal and Installation 7-3621 10014 See Fig. 736 for NHA	
1	MFOZZ	02731	7-3621 10014-19	• Edge	1
2	MFOZZ	02731	7-3621 10014-41	• Edge	1
3	MFOZZ	02731	7-3621 10014-25	• Edge	1
4	PAOZZ	88044	AN43B6	• Bolt, Eye	1
5	PAOZZ	80205	NAS620C5	• Washer, Flat	2
6	PAOZZ	02731	HS1439B060HS-3	• Chain Assembly, Sing	1
7	PAOZZ	96906	MS51830-202	• Insert, Screw Thread	1
8	XAOZZ	02731	7-3621 10014-27	• Doubler	1
9	XAOZZ	02731	7-3621 10014-3	• Plate, Base	1
10	MFOZZ	02731	7-3621 10014-5	• Edge	1
11	MFOZZ	02731	7-3621 10014-7	• Edge	1
12	MFOZZ	02731	7-3621 10014-9	• Edge	1
13	XAOZZ	02731	7-3621 10014-37	• Support	2
14	XAOZZ	02731	7-3621 10014-33	• Clip	2
15	XAOZZ	02731	7-3621 10014-35	• Stiffener	2
16	XDOZZ	02731	7-362120043	• Support	1
17	MFOZZ	02731	7-362120043-5	• Pad	1
18	PAOZZ	02731	7-3621 10014-29	• Bracket, Platform, Ma	1
19	XDOOO	02731	7-362120045	• Support Assembly	1
20	MFOZZ	02731	7-362120045-7	• Pad	1
21	PAOZZ	80205	NAS1334A5C19D	• Pin, Quick Release	1
22	PAOZZ	02731	HS1439B080H-3	• Chain Assembly, Sing	1
23	XDOZZ	02731	7-362120044	• Support	1
24	MFOZZ	02731	7-362120044-5	• Pad	1
25	MFOZZ	02731	7-3621 10014-13	• Edge	1
26	MFOZZ	02731	7-3621 10014-15	• Edge	1
27	MFOZZ	02731	7-3621 10014-17	• Edge	1
28	XDOZZ	02731	HS5216-2	• Plate, Identificatio	1
29	MFOZZ	02731	7-3621 10014-39	• Edge	1
END OF FIGURE					



M09-803

Figure 738. Group 80 Kit, Lube Drain Hose
7-262100007

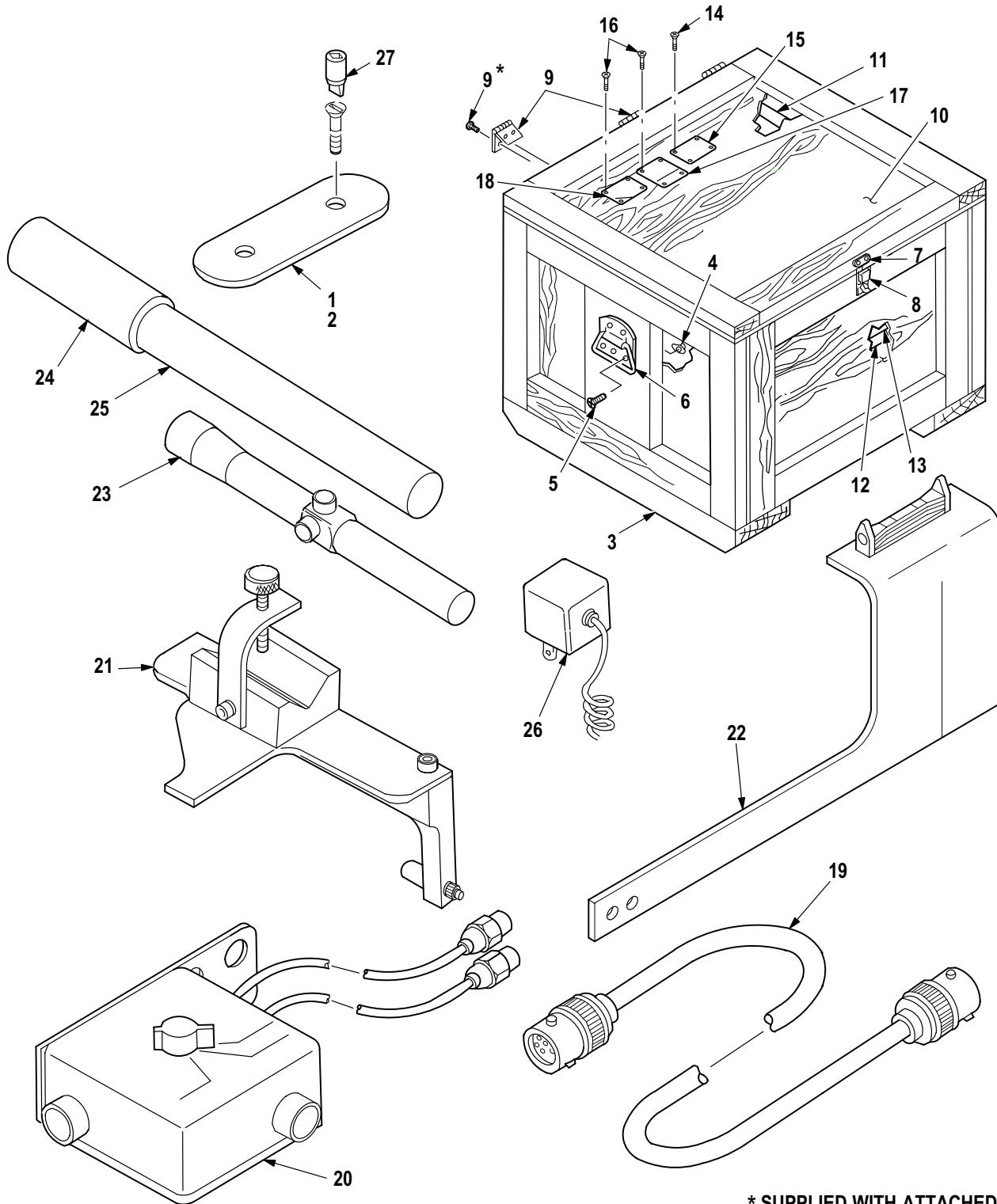
(1) ITEM NO.	(2) SMR CODE	(3) CAGE	(4) PART NUMBER	(5) DESCRIPTION AND USABLE ON CODE (UOC)	(6) QTY
				Group 80 Special Tools Fig. 738 Kit, Lube Drain Hose 7-262100007 See Fig. 714 for NHA	
1	XDOZZ	02731	HS5204-1-8000	• Hose Assembly	1
2	XDOZZ	02731	HS4393-1-8400	• Hose Assembly	1
3	PAFZZ	02731	7-2621 10050	• Pouch, Lube Drain Ho	1
END OF FIGURE					



M09-804F

Figure 739. Group 80 Test Equipment, Helicopter (Part 1)
7-262100008-613

(1) ITEM NO.	(2) SMR CODE	(3) CAGE	(4) PART NUMBER	(5) DESCRIPTION AND USABLE ON CODE (UOC)	(6) QTY
				Group 80 Special Tools Fig. 739 Test Equipment, Helicopter (Part 1) 7-262100008-613 See Fig. 715 for NHA	
1	XDOOO	8V613	7-3621 10224-41	• Gage (See Fig. 741 for Breakdown)	1
2	XDOOO	8V613	7-3621 10224-43	• Tab Bending Tool, Ma (See Fig. 741 for Breakdown)	1
3	XDOZZ	02731	7-3621 10211	• Adapter, Pwr Cord Tr	1
4	MFOFF	02731	7-362100092	• Cable Assy, Extensio	1
5	PAFZZ	96906	MS3107A16S1SC	•• Connector, Plug, Elec	1
6	PAFZZ	81349	M85049/2-8C	•• Clamp, Cable, Electri	2
7	MFFZZ	81349	WM85/U	•• Cable, Special Purpo	V
8	PAFZZ	96906	MS3451W16S-1S	•• Connector, Plug, Elec	1
END OF FIGURE					



* SUPPLIED WITH ATTACHED ITEM

M09-805F

Figure 740. Group 80 Test Equipment, Helicopter (Part 2)
7-262100008-613

(1) ITEM NO.	(2) SMR CODE	(3) CAGE	(4) PART NUMBER	(5) DESCRIPTION AND USABLE ON CODE (UOC)	(6) QTY
				Group 80 Special Tools Fig. 740 Test Equipment, Helicopter (Part 2) 7-262100008-613 See Fig. 715 for NHA	
1	PAOZZ	02731	7-2621 10071-3	• Weight, Counterbalan	50
2	PAOZZ	02731	7-2621 10071-5	• Weight, Counterbalan	10
3	XDFFF	02731	7-2621 10073-605	• Container	1
4	PAFZZ	02731	HS5285-1032	•• Nut, Plain, Plate	10
5	PAFZZ	96906	MS51960-70	•• Screw, Machine	10
6	PAFZZ	96906	MS35791-1	•• Handle, Bail	2
7	PAFZZ	96906	MS35493-53	•• Screw, Wood	4
8	PAFZZ	02731	HS5397-0001	•• Catch, Clamping	1
9	PAFZZ	96906	MS27968-4	•• Hinge, Butt	3
10	XDFZZ	02731	7-2621 10073-5	• Lid Assembly	1
11	XDFZZ	02731	7-2621 10073-43	• Spacer	4
12	XDFZZ	02731	7-2621 10073-67	• Insert	1
13	XDFZZ	02731	7-2621 10073-39	• Pad	1
14	PAOZZ	96906	MS35495-2	•• Screw, Wood	4
15	XDOZZ	02731	HS5216-2	•• Plate, Identificatio	1
16	PAOZZ	96906	MS35495-2	• Screw, Wood	4
17	XDOZZ	02731	HS5572-0001	• Plate, Assembly Comp	1
18	XDOZZ	02731	HS5216-2	• Plate, Identificatio	1
19	XDOZZ	02731	7-2621 10080	• Cable, Adapter	1
20	XDOFF	02731	7-2621 10082	• Box Assy, Switch (See Fig. 742 for Breakdown)	1
21	XDOOO	02731	7-3621 10225-19	• Phase Tool Assembly (See Fig. 743 for Breakdown)	1
22	XDOZZ	02731	7-3621 10225-3	• Target Assembly	1
23	PAOZZ	02731	HS5462-0001	• Telescope, Straight	1
24	PAOZZ	54489	100B	• Battery Assembly	1
25	PAOZZ	54489	LFS250-1	• Laser, Solid State	1
26	PAOZZ	54489	100D	• Transformer, Power	1
27	PBOZZ	73197	HTS3	• Screwdriver, Attachm	V
END OF FIGURE					

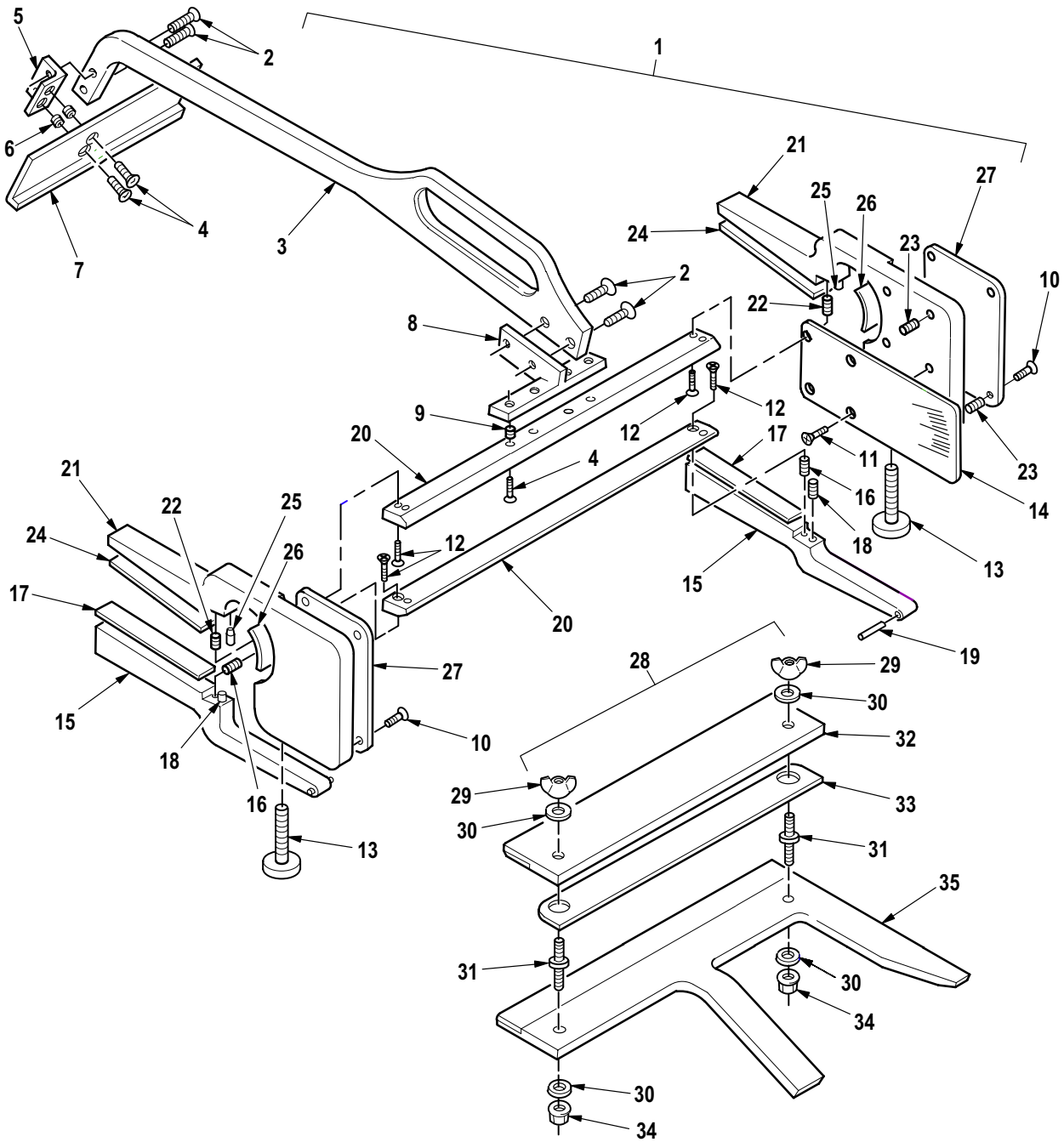
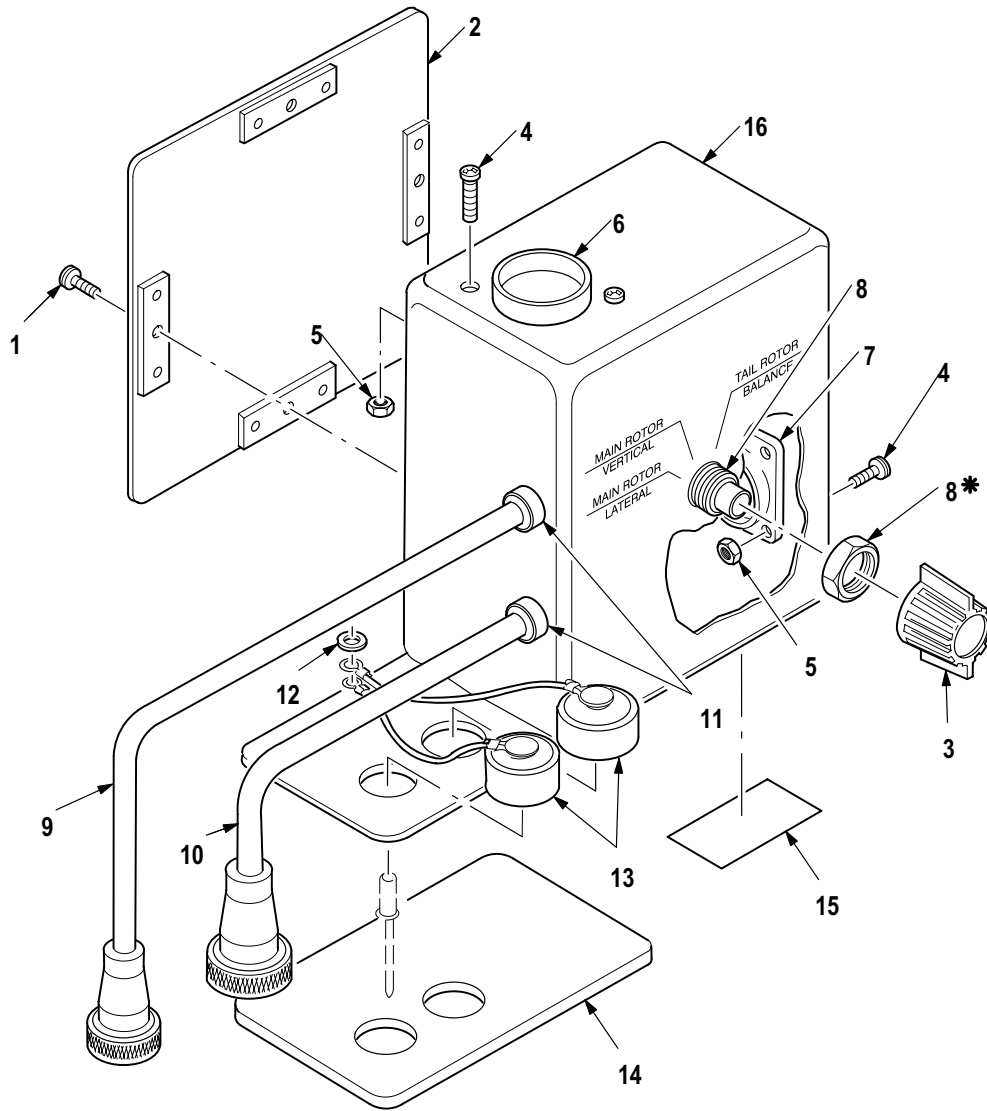


Figure 741. Group 80 Tab Bending Tool and Gage

(1) ITEM NO.	(2) SMR CODE	(3) CAGE	(4) PART NUMBER	(5) DESCRIPTION AND USABLE ON CODE (UOC)	(6) QTY
				Group 80 Special Tools Fig. 741 Tab Bending Tool and Gage See Fig. 739 for NHA	
1	XDOOO	8V613	7-3621 10224-41	• Gage	1
2	PAOZZ	80205	NAS514P832-12	•• Screw, Machine	4
3	XAOZZ	8V613	7-3621 10224-3	•• Arm, Tab Bending Too	1
4	PAOZZ	96906	MS24693-S51	•• Screw, Machine	6
5	XDOOO	8V613	7-3621 10224-7	•• Adapter, Front	1
6	PAOZZ	96906	MS51830-104	••• Insert, Screw Thread	4
7	XDOZZ	8V613	7-3621 10224-5	•• Stop, Tab Bending To	1
8	XDOOO	8V613	7-3621 10224-9	•• Adapter, Rear	1
9	PAOZZ	96906	MS51830-104	••• Insert, Screw Thread	6
10	PAOZZ	80205	NAS514P832-8	•• Screw, Machine	8
11	PAOZZ	80205	NAS514P440-7	•• Screw, Machine	4
12	PAOZZ	80205	NAS514P440-8P	•• Screw, Machine	8
13	PAOZZ	02731	HS5137-0420	•• Thumbscrew	2
14	XDOZZ	8V613	7-3621 10224-17	•• Placard, Tab Bending	1
15	XDOOO	8V613	7-3621 10224-47	•• Arm Clamp	2
16	PAOZZ	96906	MS51830-102	••• Insert, Screw Thread	1
17	MOOZZ	8V613	7-3621 10224-35	••• Pad, Housing Arm	1
18	PAOZZ	80205	NAS607-3-5P	••• Pin, Straight, Headle	1
19	PAOZZ	80205	NAS607-2-5	••• Pin, Straight, Headle	1
20	XDOZZ	8V613	7-3621 10224-45	•• Bar Clamp	2
21	XDOOO	8V613	7-3621 10224-49	•• Housing Arm	2
22	PAOZZ	96906	MS51830-102	••• Insert, Screw Thread	5
23	PAOZZ	96906	MS51830-104	••• Insert, Screw Thread	4
24	MOOZZ	8V613	7-3621 10224-55	••• Pad, Housing Arm	1
25	PAOZZ	80205	NAS607-3-5	••• Pin, Straight, Headle	1
26	MOOZZ	8V613	7-3621 10224-29	•• Pad, Rubber	2
27	XDOZZ	8V613	7-3621 10224-19	•• Cover	2
28	XDOOO	8V613	7-3621 10224-43	• Tab Bending Tool, Ma	1
29	PAOZZ	96906	MS35426-27	•• Nut, Plain, Wing	2
30	PAOZZ	88044	AN960C416L	•• Washer, Flat	4
31	PAOZZ	8V613	7-3621 10224-39	•• Stud, Shouldered	1
32	XDOOO	8V613	7-3621 10224-53	•• Plate Clamp	1
33	XDOZZ	8V613	7-3621 10224-37	•• Spacer, Plate	2
34	PAOZZ	80205	MS21042-4	•• Nut, Self-Locking, Ex	2
35	XDOOO	8V613	7-3621 10224-51	•• Handle Clamp	1
END OF FIGURE					

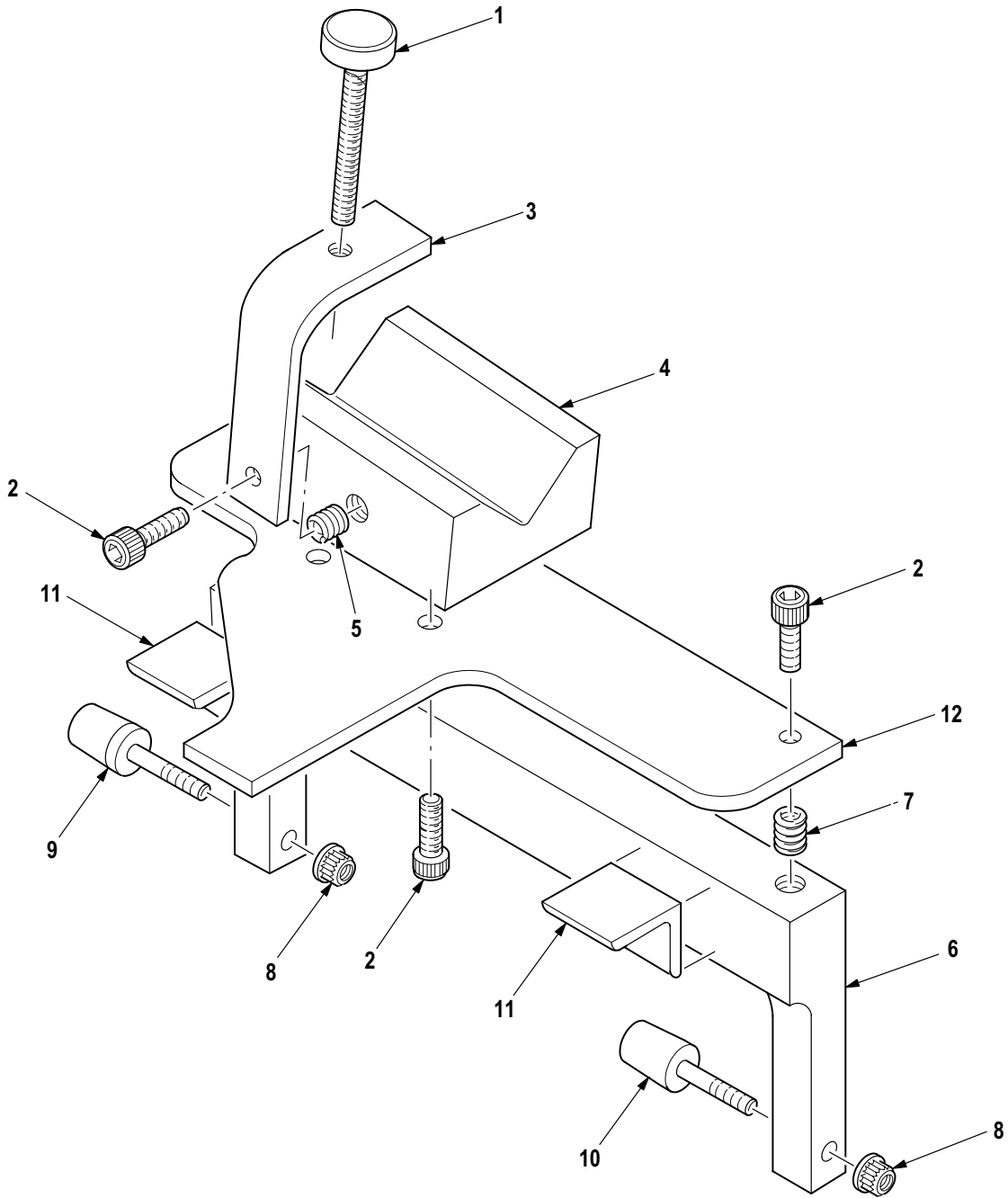


* SUPPLIED WITH ATTACHED ITEM

M09-1214B

Figure 742. Group 80 Box Assembly, Switch, Rotor Track and Balance Kit
7-2621 10082, (P/N B6517 (99866))

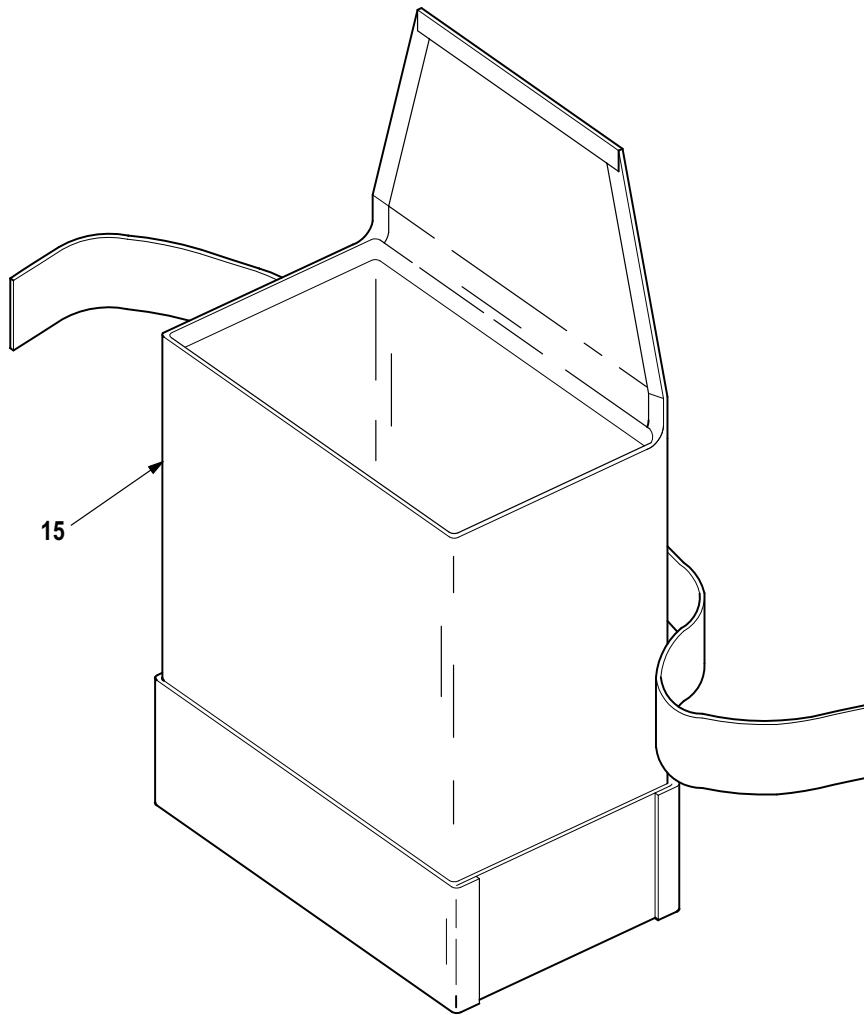
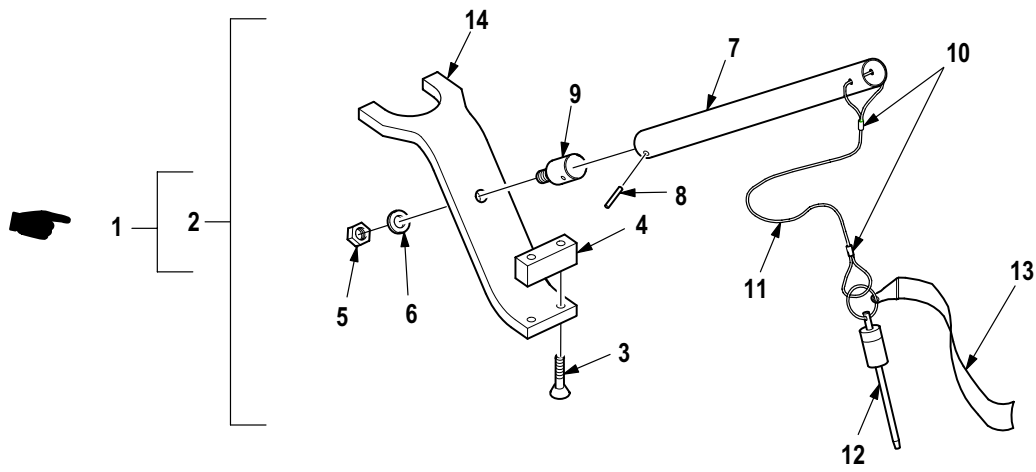
(1) ITEM NO.	(2) SMR CODE	(3) CAGE	(4) PART NUMBER	(5) DESCRIPTION AND USABLE ON CODE (UOC)	(6) QTY
				Group 80 Special Tools}} Fig. 742 Box Assembly, Switch, Rotor Track and Balance Kit 7-2621 10082 (P/N B6517 (99866)) See Fig. 740 for NHA	
1	PAFZZ	96906	MS51957-42	• Screw, Machine	4
2	XAFZZ	99866	7633	• Cover	1
3	XDFZZ	32767	106	• Knob, Dual Pointer	1
4	PAFZZ	96906	MS51957-15	• Screw, Machine	6
5	XDFZZ	78189	511-041800-00	• Nut	8
6	PAFZZ	96906	MS3452W16-1 1S	• Connector, Receptacl	1
7	PAFZA	96906	MS3470W14-15P	• Connector, Receptacl	1
8	XDFZZ	60525	44H30-01-1-03N-F	• Switch, Rotary	1
9	XDFZZ	99866	6300-1	• Cable Assy	1
10	XDFZZ	99866	6301-1	• Cable Assy	1
11	XDFZZ	83330	937	• Bushing	2
12	XDFZZ	39428	90126A007	• Washer	1
13	PAFZZ	96906	MS25043-10DA	• Cover, Electrical Co	2
14	XDOZZ	96906	6255	• Pad, Rubber	1
15	XAFZZ	39428	2863	• Plate, Identificatio	1
16	XDFZZ	99866	7562	• Housing	1
END OF FIGURE					



M09-1239A

Figure 743. Group 80 Phase Tool Assembly
7-3621 10225-19

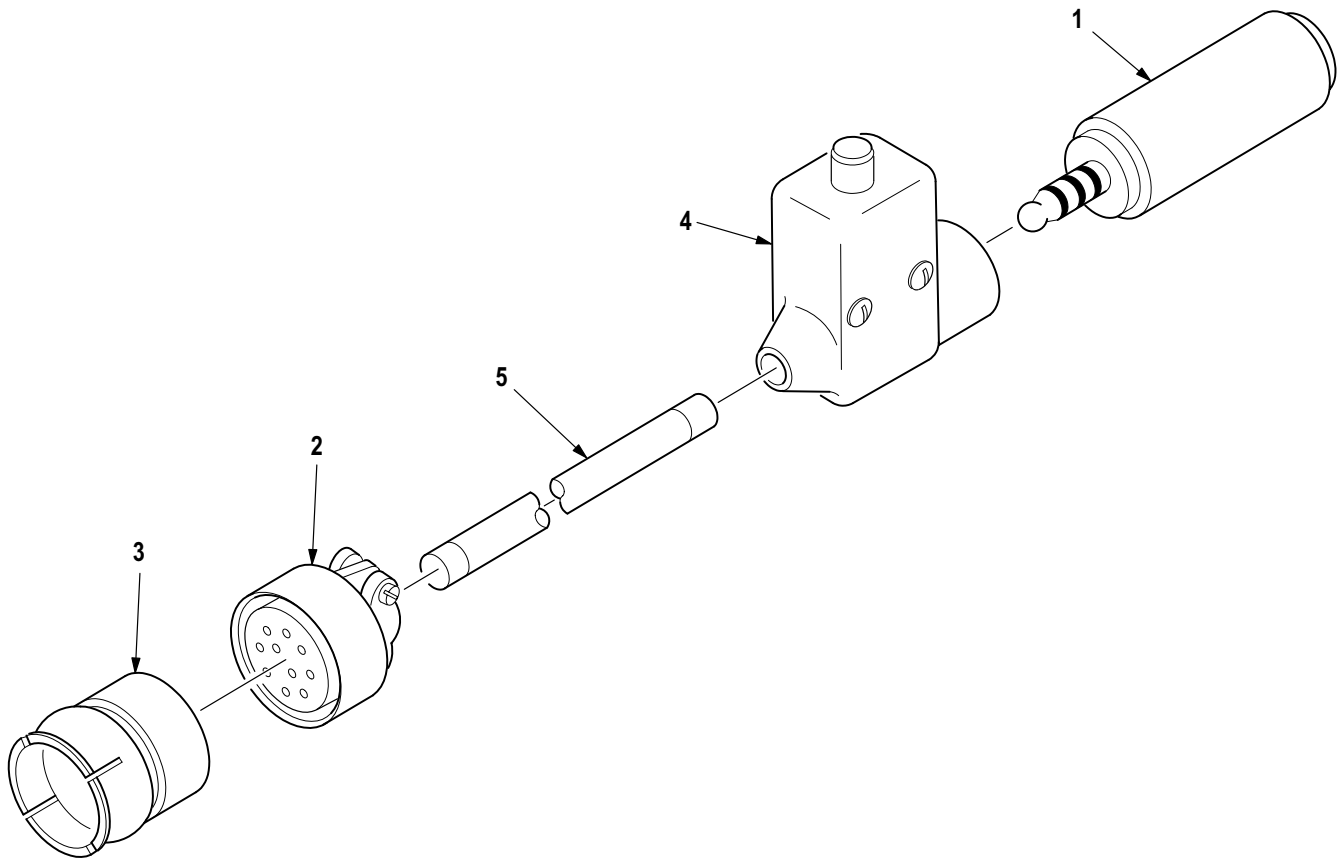
(1) ITEM NO.	(2) SMR CODE	(3) CAGE	(4) PART NUMBER	(5) DESCRIPTION AND USABLE ON CODE (UOC)	(6) QTY
				Group 80 Special Tools Fig. 743 Phase Tool Assembly 7-3621 10225-19 See Fig. 740 for NHA	
1	PAOZZ	02731	HS5137-0420	• Thumbscrew	1
2	PAOZZ	80205	NAS1351-3-8	• Screw, Cap, Socket He	5
3	XDOZZ	02731	7-3621 10225-1 1	• Clamp	1
4	XDOOO	02731	7-3621 10225-9	• 5 Degree V-Block	1
5	PAOZZ	80205	NAS1394-3	•• Insert, Screw Thread	3
6	XAOOO	02731	7-3621 10225-5	• Leg Assembly	2
7	PAOZZ	80205	NAS1394-3	•• Insert, Screw Thread	2
8	PAOZZ	80205	MS21042-3	• Nut, Self-Locking, Ex	2
9	XDOZZ	02731	7-3621 10225-17	• Tapered Guide	1
10	XDOZZ	02731	7-3621 10225-15	• Guide	1
11	XDOZZ	02731	HS1003DD12-100	• Angle, Extruded	2
12	XDOZZ	02731	7-3621 10225-7	• Plate	1
END OF FIGURE					



M09-1240A

Figure 744. Group 80 Kit, Ground Lock PGS

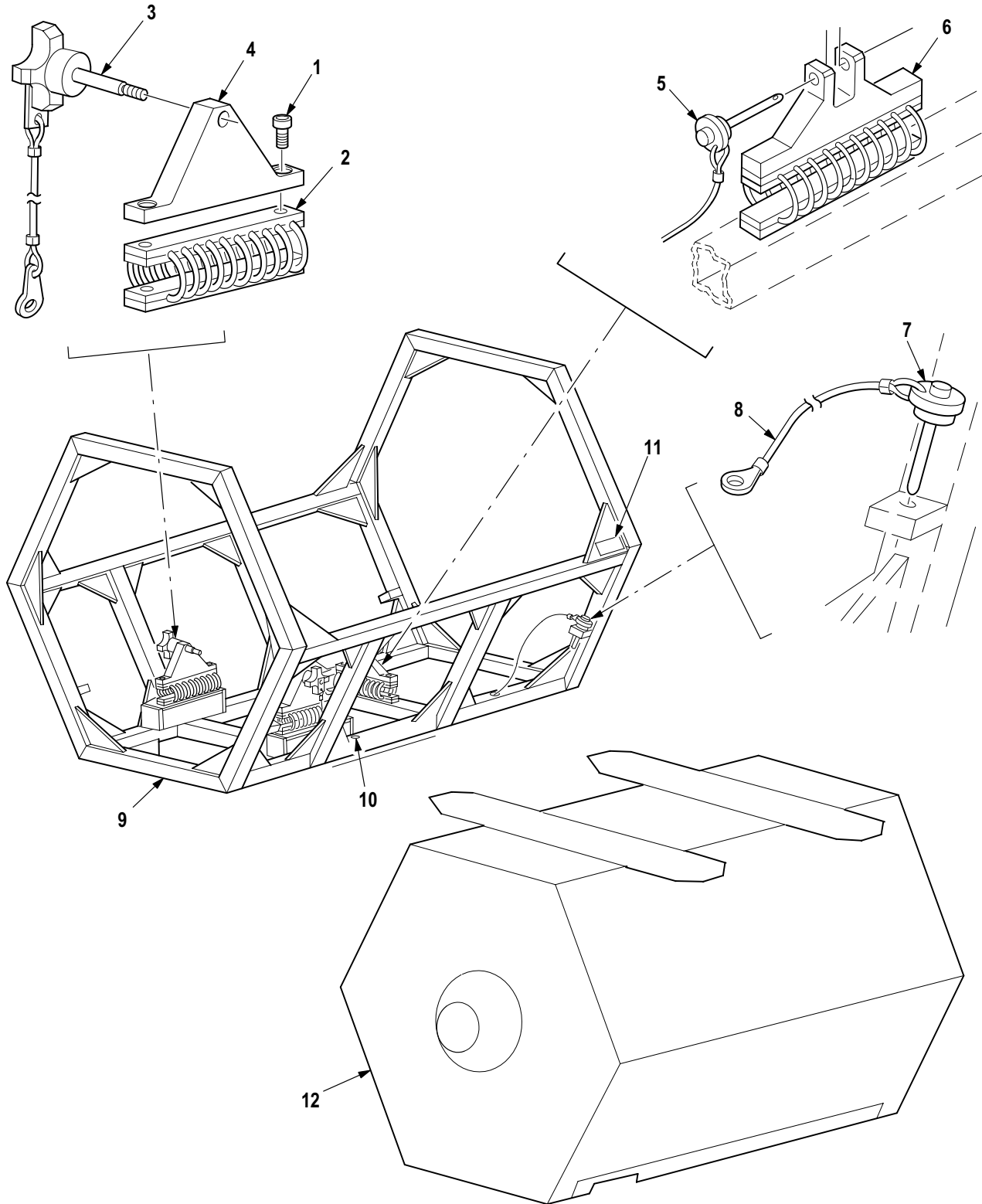
(1) ITEM NO.	(2) SMR CODE	(3) CAGE	(4) PART NUMBER	(5) DESCRIPTION AND USABLE ON CODE (UOC)	(6) QTY
				Group 80 Special Tools Fig. 744 Kit, Ground Lock PGS	
1	PEOOO	8V613	7-362100057-1	• Maintenance Kit, Air	4
2	PAOOO	8V613	7-362120178-1	•• Pedal, Position Fixt	1
3	XDOZZ	96906	MS24693-51B	••• Screw, Machine	2
4	XDOZZ	8V613	7-362120178-5	••• Stop Block	1
5	XDOZZ	80205	MS21042L4	••• Nut, Self-Locking, Ex	1
6	XDOZZ	88044	AN960-416L	••• Washer, Flat	1
7	XDOZZ	8V613	7-362120178-7	••• Handle	1
8	XDOZZ	96906	MS16562-215	••• Pin, Spring	1
9	XDOZZ	8V613	7-362120178-9	••• Thread Plug	1
10	XDOZZ	96906	MS51844-62	••• Swaging Sleeve, Wire	2
11	MOOZZ	8V613	7-362120178-1 1	••• Lanyard	1
12	XDOZZ	96906	MS17990C330	••• Pin, Quick Release	1
13	XDOZZ	80205	NAS1756-12	••• Streamer, Warning	1
14	XDOZZ	8V613	7-362120178-3	••• Stop	1
15	PAOZZ	8V613	7-3621 10227-1	•• Bag, Textile	1
END OF FIGURE					



M09-807B

Figure 745. Group 80 Cord Assembly, Electrical
7-262100009-601

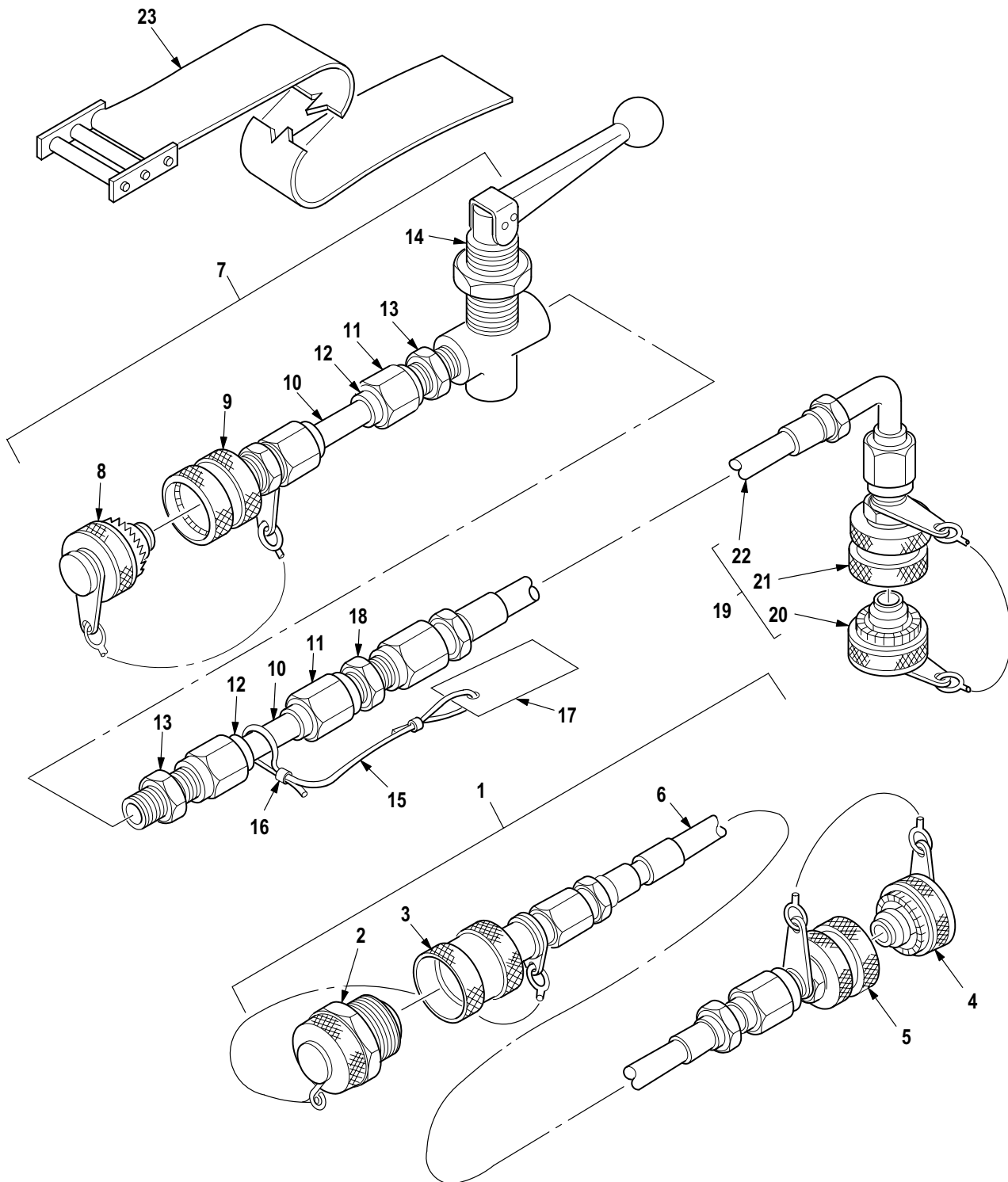
(1) ITEM NO.	(2) SMR CODE	(3) CAGE	(4) PART NUMBER	(5) DESCRIPTION AND USABLE ON CODE (UOC)	(6) QTY
				Group 80 Special Tools Fig. 745 Cord Assembly, Electrical 7-262100009-601 See Fig. 715 for NHA	
1	PAFZZ	02731	7-3621 10093-3	• Adapter, Microphone	1
2	PAFZZ	81349	M85049/2-8C	• Clamp, Cable, Electri	1
3	PAFZA	77820	97-3107A16S-1P	• Connector, Plug, Elec	1
4	PAFZZ	81349	M9177/5-2	• Connector-Switch	1
5	PAFZZ	81349	WM85/U	• Cable, Special Purpo	1
END OF FIGURE					



M09-808A

Figure 746. Group 80 Maintenance Platform, APU
7-262100010

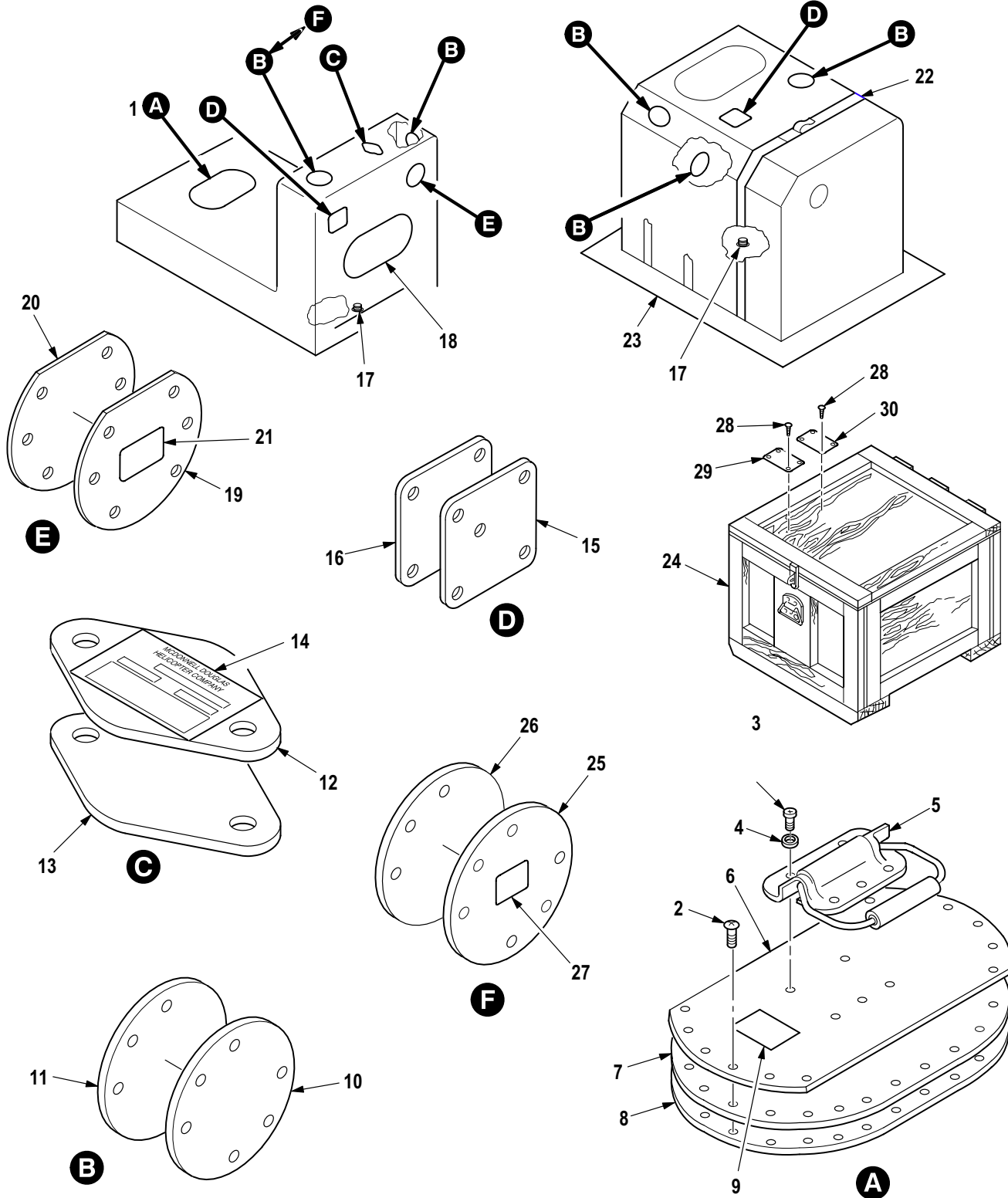
(1) ITEM NO.	(2) SMR CODE	(3) CAGE	(4) PART NUMBER	(5) DESCRIPTION AND USABLE ON CODE (UOC)	(6) QTY
				Group 80 Special Tools Fig. 746 Maintenance Platform, APU 7-262100010 See Fig. 715 for NHA	
1	PAFZZ	96906	MS16995-49	• Screw, Cap, Socket He	12
2	XDFZZ	02731	HS5092-0002	• Rope, Wire	3
3	XDFZZ	02731	7-262100010-5	• Knob Assembly	2
4	XDFZZ	02731	7-262100010-35	• Support, Front	2
5	PAFZZ	96906	MS17984C410	• Pin, Quick Release	1
6	XDFZZ	02731	7-262100010-37	• Support, Rear	1
7	PAFZZ	02731	HS4372B6-07C	• Pin, Quick Release	4
8	PAFZZ	02731	HS4494-4800	• Wire Rope Assembly,	5
9	XAFZZ	02731	7-262100010-3	• Weldment	1
10	XDFZZ	80205	NAS1330C5K181	• Nut Plain Blind	2
11	XDOZZ	02731	HS4709-2	• Nameplate, General, P	1
12	XDFZZ	02731	7-2621 10072	• Cover, Protective	1
END OF FIGURE					



M09-809A

Figure 747. Group 80 Kit, Hydraulic Hoses
7-262100019-601

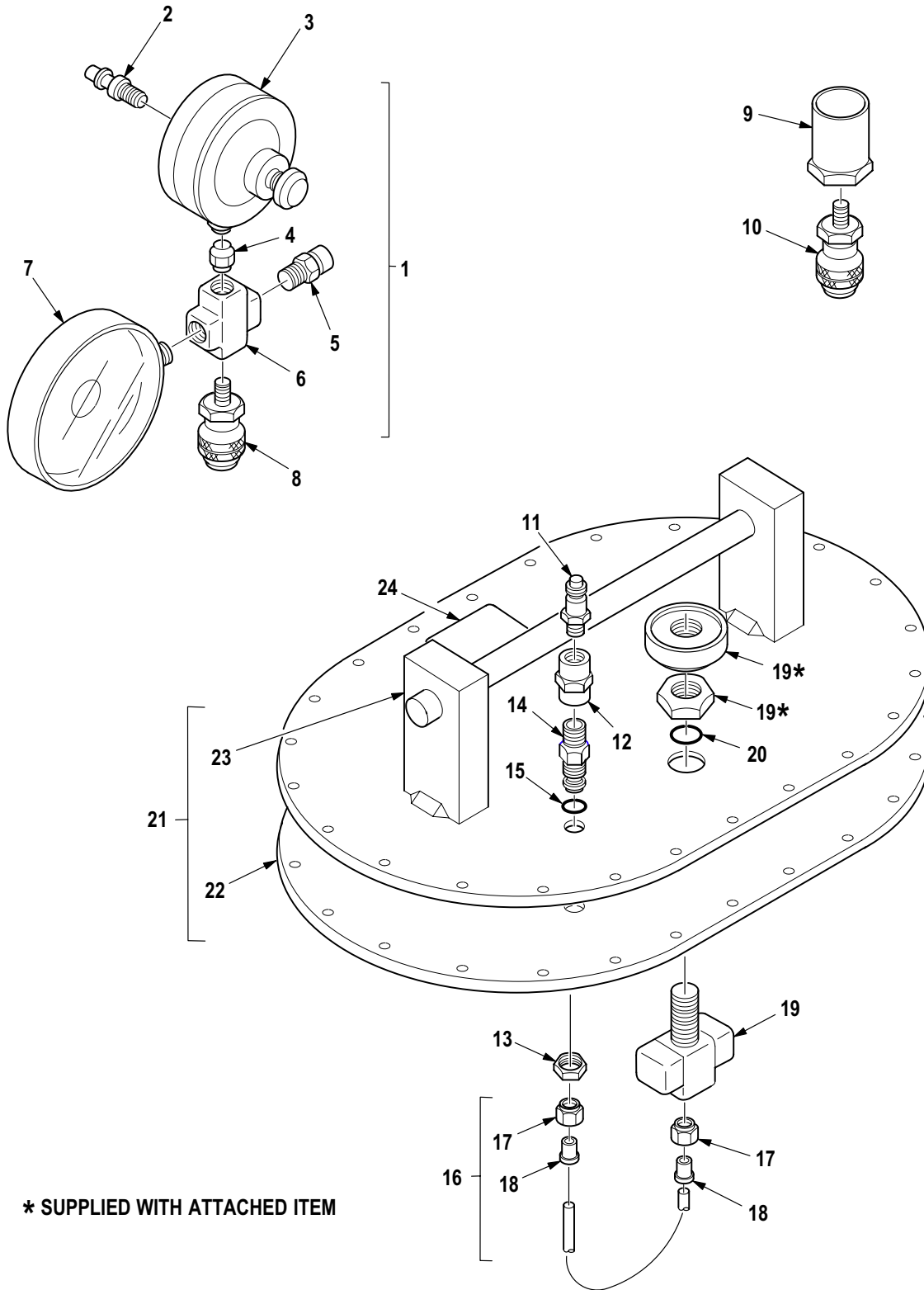
(1) ITEM NO.	(2) SMR CODE	(3) CAGE	(4) PART NUMBER	(5) DESCRIPTION AND USABLE ON CODE (UOC)	(6) QTY
				Group 80 Special Tools Fig. 747 Kit, Hydraulic Hoses 7-262100019-601 See Fig. 715 for NHA	
1	XDOOD	02731	7-2621 10083	• Hose, Nonmetallic	2
2	XDOZZ	02731	HS5244-0004	•• Plug, Dust	1
3	XDOZZ	02731	HS5243-0304	•• Coupler, Qd	1
4	XDOZZ	02731	HS5419-0004	•• Plug, Dust	1
5	XDOZZ	02731	HS5418-0004	•• Nipple, Quick-Diconn	1
6	XAOZZ	02731	HS4408AA4-4800	•• Hose	1
7	XDOOD	02731	7-2621 10084	• Valve Assembly, Hydr	4
8	XDOZZ	02731	HS5197-0004	•• Plug, Dust	1
9	XDOZZ	00624	AE9869E	•• Coupling Assembly, Q	1
10	XDOZZ	02731	7-2621 10084-3	•• Tubing, Ext	2
11	PAOZZ	96906	MS21921-4J	•• Nut, Tube Coupling	4
12	PAOZZ	96906	MS21922-4	•• Sleeve, Clinch, Tube	4
13	XDOZZ	02731	HS4508-4C4	•• Adapter, Flareless	2
14	XDOZZ	02731	HS5280-0004	•• Valve, Shut-Off	1
15	MFOZZ	02731	7-2621 10084-5	•• Cable	1
16	XAOZZ	96906	MS51844-82	•• Swaging Sleeve, Wire	2
17	XDOZZ	02731	HS5216-2	•• Plate, Identificatio	1
18	PAOZZ	96906	MS21902-4J	•• Nipple, Boss	1
19	XAOZZ	02731	7-262120038	•• Hose, Hydraulic	1
20	XDOZZ	02731	HS5197-0004	••• Plug, Dust	1
21	XDOZZ	00624	AE9869E	••• Coupling Assembly, Q	1
22	XDOZZ	02731	HS4408AC4-1200	••• Hose Assy, Hyd	1
23	XDOZZ	02731	7-3621 10088	• Strap, Retaining	1
END OF FIGURE					



M09-810G

Figure 748. Group 80 Kit, Fuel Cell Removal and Installation
7-262100016-601

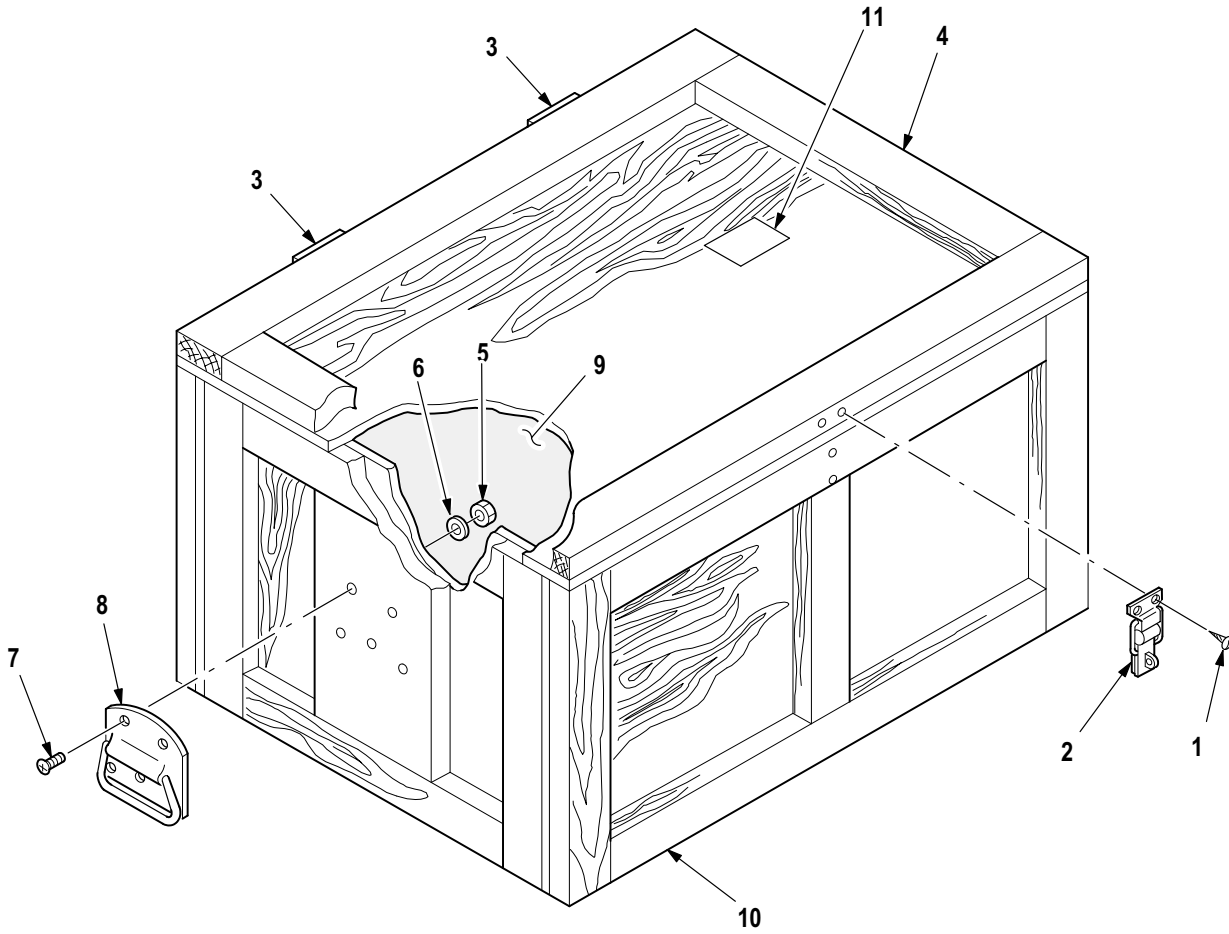
(1) ITEM NO.	(2) SMR CODE	(3) CAGE	(4) PART NUMBER	(5) DESCRIPTION AND USABLE ON CODE (UOC)	(6) QTY
				Group 80 Special Tools Fig. 748 Kit, Fuel Cell Removal and Installation 7-262100016-601 See Fig. 715 for NHA	
1	XDOOO	02731	7-2621 10066	• Plate Assembly FWD	1
2	XDOZZ	02731	HS4103-12D5.5	•• Screw, Machine	12
3	PAOZZ	96906	MS27039C1-05	•• Screw, Machine	5
4	PAOZZ	59875	TX90790-34	•• Washer, Flat	5
5	PAOZZ	96906	MS18012-3	•• Handle, Bail	1
6	XAOZZ	02731	7-262120019	•• Plate	1
7	XDOZZ	02731	7-262120020	•• Plate Assembly	1
8	MFOZZ	02731	7-262120020-7	••• Gasket	1
9	XDOZZ	02731	HS4709-2	•• Nameplate, General, P	1
10	XDOOO	02731	7-2621 10045-601	• Plate Assembly Vent Valve/Gravity Feed Filler	8
11	MFOZZ	02731	7-2621 10045-9	•• Gasket	1
12	XDOOO	02731	7-3621 10087	• Plate Assembly Breakaway Valve	1
13	MFOZZ	02731	7-3621 10087-5	•• Gasket	1
14	XDOZZ	02731	HS4709-2	•• Nameplate, General, P	1
15	XDOOO	02731	7-2621 10058-601	• Plate Assembly Breakaway Valve 90 Degree Swivel	1
16	MFOZZ	02731	7-2621 10058-9	•• Gasket	1
17	PAOZZ	96906	MS24404S6	• Plug, Tube Fitting, T	1
18	XDOOO	02731	7-2621 10065	• Plate Assembly Fuel Cell Access (See Fig. 749 for Breakdown)	1
19	XDOZZ	02731	7-2621 10056-601	• Plate Assembly Breakaway Valve 45 Degree Swivel	1
20	MFOZZ	02731	7-2621 10056-9	•• Gasket	1
21	XDOZZ	02731	HS4709-2	•• Nameplate, General, P	1
22	XDOZZ	02731	7-2621 10043	• Strap Assembly	3
23	XDOZZ	02731	7-2621 10022	• Blanket	1
24	XDOOO	02731	7-2621 10068-601	• Box Assembly (See Fig. 750 for Breakdown)	1
25	XDOOO	02731	7-2621 10045-603	• Plate Assembly (U/W FWD Fuel Cell With 3/16 Inch Diameter Pin Protruding)	1
26	MFOZZ	02731	7-2621 10045-13	•• Gasket	1
27	XDOZZ	02731	HS4709-2	•• Nameplate, General, P	1
28	PAOZZ	96906	MS35495-2	• Screw, Wood	12
29	XDOZZ	02731	HS5572-0001	• Plate, Assembly Comp	1
30	XDOZZ	02731	HS5216-2	• Plate, Identificatio	1
END OF FIGURE					



M09-811C

Figure 749. Group 80 Plate Assembly, Fuel Cell Access
7-262110065

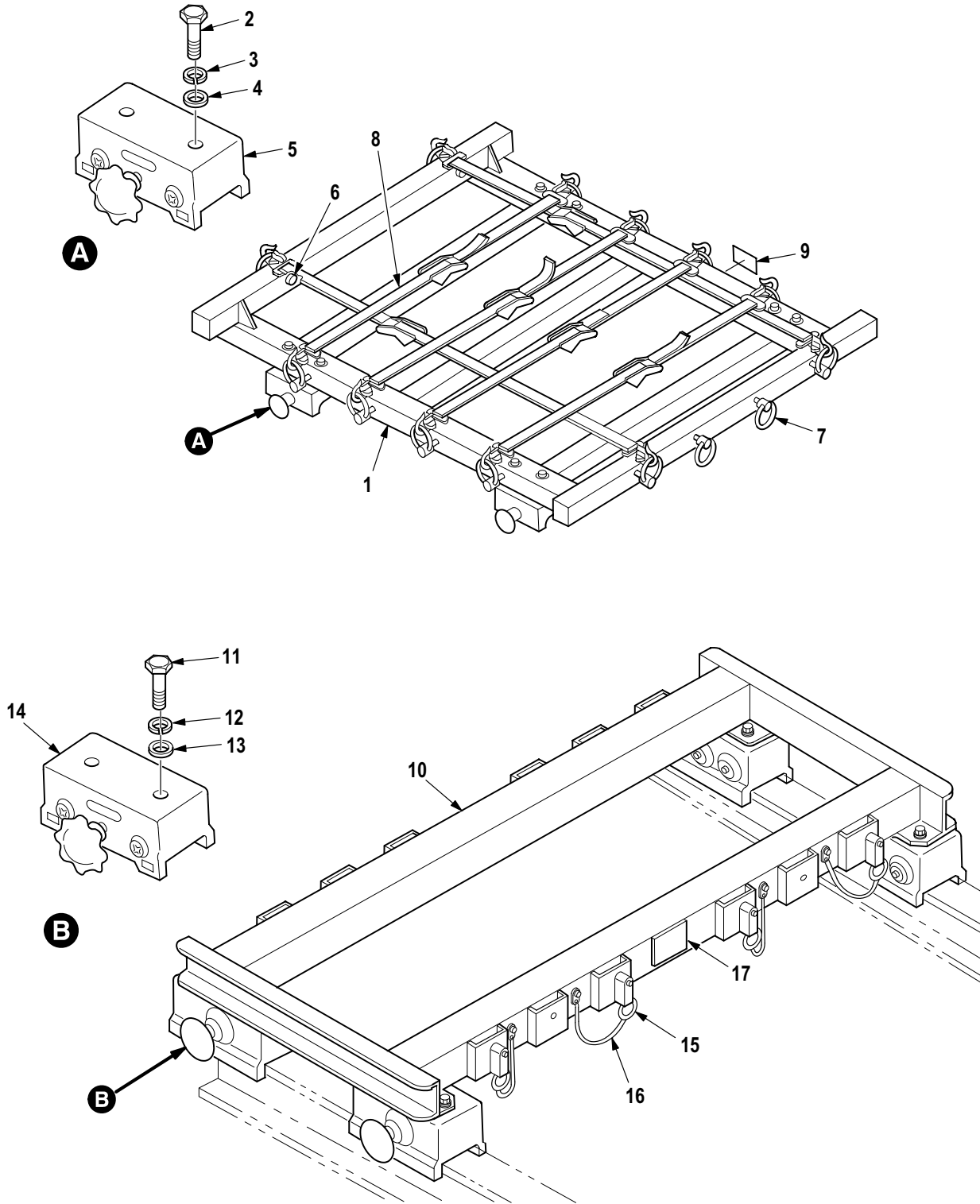
(1) ITEM NO.	(2) SMR CODE	(3) CAGE	(4) PART NUMBER	(5) DESCRIPTION AND USABLE ON CODE (UOC)	(6) QTY
				Group 80 Special Tools Fig. 749 Plate Assembly, Fuel Cell Access 7-2621 10065 See Fig. 748 for NHA	
1	XDOOO	02731	7-2621 10065-19	• Fill Assembly	1
2	XDOZZ	02731	HS5196-0001	•• Plug, Quick Disc	1
3	XDOZZ	02731	HS5250-2006	•• Regulator, Pressure	1
4	PAOZZ	88044	AN911-2S	•• Nipple, Pipe	1
5	XDOZZ	02731	HS5191-0004	•• Valve, Check	1
6	PAOZZ	88044	AN918-2S	•• Cross, Pipe	1
7	XDOZZ	02731	HS5193-0001	•• Guage, Pressure	1
8	XDOZZ	02731	HS5194-0001	•• Coupling, Socket	1
9	XDOZZ	02731	7-2621 10065-15	• Adapter Assembly	1
10	XDOZZ	02731	HS5194-0001	•• Coupling, Socket	1
11	XDOZZ	02731	HS5196-0001	• Plug, Quick Disc	1
12	XDOZZ	02731	7-2621 10044	• Adapter	1
13	PAOZZ	88044	AN6289J4	• Locknut, Tube Fittin	1
14	PAOZZ	98437	34U3-192M1	• Adapter, Straight, Tu	1
15	PAOZZ	96906	MS28778-4	• O-Ring	1
16	XDOZZ	02731	7-2621 10065-3	• Tube Assembly	1
17	XAOZZ	88044	AN818-4K	•• Nut, Coupling	2
18	XAOZZ	96906	MS20819-4K	•• Sleeve, Flared, Tube	2
19	XDOZZ	02731	HS5195-0001	• Valve, Triport	1
20	PAOZZ	96906	MS28778-10	• O-Ring	1
21	XDOZZ	02731	7-262120004	• Plate, Access	1
22	MFOZZ	02731	7-262120004-13	•• Gasket	1
23	XAOZZ	02731	7-262120004-7	•• Handle	1
24	XDOZZ	02731	HS5216-2	• Plate, Identificatio	1
END OF FIGURE					



M09-812A

Figure 750. Group 80 Box Assembly, Fuel Cell Removal and Installation
7-2621 10068-601

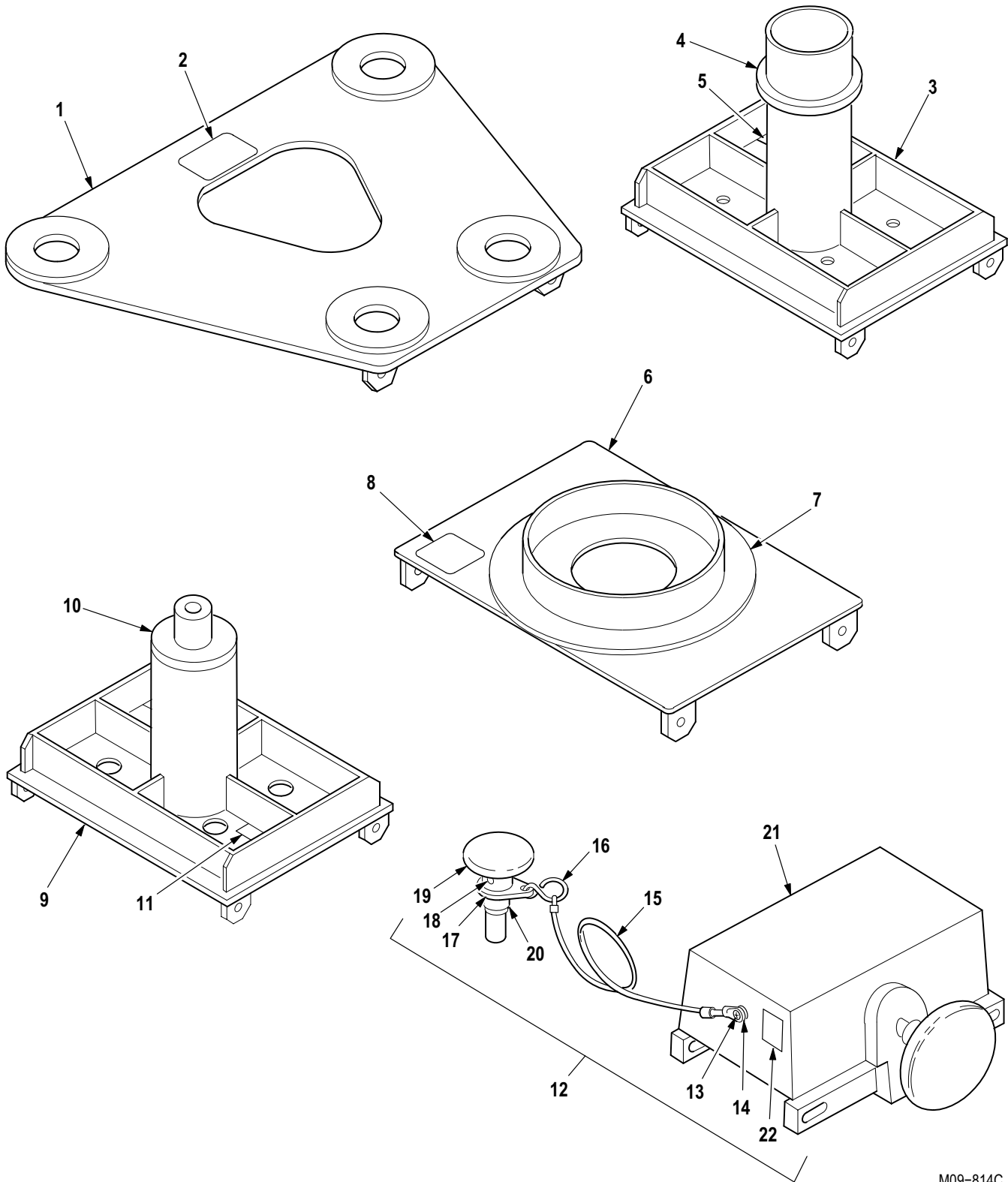
(1) ITEM NO.	(2) SMR CODE	(3) CAGE	(4) PART NUMBER	(5) DESCRIPTION AND USABLE ON CODE (UOC)	(6) QTY
				Group 80 Special Tools Fig. 750 Box Assembly, Fuel Cell Removal and Installation 7-2621 10068-601 See Fig. 748 for NHA	
1	PAOZZ	96906	MS35493-53	• Screw, Wood	4
2	PAOZZ	02731	HS5397-0001	• Catch, Clamping	1
3	PAOZZ	96906	MS27968-4	• Hinge, Butt	2
4	XAOZZ	02731	7-2621 10068-5	• Lid Assembly	1
5	PAOZZ	96906	MS21044C3	• Nut, Self-Locking, He	10
6	PAOZZ	88044	AN970-3	• Washer, Flat	10
7	PAOZZ	96906	MS35199-63	• Screw, Machine	10
8	PAOZZ	96906	MS35791-1	• Handle, Bail	2
9	XDOZZ	02731	7-2621 10068-31	• Filler	1
10	XAOZZ	02731	7-2621 10068-3	• Shell Assembly, Box	1
11	XDOZZ	02731	HS5216-2	• Plate, Identificatio	1
END OF FIGURE					



M09-813A

Figure 751. Group 80 Adapter Kit, Airframe Component Handling (Part 1)
7-262100011-605

(1) ITEM NO.	(2) SMR CODE	(3) CAGE	(4) PART NUMBER	(5) DESCRIPTION AND USABLE ON CODE (UOC)	(6) QTY
				Group 80 Special Tools Fig. 751 Adapter Kit, Airframe Component Handling (Part 1) 7-26210001 1-605 See Fig. 716 for NHA	
1	XDOOO	02731	7-2621 10054	• Adapter Assy Container Transport	1
2	PAOZZ	80205	NAS6209-7	•• Bolt, Shear	8
3	PAOZZ	96906	MS35338-144	•• Washer, Lock	8
4	XDOZZ	88044	AN960C916	•• Washer, Flat	28
5	XDOZZ	02731	HS9008-0002	•• Trolley, I-Beam	4
6	PAOZZ	96906	MS21045-9	•• Nut, Self-Locking, He	20
7	PAOZZ	80205	NAS1251A10-48	•• Bolt, Ring	20
8	XDOZZ	02731	HS5068-0004	•• Strap, Webbing	6
9	XDOZZ	02731	HS5216-2	•• Plate, Identificatio	1
10	XDOOO	02731	7-2621 10055	• Adapter Assy Component Mounting Fixture	1
11	PAOZZ	80205	NAS6209-6	•• Bolt, Shear	8
12	PAOZZ	96906	MS35338-144	•• Washer, Lock	8
13	PAOZZ	88044	AN960C916	•• Washer, Flat	8
14	XDOZZ	02731	HS9008-0002	•• Trolley, I-Beam	4
15	PAOZZ	96906	MS17986C611	•• Pin, Quick Release	8
16	PAOZZ	02731	HS4494-4800	•• Wire Rope Assembly	8
17	XDOZZ	02731	HS5216-2	•• Plate, Identificatio	1
END OF FIGURE					



M09-814C

Figure 752. Group 80 Adapter Kit, Airframe Component Handling (Part 2)
7-262100011-605

(1) ITEM NO.	(2) SMR CODE	(3) CAGE	(4) PART NUMBER	(5) DESCRIPTION AND USABLE ON CODE (UOC)	(6) QTY
				Group 80 Special Tools Fig. 752 Adapter Kit, Airframe Component Handling (Part 2) 7-26210001 1-605 See Fig. 716 for NHA	
1	XDOOO	02731	7-3621 10029	• Fixture, Mount	1
2	XDOZZ	02731	HS5216-1	•• Plate, Ident	1
3	XDOOO	02731	7-2621 10030	• Fixture, Mount M/R Head	1
4	MFOZZ	02731	7-2621 10030-19	•• Pad	1
5	XDOZZ	02731	HS5216-2	•• Plate, Identificatio	1
6	XDOOO	02731	7-2621 10032	• Fixture, Mount M/R Swashplate	1
7	MFOZZ	02731	7-2621 10032-1 1	•• Pad	1
8	XDOZZ	02731	HS5216-1	•• Plate, Ident	1
9	XDOOO	02731	7-2621 10033	• Fixture, Mount T/R	1
10	MFOZZ	02731	7-2621 10033-23	•• Pad	1
11	XDOZZ	02731	HS5216-2	•• Plate, Identificatio	1
12	XDOOO	02731	7-2621 10070	• Trolley Assembly M/R Head Container	4
13	PAOZZ	80205	NAS603-5P	•• Screw, Machine	1
14	PAOZZ	96906	MS35338-43	•• Washer, Lock	1
15	XDOZZ	02731	HS4494-41200	•• Wire Rope Assembly	1
16	PAOZZ	80205	NAS1090-1	•• Hook, Chain, S	1
17	XDOZZ	02731	7-2621 10070-5	•• Tab	1
18	PAOZZ	96906	MS16562-36	•• Pin, Spring	1
19	PAOZZ	80205	NAS1553B4F8RP	•• Knob	1
20	XDOZZ	02731	7-2621 10070-3	•• Stud	1
21	XDOZZ	02731	7-2621 10070-7	•• Trolley	1
22	XDOZZ	02731	HS4709-2	•• Nameplate, General, P	1
END OF FIGURE					

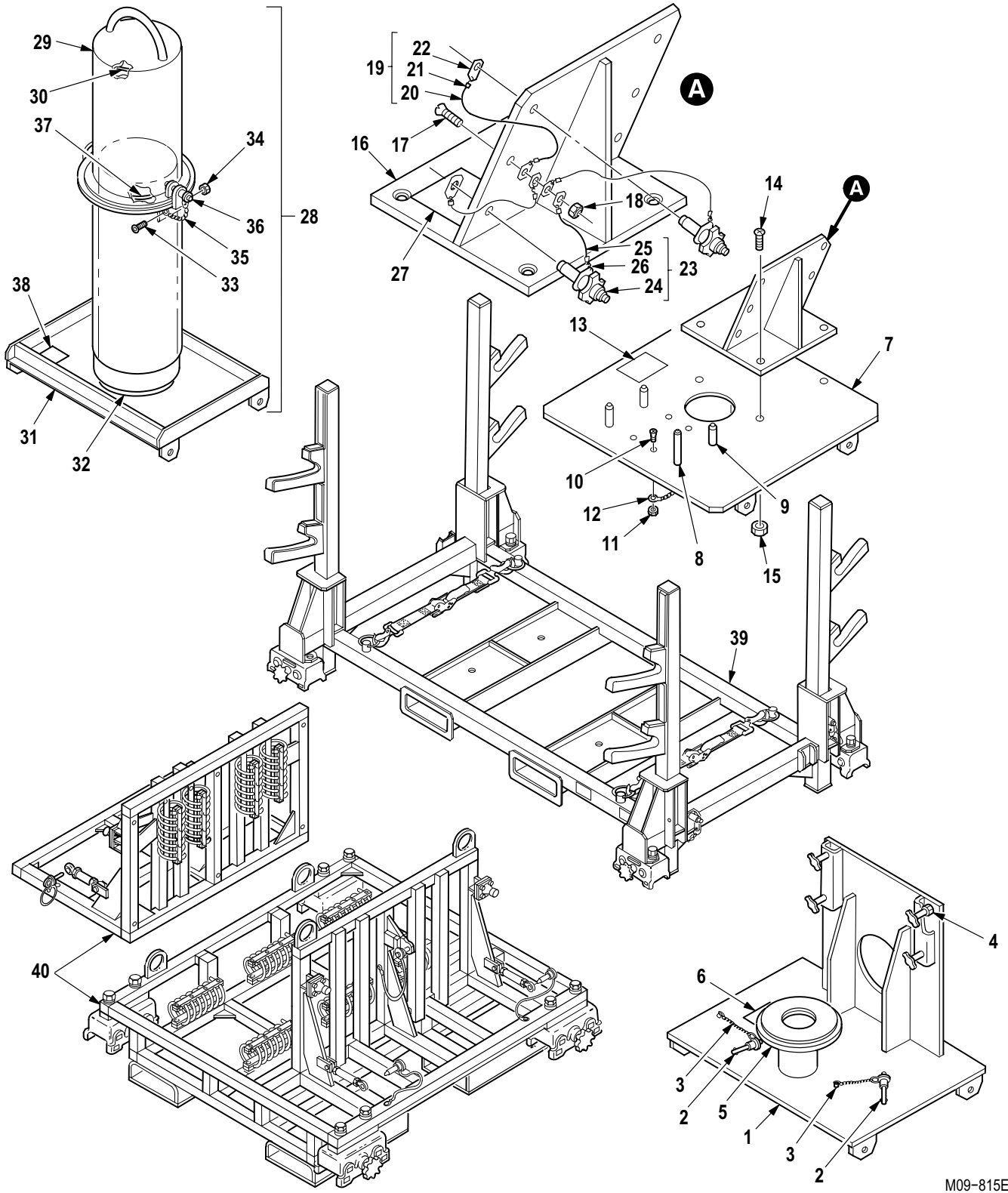
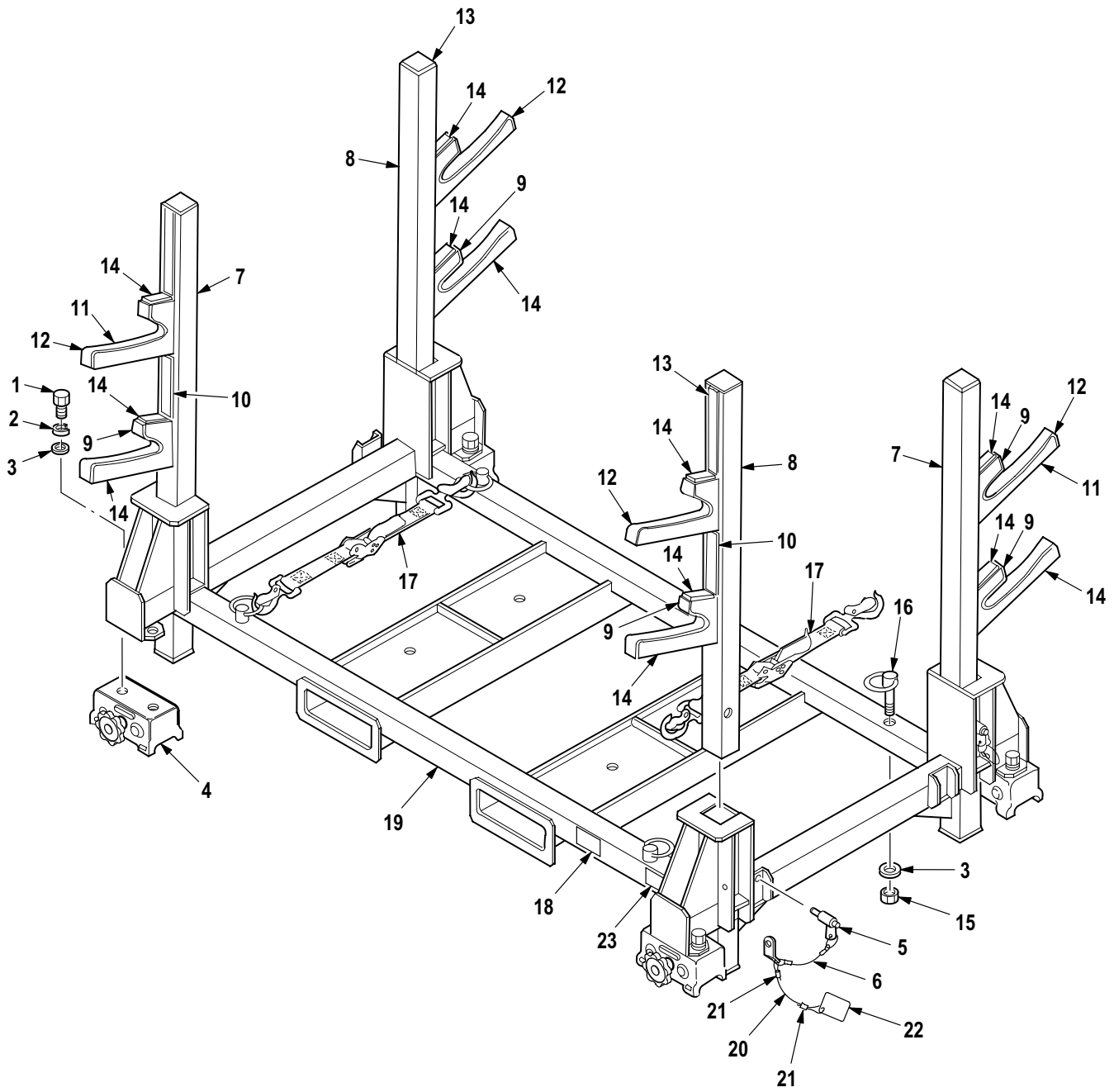


Figure 753. Group 80 Adapter Kit, Airframe Component Handling (Part 3)
7-26210001 1-605

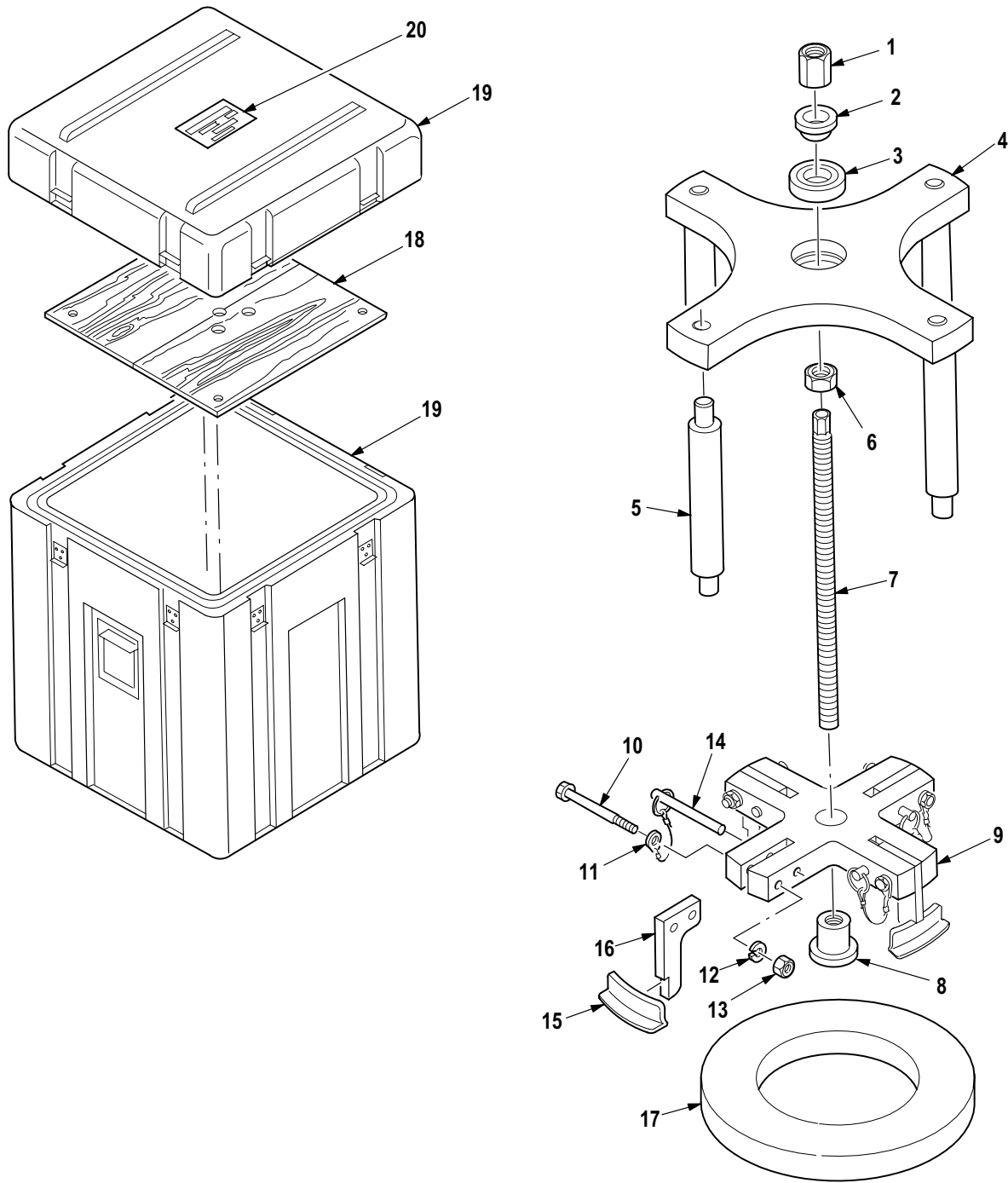
(1) ITEM NO.	(2) SMR CODE	(3) CAGE	(4) PART NUMBER	(5) DESCRIPTION AND USABLE ON CODE (UOC)	(6) QTY
				Group 80 Special Tools Fig. 753 Adapter Kit, Airframe Component Handling (Part 3) 7-26210001 1-605 See Fig. 716 for NHA	
1	XDOOO	02731	7-2621 10062	• Fixture, Mount ECU and Nose Gearbox	1
2	PAOZZ	80205	NAS1334C3C12	•• Pin, Quick Release	2
3	PAOZZ	02731	HS4494-4800	•• Wire Rope Assembly	2
4	PAOZA	96906	MS21043-6	•• Nut, Self-Locking, Ex	4
5	MFOZZ	02731	7-2621 10062-27	•• Pad	1
6	XDOZZ	02731	HS5216-2	•• Plate, Identificatio	1
7	XDOOO	02731	7-2621 10063-603	• Fixture, Mount, Tail Rotor and Intermediate Gearbox Assy	1
8	XDOZZ	02731	HS4372B8-19C	•• Pin, Quick Release	1
9	XDOZZ	02731	HS4372B8-12C	•• Pin, Quick Release	3
10	XDOZZ	96906	MS24694S53	•• Screw, Machine	4
11	PAOZZ	80205	MS21042-3	•• Nut, Self-Locking, Ex	4
12	XDOZZ	02731	HS4494-4600	•• Wire Rope Assembly	4
13	XDOZZ	02731	HS5216-2	•• Plate, Identificatio	1
14	PAOZZ	96906	MS24694-S196	•• Screw, Machine	4
15	PAOZZ	96906	MS21042-6	•• Nut, Self-Locking, Ex	4
16	XDOOO	02731	7-362120165	•• Fixture Adapter	1
17	PAOZZ	96906	MS24694S57	••• Screw, Machine	2
18	PAOZZ	80205	MS21042-3	••• Nut, Self-Locking, Ex	2
19	XDOOO	02731	7-362120165-7	••• Keeper Assy	4
20	PAOZZ	02731	HS4494-4700	•••• Wire Rope Assembly,	1
21	PAOZZ	80205	NAS1090-2	•••• Hook, Chain, S	1
22	PAOZZ	02731	7-362120165-15	•••• Spacer, Plate	1
23	XDOOO	02731	7-362120165-5	••• Pin Assy	4
24	PAOZZ	02731	7-362120165-16	•••• Pin, Quick Release	1
25	PAOZZ	02731	HS4494-4400	•••• Wire Rope Assembly	1
26	PAOZZ	80205	NAS1090-2	•••• Hook, Chain, S	1
27	XDOZZ	02731	HS5216-1	••• Plate, Ident	1
28	XDOOO	02731	7-2621 10064-601	• Fixture, Mount M/R Driveshaft	1
29	XDOZZ	02731	7-2621 10064-41	•• Top Assembly	1
30	MFOZZ	02731	7-2621 10064-47	••• Pad	1
31	XDOOO	02731	7-2621 10064-65	•• Bottom Assembly	1
32	MFOZZ	02731	7-2621 10064-43	••• Pad	1
33	PAOZZ	80205	NAS623-3-4	••• Screw, Machine	2
34	PAOZZ	80205	MS21042-3	••• Nut, Self-Locking, Ex	2
35	PAOZZ	02731	HS4494-4400	••• Wire Rope Assembly	2
36	PAOZZ	80205	NAS1336A3C070	••• Pin, Quick Release	2
37	MFOZZ	02731	7-2621 10064-45	••• Pad	1
38	XDOZZ	02731	HS5216-2	•• Plate, Identificatio	1
39	XDOOO	02731	7-2621 10028	• Adapter Assembly, Ro (See Fig. 754 for Breakdown)	1
40	XDOOO	02731	7-262200003-601	• Adapter, Eng Handlin (See Fig. 756 for Breakdown)	1
END OF FIGURE					



M09-816B

Figure 754. Group 80 Adapter Assembly, Main Rotor Blade Handling
7-2621 10028

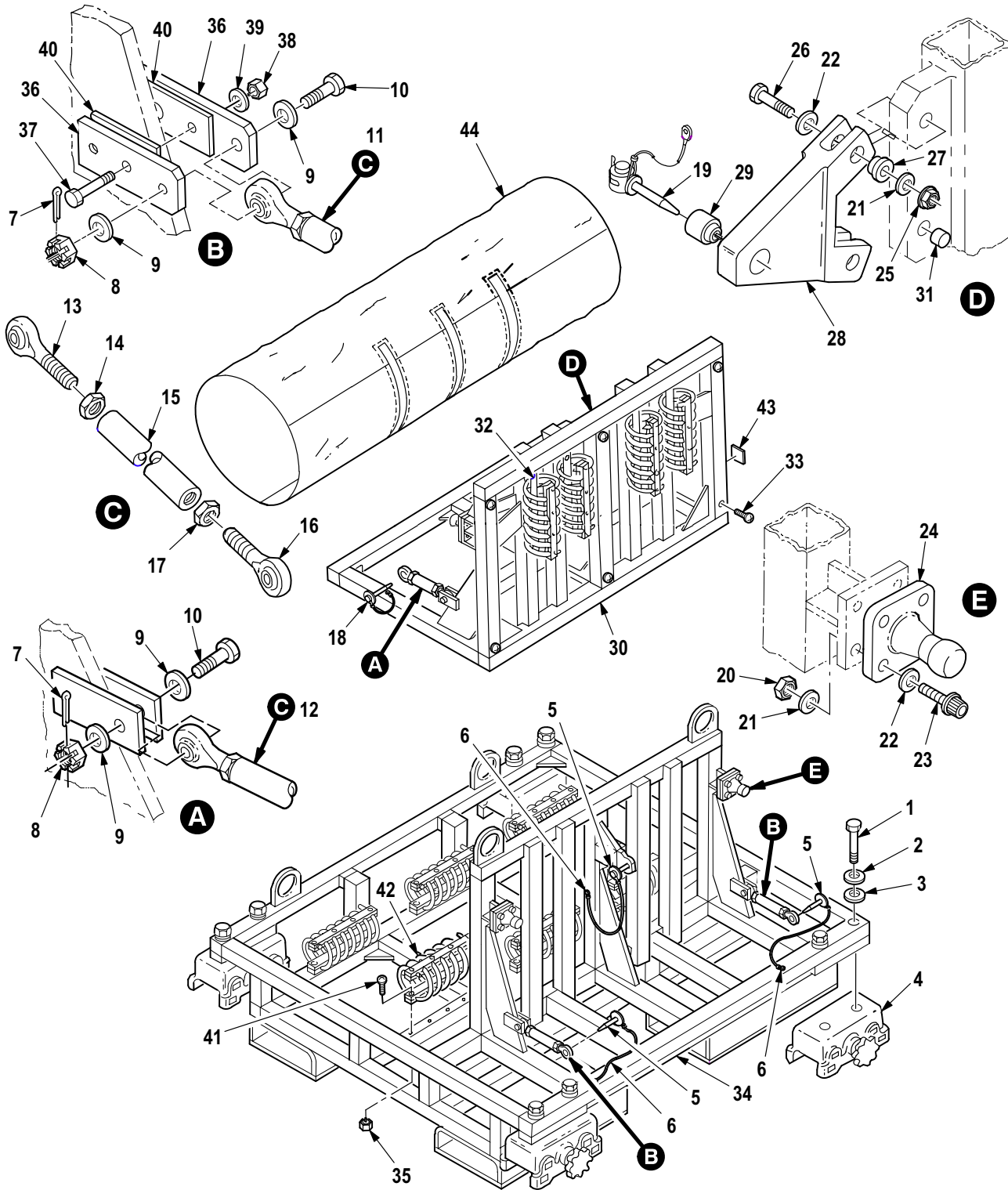
(1) ITEM NO.	(2) SMR CODE	(3) CAGE	(4) PART NUMBER	(5) DESCRIPTION AND USABLE ON CODE (UOC)	(6) QTY
				Group 80 Special Tools Fig. 754 Adapter Assembly, Main Rotor Blade Handling 7-2621 10028 See Fig. 753 for NHA	
1	PAOZZ	80205	NAS6209-6	• Bolt, Shear	8
2	PAOZZ	96906	MS35338-144	• Washer, Lock	8
3	PAOZZ	88044	AN960C916	• Washer, Flat	12
4	XDOZZ	02731	HS9008-0002	• Trolley, I-Beam	4
5	PAOZZ	80205	NAS1338A3C06D	• Pin, Quick Release	4
6	PAOZZ	02731	HS4494-4500	• Wire Rope Assembly	4
7	XDOZZ	02731	7-2621 10028-9	• Post Assembly	2
8	XDOZZ	02731	7-2621 10028-11	• Post Assembly	2
9	MFOZZ	02731	7-2621 10028-77	• Bar, Bumper	2
10	MFOZZ	02731	7-2621 10028-71	• Bar, Bumper	1
11	MFOZZ	02731	7-2621 10028-67	• Bar, Bumper	1
12	MFOZZ	02731	7-2621 10028-65	• Pad	2
13	MFOZZ	02731	7-2621 10028-73	• Bar, Bumper	1
14	MFOZZ	02731	7-2621 10028-69	• Bar, Bumper	3
15	PAOZZ	96906	MS21045-9	• Nut, Self-Locking, He	4
16	PAOZZ	80205	NAS1251A10-48	• Bolt, Ring	4
17	XDOZZ	02731	HS5068-0004	• Strap, Webbing	2
18	XDOZZ	02731	HS5216-2	• Plate, Identificatio	1
19	XAOZZ	02731	7-2621 10028-3	• Adapter, Welded Assy	1
20	MOOZZ	02731	7-26210001 1-3	Cable, Wire	1
21	PAOZZ	96906	MS51844-62	Swaging Sleeve, Wire	2
22	XDOZZ	02731	7-26210001 1-7	Plate, Comp Assy	1
23	XDOZZ	02731	HS5216-2	Plate, Identificatio	1
END OF FIGURE					



M09-1228

Figure 755. Group 80 Tool Kit, Aircraft Main Rotor Head
64-001-1234 (35151)

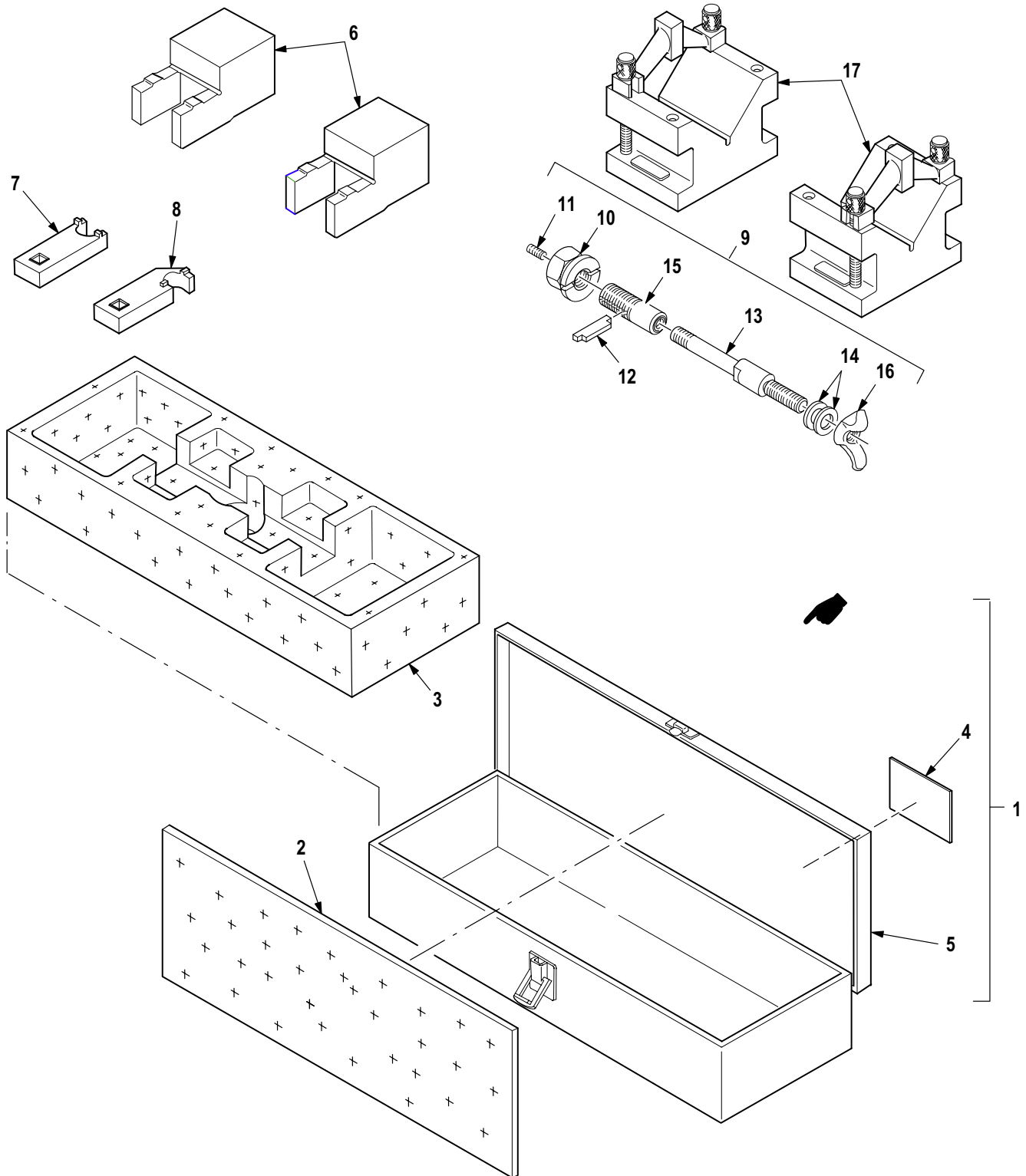
(1) ITEM NO.	(2) SMR CODE	(3) CAGE	(4) PART NUMBER	(5) DESCRIPTION AND USABLE ON CODE (UOC)	(6) QTY
				Group 80 Special Tools Fig. 755 Tool Kit, Aircraft Main Rotor Head 64-001-1234 (35151) See Fig. 715 for NHA	
1	PAOZZ	96906	MS9881-17	• Nut, Plain, Hexagon	1
2	PAOZZ	35151	64-001-1234-1 1	• Liner, Bearing Housi	1
3	PAOZZ	35151	NICE-610	• Bearing, Ball, Thrust	1
4	XDOZZ	35151	64-001-1234-2	• Fixture, Aircraft Ma	1
5	PAOZZ	35151	64-001-1234-3	• Pin, Shoulder, Headle	4
6	PAOZZ	88044	AN315-12R	• Nut, Plain, Hexagon	1
7	PAOZZ	35151	64-001-1234-4	• Bolt, Machine	1
8	PAOZZ	35151	64-001-1234-5	• Screw, Machine	1
9	PAOZZ	35151	64-001-1234-6	• Fixture, Aircraft Ma	1
10	PAOZZ	88044	AN4-24A	• Bolt, Machine	4
11	PAOZZ	83014	LW1185-2-6-00	• Wire Rope Assembly	4
12	PAOZZ	96906	MS35338-44	• Washer, Lock	4
13	PAOZZ	81352	AN340-416	• Nut, Plain, Hexagon	4
14	PAOZZ	62060	LA4BR2500	• Pin, Quick Release	4
15	XAOZZ	35151	64-001-1234-8	• Shoe, Puller	4
16	PAOZZ	35151	64-001-1234-78	• Leg Assembly, Mechan	4
17	PAOZZ	35151	64-001-1234-9	• Inserter, Seal	1
18	PAOZZ	35151	64-001-1234-10	• Support, Shipping An	1
19	XDOZD	03663	MP101203	• Shipping and Storag	1
20	XDOZZ	15563	CSA 011	• Plate, Identificatio	1
END OF FIGURE					



M09-817F

Figure 756. Group 80 Adapter Assembly, Engine Handling
7-262200003-601

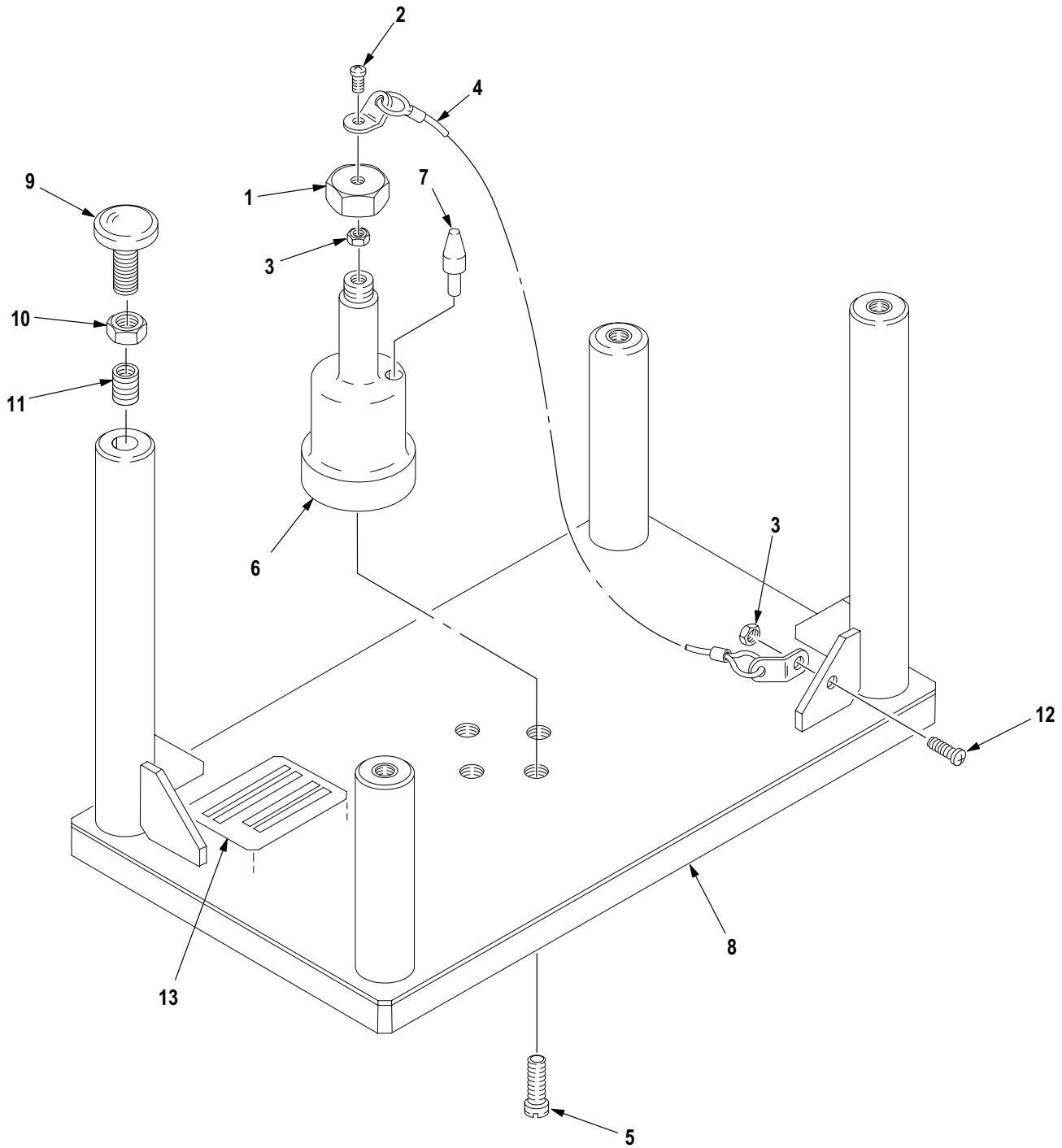
(1) ITEM NO.	(2) SMR CODE	(3) CAGE	(4) PART NUMBER	(5) DESCRIPTION AND USABLE ON CODE (UOC)	(6) QTY
				Group 80 Special Tools Fig. 756 Adapter Assembly, Engine Handling 7-262200003-601 See Fig. 753 for NHA	
1	PAOZZ	80205	NAS6209-54	• Bolt, Shear	8
2	PAOZZ	96906	MS35338-144	• Washer, Lock	8
3	PAOZZ	88044	AN960C916	• Washer, Flat	8
4	XDOZZ	02731	HS9008-0002	• Trolley, I-Beam	4
5	PAOZZ	96906	MS17984C615	• Pin, Quick Release	3
6	PAOZZ	02731	HS4494-41200	• Wire Rope Assembly	3
7	PAOZZ	96906	MS24665-136	• Pin, Cotter	5
8	PAOZZ	88044	AN320C6	• Nut, Plain, Slotted, H	5
9	PAOZZ	88044	AN960C-616	• Washer, Flat	10
10	PAOZZ	80205	NAS6606D18	• Bolt, Shear	5
11	XDOOO	02731	7-262210007-3	• Link Assy	3
12	XDOOO	02731	7-262210007	• Link Assy, Support	2
13	XDOZZ	02731	HS4607-6	•• Bearing, Ball, Rod En	1
14	PAOZZ	88044	AN316C7R	•• Nut, Plain, Hexagon	1
15	XDOZZ	02731	7-262210007-5	•• Link FWD (U/O P/N 7-262210007)	1
15	XDOZZ	02731	7-262210007-7	•• Link AFT (U/O P/N 7-262210007-3)	1
16	XDOZZ	02731	HS4607-6L	•• Rod End	1
17	PAOZZ	88044	AN316C7L	•• Nut, Plain, Hexagon	1
18	XDOZZ	02731	7-21 1670101	• Pin, Quick Release	2
19	XDOZZ	02731	7-21 1670103	• Pin, Quick Release	2
20	PAOZZ	96906	MS21044N5	• Nut, Self-Locking, He	16
21	PAOZZ	80205	NAS1149C0532R	• Washer, Flat	18
22	PAOZZ	96906	MS20002C5	• Washer, Recessed	18
23	PAOZZ	96906	MS21250H05010	• Bolt, Shear	16
24	XDOZZ	02731	7-31 1670131-3	• Support, Engine Moun	4
25	PAOZA	96906	MS21043-5	• Nut, Self-Locking, Ex	2
26	PAOZZ	80205	NAS6605-1 1	• Bolt, Shear	2
27	XDOZZ	02731	HS610J4380R3120170	• Bushing	2
28	XDOOO	02731	7-262210006	• Support, Primary	1
29	XDOZZ	02731	HS4157-6	•• Bearing, Plain, Self-	1
30	XDOOO	02731	7-262210003	• Support Assy shock Mount	1
31	XDOZZ	02731	HS4612-5	•• Bearing	2
32	PAOZZ	80205	NAS1330C4K271	•• Nut, Plain, Blind Riv	40
33	PAOZZ	96906	MS21318-58	•• Screw, Drive	6
34	XDOOO	02731	7-262210004-601	• Support Assy Fix Mount	1
35	PAOZZ	80205	NAS1330C4K271	•• Nut, Plain, Blind Riv	40
36	XDOZZ	02731	7-262210004-87	•• Plate	4
37	PAOZZ	80205	NAS6604-16	•• Bolt, Shear	4
38	PAOZZ	80205	MS21042-4	•• Nut, Self-Locking, Ex	4
39	PAOZZ	88044	AN960C416	•• Washer, Flat	4
40	XDOZZ	02731	7-262210004-89	•• Shim	2
41	PAOZZ	96906	MS51960-88	• Screw, Machine	80
42	XDOZZ	02731	HS5092-0003	• Mount, Resilient	10
43	XDOZZ	02731	HS5216-1	• Plate, Ident	1
44	XDOZZ	02731	7-262210005	• Cover	1
END OF FIGURE					



M09-1173C

Figure 757. Group 80 Tool Kit, Aircraft Maintenance (AVIM)
7-363100003-603

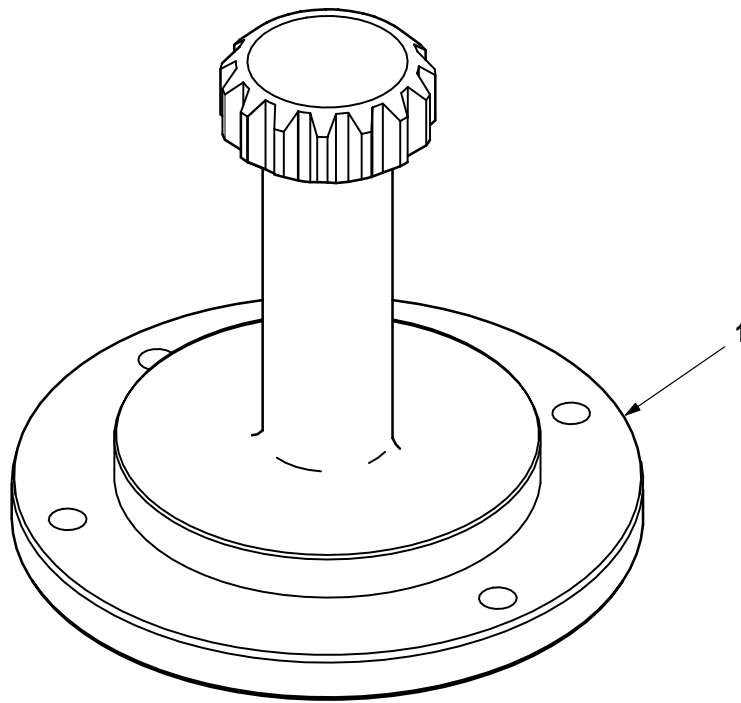
(1) ITEM NO.	(2) SMR CODE	(3) CAGE	(4) PART NUMBER	(5) DESCRIPTION AND USABLE ON CODE (UOC)	(6) QTY
				Group 80 Special Tools Fig. 757 Tool Kit, Aircraft Maintenance (AVIM) 7-363100003-603 See Fig. 717 for NHA	
1	XDFFF	02731	7-3631 10007-601	• Container Assembly	1
2	XDFZZ	02731	7-3631 10007-5	•• Filler, Lid	1
3	XDFZZ	02731	7-3631 10007-7	•• Filler, Bottom	1
4	XDFZZ	02731	HS5216-1	•• Plate, Ident	1
5	XAFZZ	02731	7-363120012	•• Container	1
6	PAFZZ	02731	7-3631 10008	• Gage Block Set	1
7	PAFZZ	02731	7-3631 10009	• Wrench, Spanner	1
8	PAFZZ	02731	7-3631 10010	• Adapter, Torque Wren	1
9	AFFFF	02731	7-3631 10017-603	• Tool, Installation	1
10	PAFZZ	02731	7-3631 10017-1 1	•• Nut, Sleeve	1
11	PAFZZ	80205	NAS1081C4D8	•• Setscrew	1
12	PAFZZ	02731	7-3631 10017-19	•• Key, Machine	1
13	PAFZZ	02731	7-3631 10017-7	•• Stud, Shouldered	1
14	PAFZZ	96906	MS15795-931	•• Washer, Flat	2
15	PAFZZ	02731	7-3631 10017-13	•• Post, Electrical-Mec	1
16	PAFZZ	96906	MS35425-75	•• Nut, Plain, Wing	1
17	PAFZZ	59025	9130	• V-Block	V
END OF FIGURE					



M09-1135

Figure 758. Group 80 Fixture, Tail Rotor Head Assembly and Repair (AVIM)
7-36310002

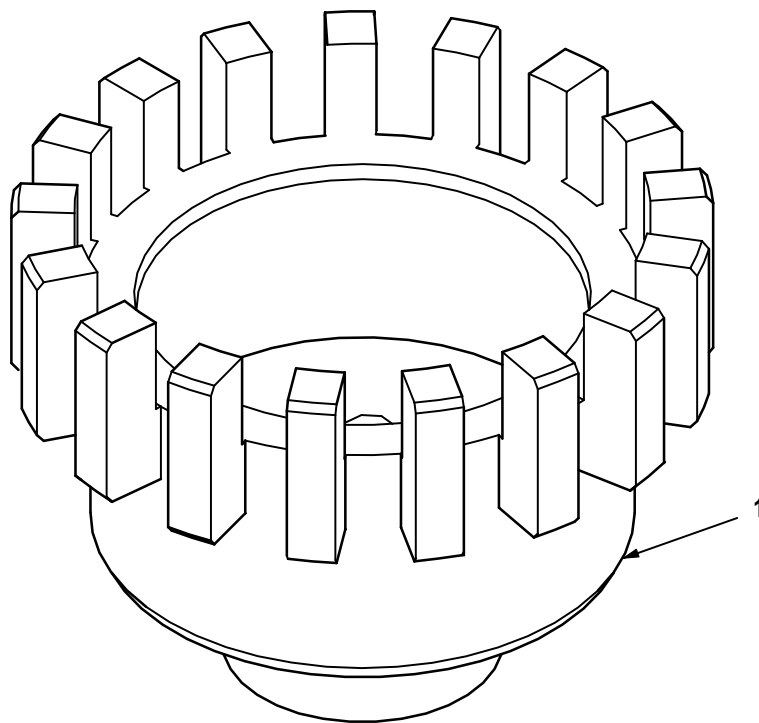
(1) ITEM NO.	(2) SMR CODE	(3) CAGE	(4) PART NUMBER	(5) DESCRIPTION AND USABLE ON CODE (UOC)	(6) QTY
				Group 80 Special Tools Fig. 758 Fixture, Tail Rotor Head Assembly and Repair (AVIM) 7-363100002 See Fig. 717 for NHA	
1	PAFZZ	02731	7-3631 10013-5	• Nut, Plain, Hexagon	1
2	PAFZZ	02731	HS4179-3-2	• Screw, Machine	1
3	PAFZA	96906	MS21043-3	• Nut, Self-Locking, Ex	2
4	PAFZZ	02731	HS5154-1214	• Wire Rope Assembly	1
5	XDFZZ	80205	NAS146-18	• Bolt, Internal Wrenc	4
6	PAFZZ	02731	7-3631 10013-3	• Pedestal, Detail, Tai	1
7	PAFZZ	02731	7-3631 10013-13	• Pin, Shoulder, Headless	1
8	XAFZZ	02731	7-363100002-3	• Weld Assy	1
9	PAFZZ	8V613	7-3631 10013-7	• Rest Assembly, Screw	4
10	PAFZZ	80205	NAS1423-6	• Nut, Plain, Hexagon	4
11	PAFZZ	96906	MS51831-204L	• Insert, Screw Thread	4
12	PAFZZ	02731	HS4179-3-4	• Screw, Machine	1
13	XDFZZ	02731	HS5216-1	• Plate, Ident	1
END OF FIGURE					



M09-1241

Figure 759. Group 80 Brake, Input Pinion Gear

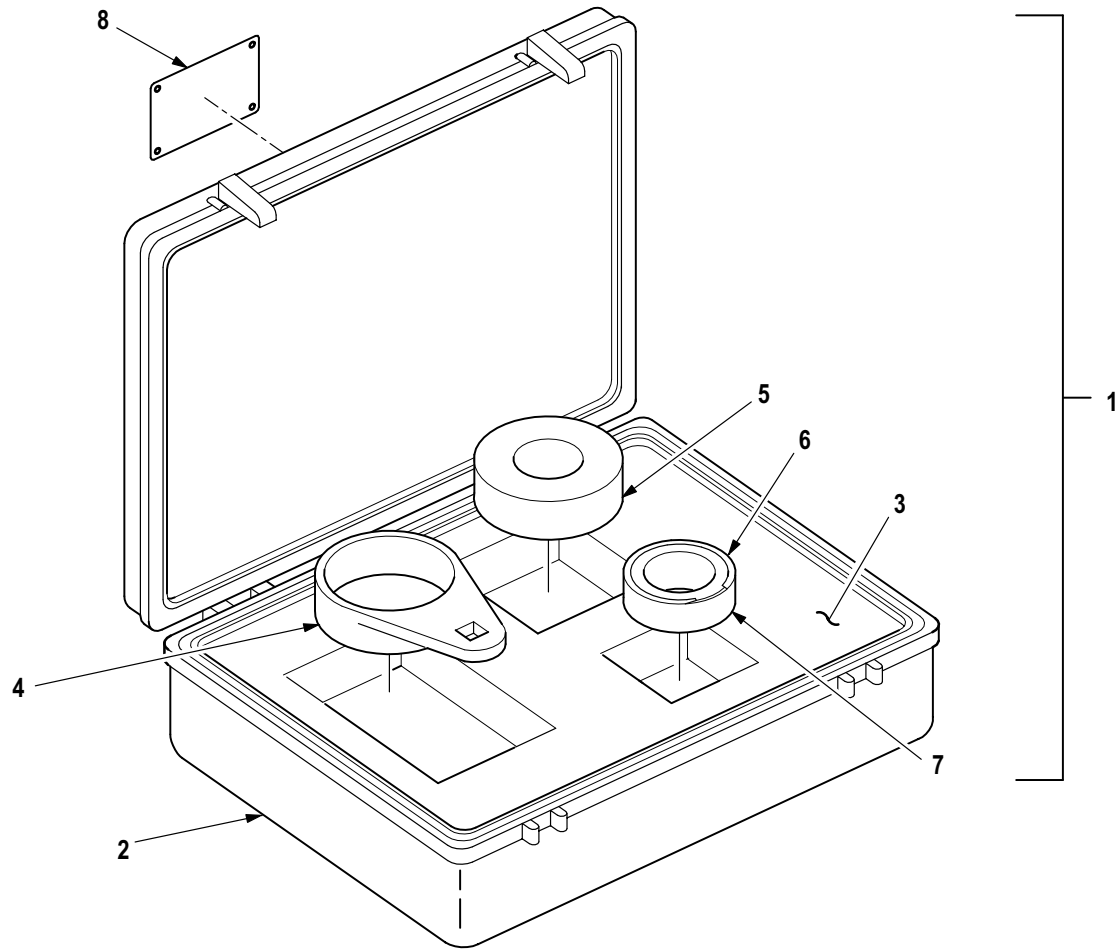
(1) ITEM NO.	(2) SMR CODE	(3) CAGE	(4) PART NUMBER	(5) DESCRIPTION AND USABLE ON CODE (UOC)	(6) QTY
1	PBOZZ	60168	140036	Group 80 Special Tools Fig. 759 Brake, Input Pinion Gear • Fixture, Aircraft Ma END OF FIGURE	1



M09-1242

Figure 760. Group 80 Socket, Rotor Brake

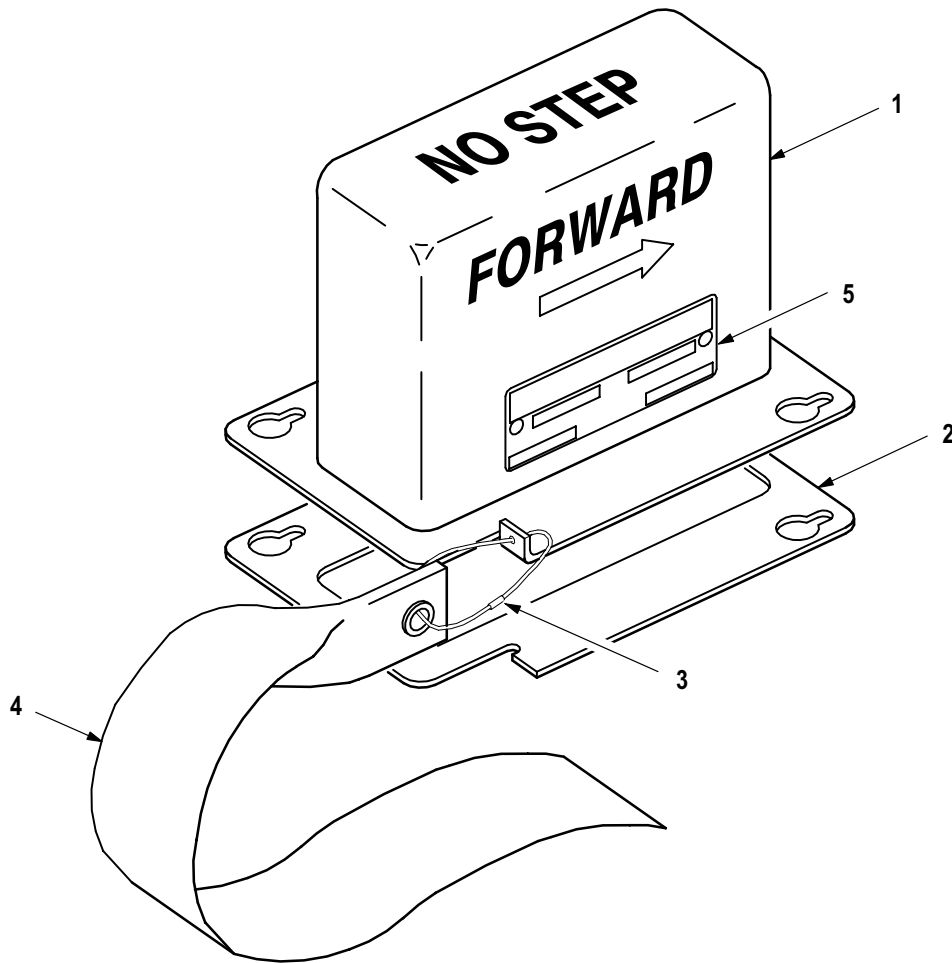
(1) ITEM NO.	(2) SMR CODE	(3) CAGE	(4) PART NUMBER	(5) DESCRIPTION AND USABLE ON CODE (UOC)	(6) QTY
1	PBOZZ	60168	140017-1	Group 80 Special Tools Fig. 760 Socket, Rotor Brake • Rotor Assembly, Disc END OF FIGURE	1



M09-1243A

Figure 761. Group 80 Socket, Locknut Set

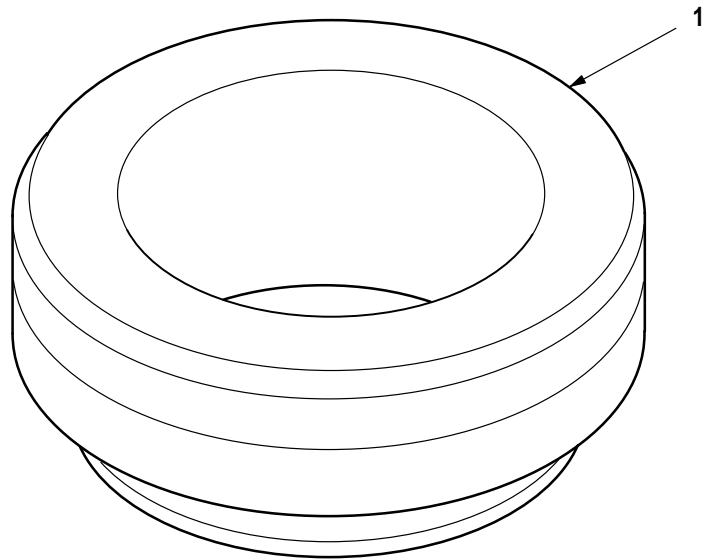
(1) ITEM NO.	(2) SMR CODE	(3) CAGE	(4) PART NUMBER	(5) DESCRIPTION AND USABLE ON CODE (UOC)	(6) QTY
				Group 80 Special Tools Fig. 761 Socket, Locknut Set	
1	XDOOO	60168	140079	• Socket Set, Locknut	1
2	XDOZZ	51021	PP-1400	•• Box	1
3	XDOZZ	60168	140078	•• Insert	1
4	PAOZZ	60168	140035-1	•• Socket, Wrench, Face	1
5	PAOZZ	60168	140077-1	•• Cap, Valve	1
6	PAOZZ	80756	UR-225-S	•• Ring, Retaining	1
7	XDOZZ	60168	140085-1	•• Screw, Machine	1
8	XDOZZ	60168	0003-84-0006	•• Plate, Identificatio	1
END OF FIGURE					



M09-1244

Figure 762. Group 80 Cover, Ice Sensor Assembly

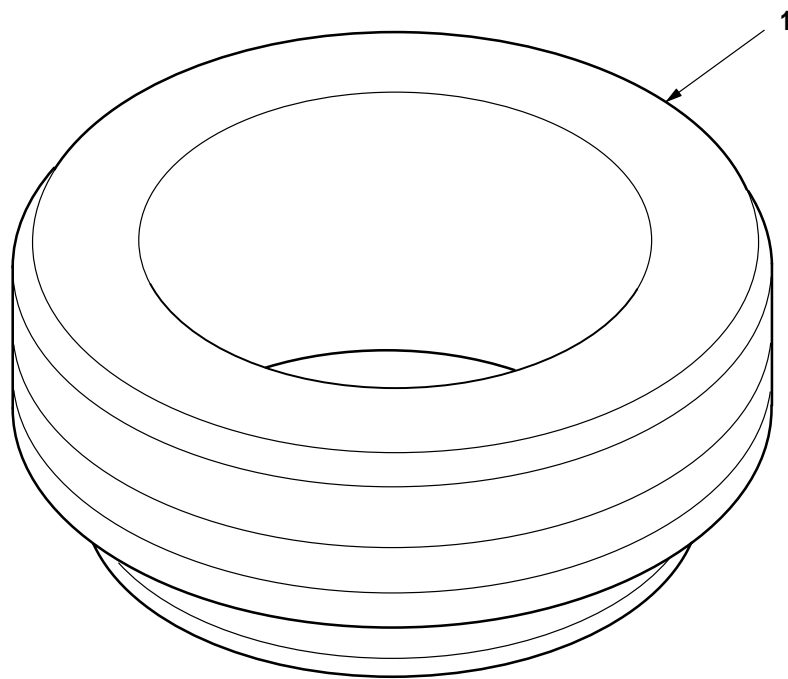
(1) ITEM NO.	(2) SMR CODE	(3) CAGE	(4) PART NUMBER	(5) DESCRIPTION AND USABLE ON CODE (UOC)	(6) QTY
				Group 80 Special Tools Fig. 762 Cover, Ice Sensor Assembly	
1	PBOOO	60168	140026	• Guard, Aircraft Grou	1
2	PAOZZ	60168	140025-1	•• Gasket	1
3	PAOZZ	96906	MS51844-82	•• Swaging Sleeve, Wire	1
4	PAOZZ	80205	NAS1756-24	•• Streamer, Warning	1
5	XDOZZ	60168	070023-1	•• Plate, Identificatio	1
END OF FIGURE					



M09-1245

Figure 763. Group 80 Tool, Output Shaft Seal Installation

(1) ITEM NO.	(2) SMR CODE	(3) CAGE	(4) PART NUMBER	(5) DESCRIPTION AND USABLE ON CODE (UOC)	(6) QTY
1	PBFZZ	60168	140004	Group 80 Special Tools Fig. 763 Tool, Output Shaft Seal Installation • Inserter, Seal END OF FIGURE	1

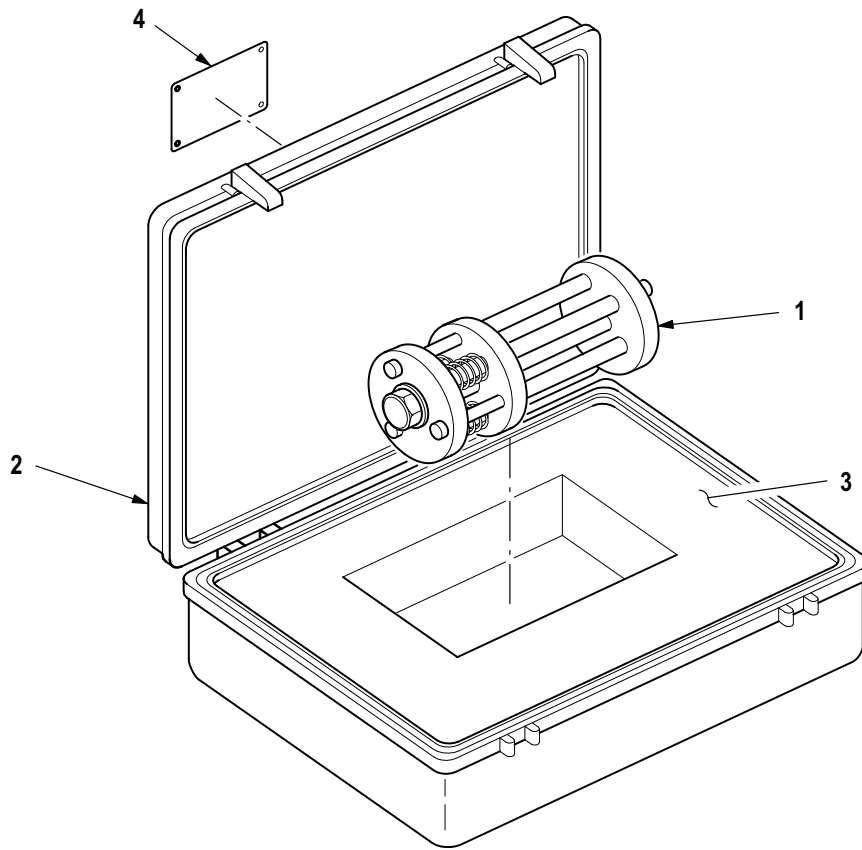


M09-1246

Figure 764. Group 80 Tool, Input Shaft Seal Installation

(1) ITEM NO.	(2) SMR CODE	(3) CAGE	(4) PART NUMBER	(5) DESCRIPTION AND USABLE ON CODE (UOC)	(6) QTY
1	PBFZZ	60168	140008	Group 80 Special Tools Fig. 764 Tool, Input Shaft Seal Installation • Inserter, Seal END OF FIGURE	1

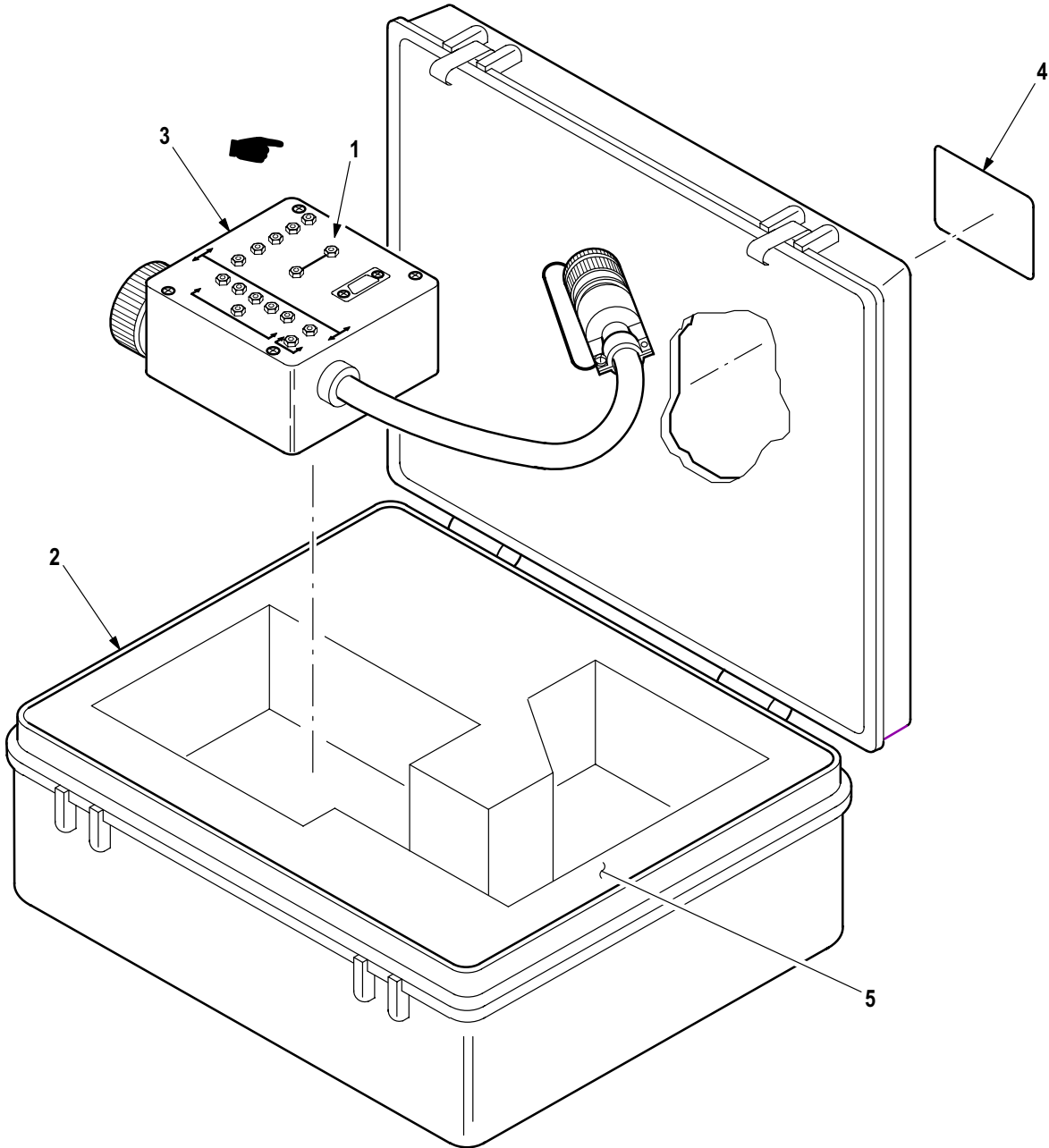
(1) ITEM NO.	(2) SMR CODE	(3) CAGE	(4) PART NUMBER	(5) DESCRIPTION AND USABLE ON CODE (UOC)	(6) QTY
				Group 80 Special Tools Fig. 765 Kit, Spreader Bar/Positioning	
1	PBOOO	60168	140098	• Spreader Bar Kit	1
2	XDOZZ	29724	102401-2	•• Case, Spreader Bar	1
3	XDOZZ	60168	140097-2	•• Insert, Top	1
4	XDOZZ	60168	140097-1	•• Insert, Bottom	1
5	XDFZZ	60168	003-84-0006	•• Plate, Identificatio	1
6	XDOOO	60168	140096	•• Spreader Bar	1
7	PAOZZ	96906	MS51957-13	••• Screw, Machine	2
8	PAOZZ	96906	MS15795-803	••• Washer, Flat	2
9	PAOZZ	99862	CL-5-ABPK-1-C	••• Pin, Quick Release	2
10	XDOZZ	60168	070023-1	••• Plate, Identificatio	1
END OF FIGURE					



M09-1248A

Figure 766. Group 80 Teeter Stop Bonding Fixture

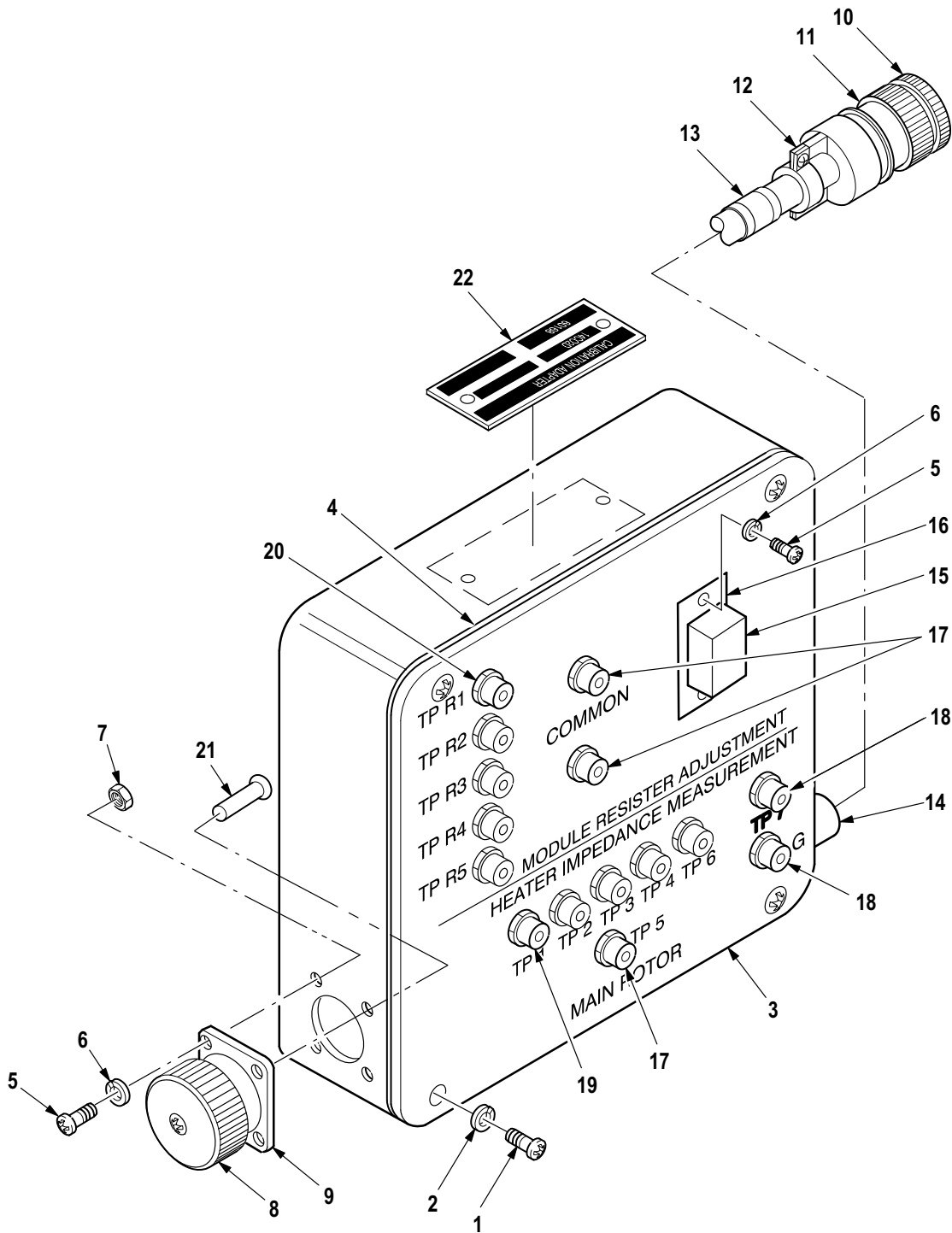
(1) ITEM NO.	(2) SMR CODE	(3) CAGE	(4) PART NUMBER	(5) DESCRIPTION AND USABLE ON CODE (UOC)	(6) QTY
				Group 80 Special Tools Fig. 766 Teeter Stop Bonding Fixture	
1	PBFFF	60168	140065	• Fixture, Aircraft Ma	1
2	XAFZZ	51021	PP-1400	•• Box	1
3	XDFZZ	60168	140064	•• Insert, Bonding Fix	1
4	XDFZZ	60168	003-84-006	•• Plate, Identificatio	1
END OF FIGURE					



M09-1252B

Figure 767. Group 80 Adapter Assembly, Calibration

(1) ITEM NO.	(2) SMR CODE	(3) CAGE	(4) PART NUMBER	(5) DESCRIPTION AND USABLE ON CODE (UOC)	(6) QTY
				Group 80 Special Tools Fig. 767 Adapter Assembly, Calibration	
1	PBOFF	60168	140054	• Adapter, Test	1
2	XAOZZ	51021	PP-1400	•• Box	1
3	XDOFF	60168	140020	•• Adapter, Calibration (See Fig. 768 for Breakdown)	1
4	XDOZZ	60168	0003-84-0006	•• Plate, Identificatio	1
5	XDOZZ	60168	140055-1	•• Insert	1
END OF FIGURE					

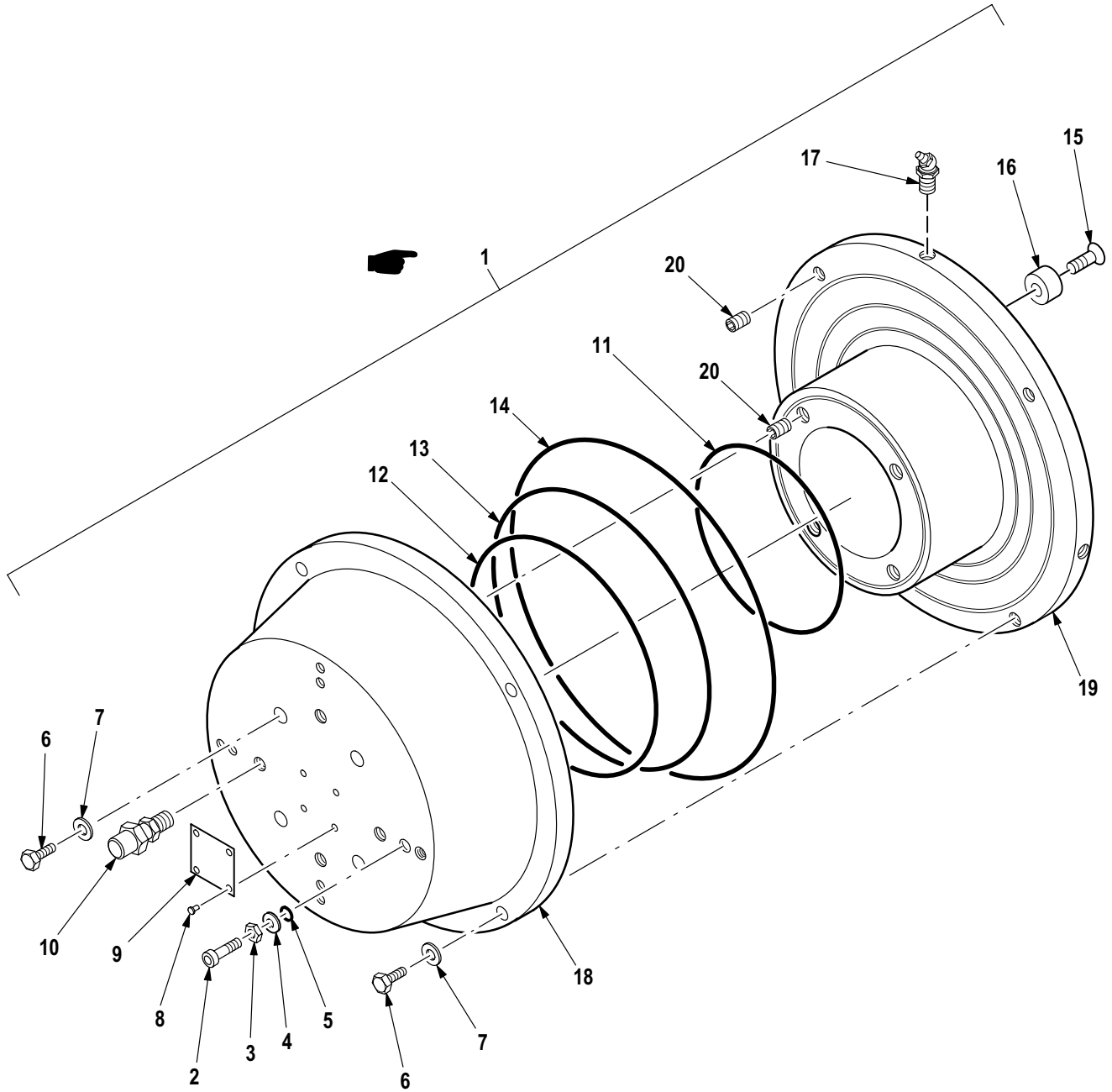


M09-1256

Figure 768. Group 80 Adapter, Calibration, Rotor Blade De-Ice System 140020 (60168)

(1) ITEM NO.	(2) SMR CODE	(3) CAGE	(4) PART NUMBER	(5) DESCRIPTION AND USABLE ON CODE (UOC)	(6) QTY
				Group 80 Special Tools Fig. 768 Adapter, Calibration, Rotor Blade De-Ice System 140020 (60168) See Fig. 767 for NHA	
1	PAFZZ	96906	MS35206-247	• Screw, Machine	4
2	PAFZZ	96906	MS35338-42	• Washer, Lock	4
3	XDOFF	60168	140018-1	• Cover, Adapter	1
4	XDOZZ	60168	140021-1	• Gasket	1
5	PAFZZ	96906	MS35206-215	• Screw, Machine	6
6	PAFZZ	96906	MS35338-40	• Washer, Lock	6
7	PAFZZ	80205	NAS671-4	• Nut, Plain, Hexagon	6
8	XDOZZ	96906	MS25043-24D	• Cover, Dust	1
9	PAFZZ	96906	MS3452W24-10P	• Connector, Receptacl	1
10	PAOZZ	81349	M83723/59-1 14RC	• Cover, Electrical Co	1
11	PAFZZ	81349	M83723/86W1407N	• Connector, Plug, Elec	1
12	PAOZZ	81349	M85049/52-1-14N	• Clamp, Cable, Electri	1
13	XDOZZ	60168	140101	• Label	1
14	PAOZZ	28520	1497	• Bushing, Strain Reli	1
15	XDOZZ	71468	DE-59-20	• Cover, Dust	1
16	PAFZA	81349	M24308/2-1	• Connector, Receptacl	1
17	PAFZA	81349	M39024/10-03	• Jack, Tip (Black)	3
18	PAFZA	81349	M39024/10-05	• Jack, Tip (Green)	2
19	PAFZA	81349	M39024/10-02	• Jack, Tip (Red)	5
20	PAFZA	81349	M39024/10-08	• Jack, Tip (Yellow)	5
21	PAFZA	96906	MS3348-8-10	• Contact, Electrical	2
22	XDOZZ	60168	070023-1	• Plate, Identificatio	1
END OF FIGURE					

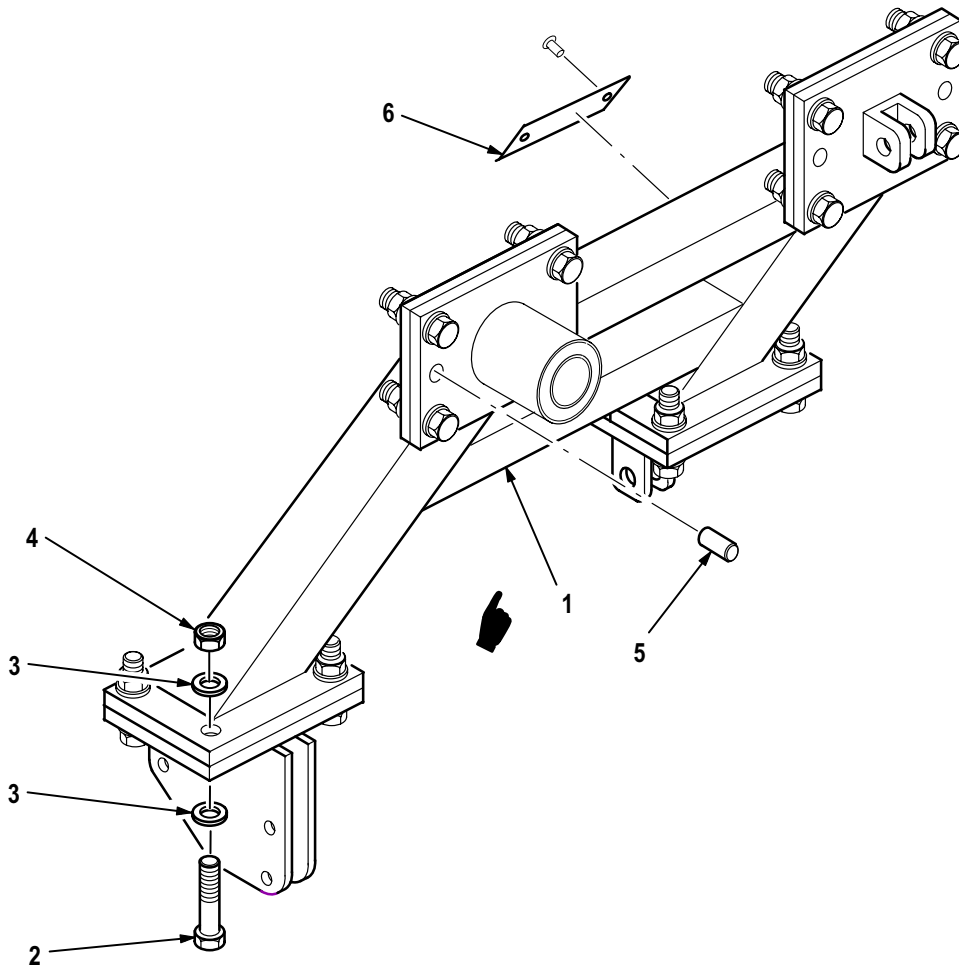
Figure 769. Figure Deleted



M09-1255B

Figure 770. Group 80 Packer Assembly, Main Rotor Bearing

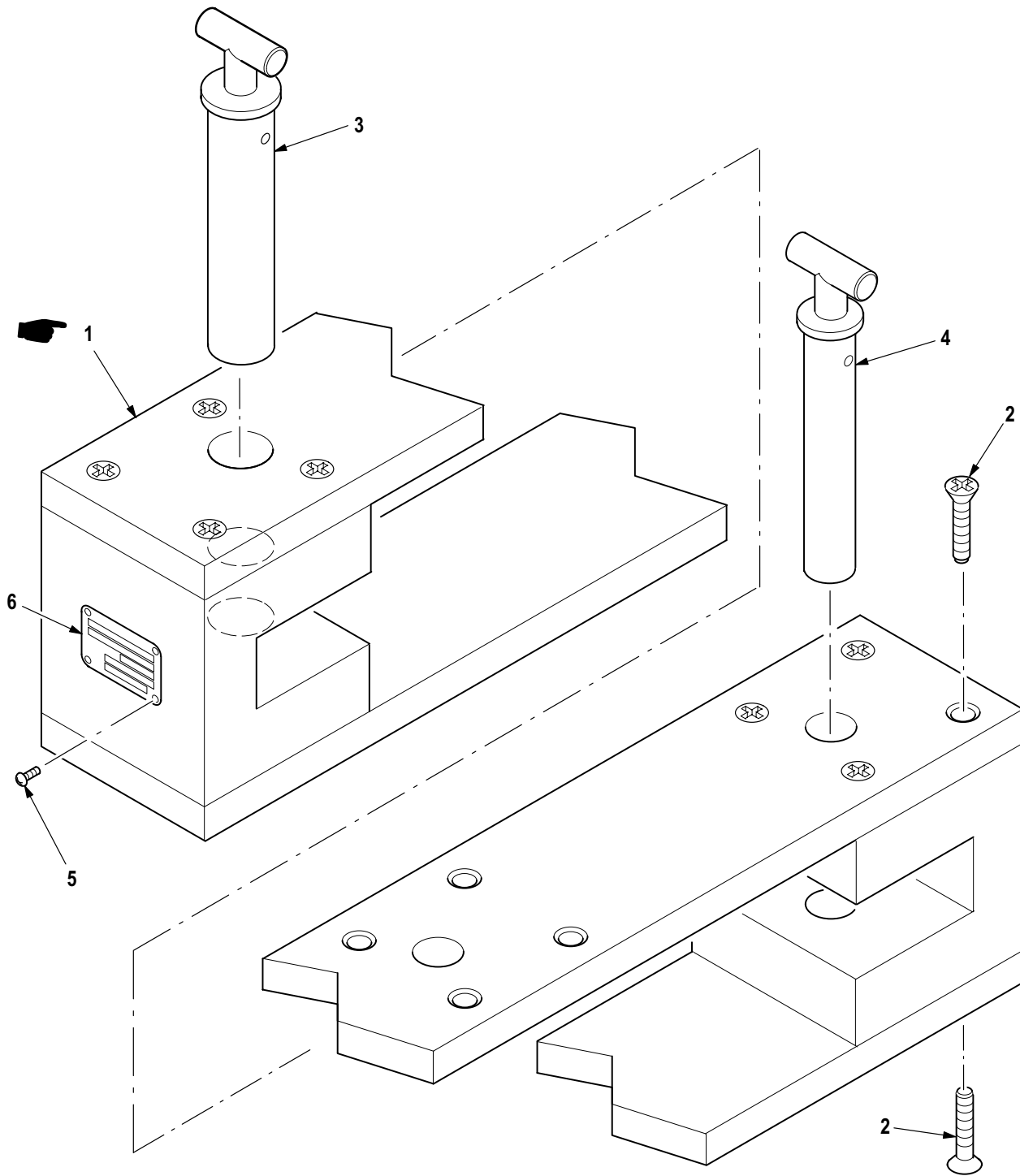
(1) ITEM NO.	(2) SMR CODE	(3) CAGE	(4) PART NUMBER	(5) DESCRIPTION AND USABLE ON CODE (UOC)	(6) QTY
				Group 80 Special Tools Fig. 770 Packer Assembly, Main Rotor Bearing	
1	PDOOO	60168	140145	• Lubricant Packer, Be	1
2	XDOZZ	39428	95868A245	•• Screw, Cap, Socket He	8
3	PAOZZ	39428	94812A115	•• Nut, Plain, Hexagon	8
4	PAOZA	39428	90295A120	•• Washer, Flat	8
5	XDOZZ	53711	820-4551 181-1	•• Packing, Preformed	8
6	PAOZZ	88044	AN4C6A	•• Bolt, Machine	8
7	PAOZZ	88044	AN960C416	•• Washer, Flat	8
8	PAOZZ	80205	MS21318-27	•• Screw, Drive	4
9	XDOZZ	60168	0003-84-0006	•• Plate, Identificatio	1
10	PAOZZ	28968	6610M24	•• Valve, Bleeder, Hydra	4
11	PAOZZ	96906	MS29513-252	•• O-Ring	1
12	PAOZZ	96906	MS29513-261	•• Packing, Preformed	1
13	PAOZZ	96906	MS29513-267	•• O-Ring	1
14	PAOZZ	96906	MS29513-275	•• O-Ring	1
15	PAOZZ	96906	MS24671-20	•• Screw, Cap, Socket He	4
16	XDOZZ	60168	140148-1	•• Lubricant Packer, Be	4
17	PAOZZ	96906	MS15006-3	•• Fitting, Lubrication	4
18	XAOZZ	60168	140147-1	•• Cover, Bearing Packe	1
19	XAOZZ	60168	140146-1	•• Plate, Bearing Packe	1
20	PAOZZ	96906	MS124696	••• Insert, Screw Thread	8
END OF FIGURE					



M09-1250B

Figure 771. Group 80 Rod/Link Adjustment Tool Assembly, Right

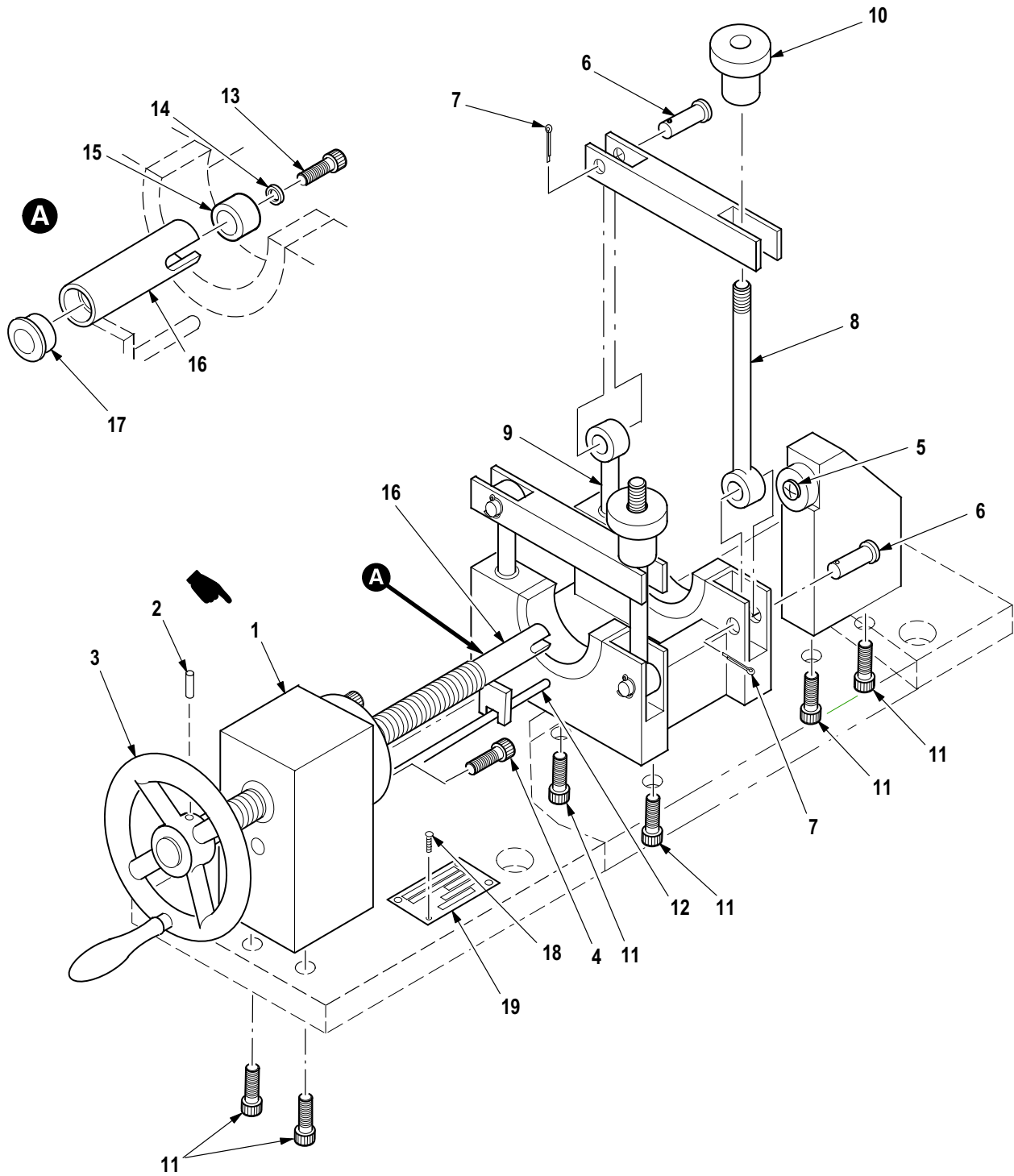
(1) ITEM NO.	(2) SMR CODE	(3) CAGE	(4) PART NUMBER	(5) DESCRIPTION AND USABLE ON CODE (UOC)	(6) QTY
				Group 80 Special Tools Fig. 771 Rod/Link Adjustment Tool Assembly, Right	
1	PDOOO	60168	140134	• Fixture, Aircraft Ma	1
2	PAOZZ	88044	AN4-12A	•• Bolt, Machine	8
3	PAOZZ	88044	AN960-416	•• Washer, Flat	32
4	PAOZZ	96906	MS17829-4F	•• Nut, Self-Locking, He	16
5	PAOZZ	80205	NAS607-4-6P	•• Pin, Straight, Hea	8
6	XDOZZ	60168	070023-1	•• Plate, Identificatio	1
END OF FIGURE					



M09-1251D

Figure 772. Group 80 Fixture, Shock Strut Restraining

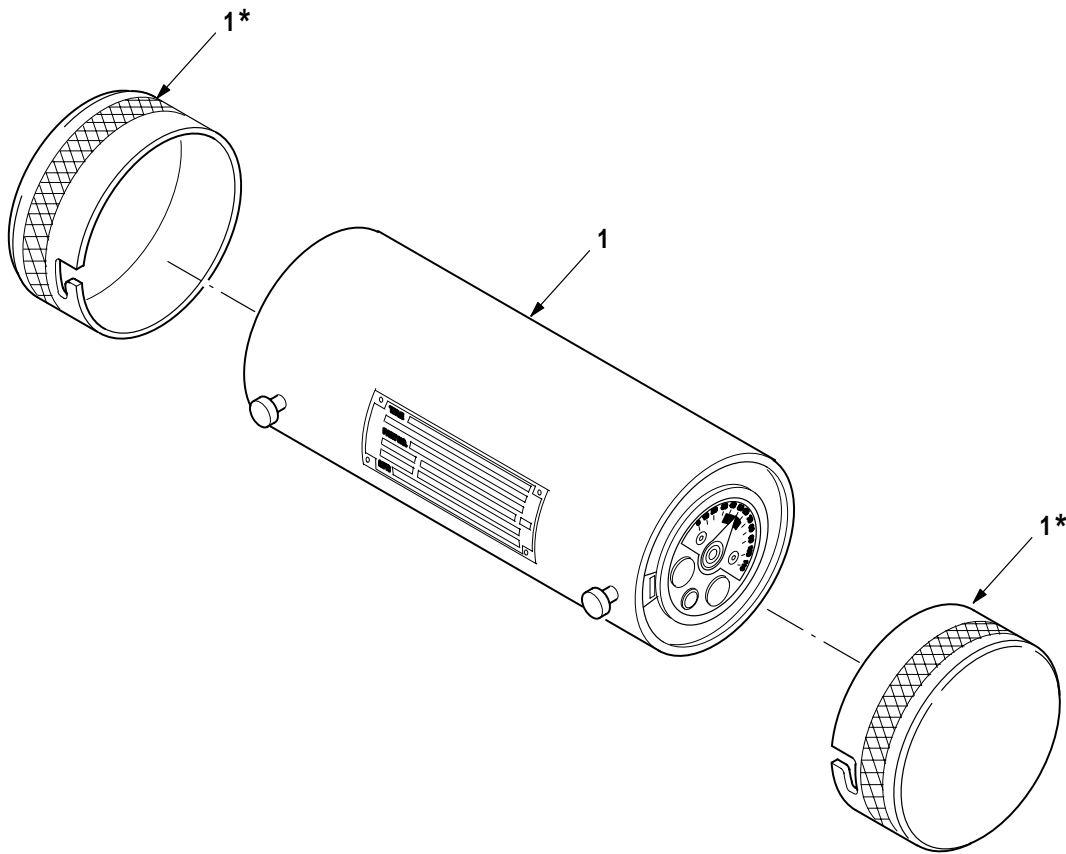
(1) ITEM NO.	(2) SMR CODE	(3) CAGE	(4) PART NUMBER	(5) DESCRIPTION AND USABLE ON CODE (UOC)	(6) QTY
				Group 80 Special Tools Fig. 772 Fixture, Shock Strut Restraining	
1	PDOOO	60168	140159	• Fixture, Aircraft Ma	1
2	PAOZZ	56878	16990-8C-28	•• Screw, Machine	16
3	XDOZZ	60168	140156	•• Pin, Dia 1.75 Assy	1
4	XDOZZ	60168	140158	•• Pin, Dia 1.25 Assy	1
5	PAOZZ	80205	MS21318-27	•• Screw, Drive	4
6	XDOZZ	60168	070030-1	•• Ident Plate	1
END OF FIGURE					



M09-1249D

Figure 773. Group 80 Spring Compressor, Fork Assembly

(1) ITEM NO.	(2) SMR CODE	(3) CAGE	(4) PART NUMBER	(5) DESCRIPTION AND USABLE ON CODE (UOC)	(6) QTY
				Group 80 Special Tools Fig. 773 Spring Compressor, Fork Assembly	
1	PDOOO	60168	140125	• Fixture, Aircraft Ma	1
2	PAOZZ	39428	92383A361	•• Pin, Straight, Headle	1
3	XDOZZ	60168	140124	•• Hand Wheel Assy	1
4	PAOZZ	96906	MS16996-24	•• Screw, Cap, Socket He	4
5	PAOZZ	96906	MS24694S102	•• Screw, Machine	1
6	PAOZZ	96906	MS20392-5P29	•• Pin, Straight, Headed	5
7	PAOZZ	96906	MS24665-300	•• Pin, Cotter	5
8	XDOZZ	60168	140109	•• Eye Bolt, 4.25	2
9	XDOZZ	60168	140110	•• Eye Bolt, 2.50	2
10	PAOZZ	99862	CL-16725	•• Knob	2
11	PAOZZ	96906	MS16995-81	•• Screw, Cap, Socket He	10
12	XDOZZ	60168	140111-1	•• Rod Support	1
13	PAOZZ	96906	MS16996-9	•• Screw, Cap, Socket He	1
14	PAOZZ	96906	MS15795-848	•• Washer, Flat	1
15	PAOZZ	16286	SS1620-8	•• Bearing, Sleeve	1
16	XDOZZ	60168	140122	•• Pusher, Cam	1
17	PAOZZ	16286	SF-1620-9	•• Bearing, Sleeve	1
18	PAOZZ	80205	MS21318-27	•• Screw, Drive	4
19	XDOZZ	60168	0003-84-0006	•• Plate, Identificatio	1
END OF FIGURE					

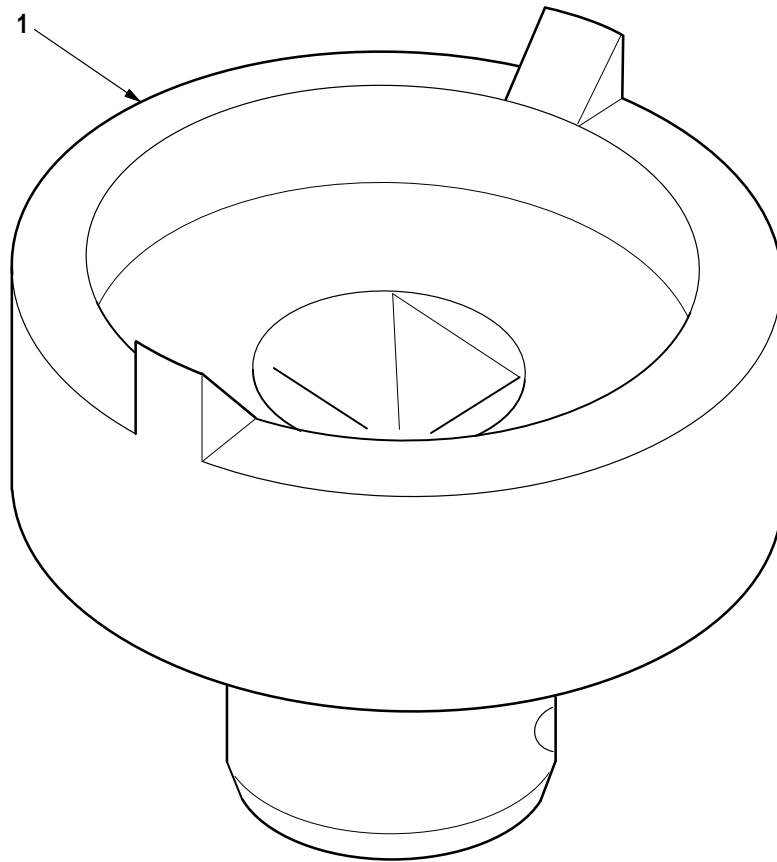


* SUPPLIED WITH ATTACHED ITEM

M09-1333

Figure 774. Group 80 Test Set, Pylon Ejector

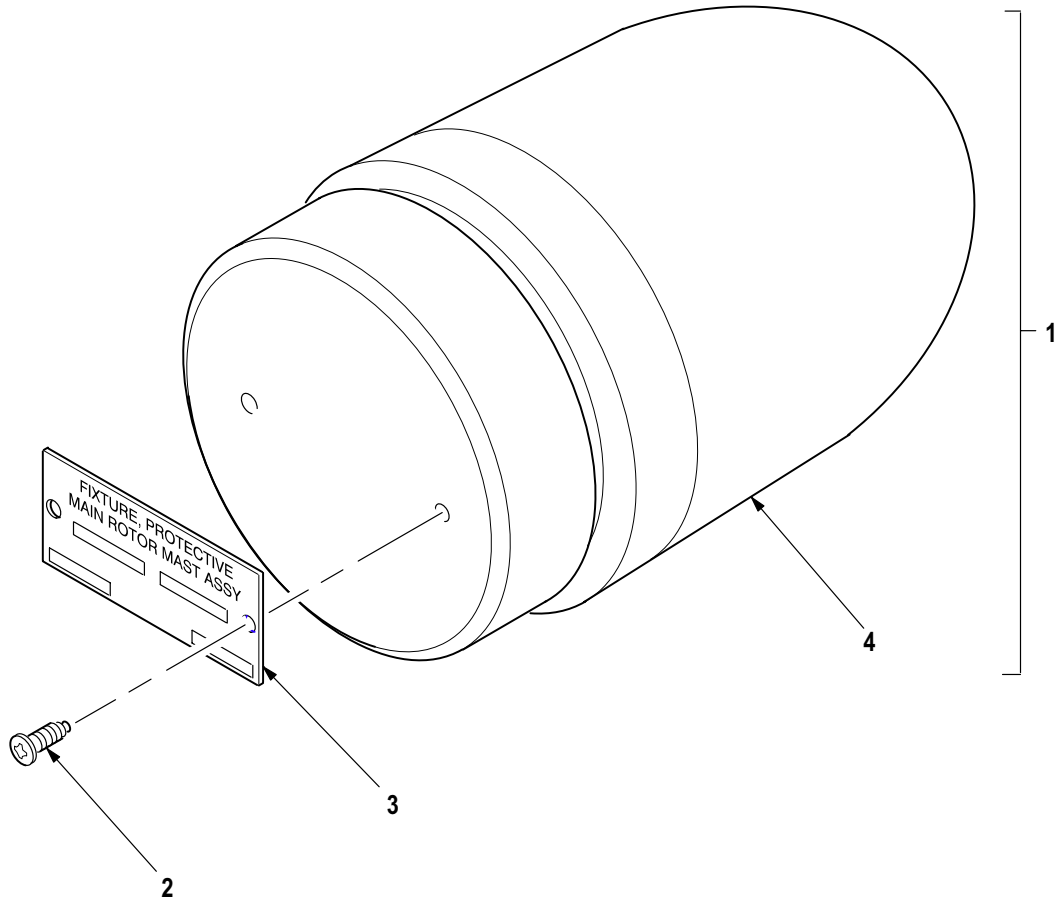
(1) ITEM NO.	(2) SMR CODE	(3) CAGE	(4) PART NUMBER	(5) DESCRIPTION AND USABLE ON CODE (UOC)	(6) QTY
1	PBODD	76793	2952D24393	Group 80 Special Tools Fig. 774 Test Set, Pylon Ejector • Test Set, Pylon Ejec END OF FIGURE	1



M09-1332

Figure 775. Group 80 Socket, Wrench, Main Transmission

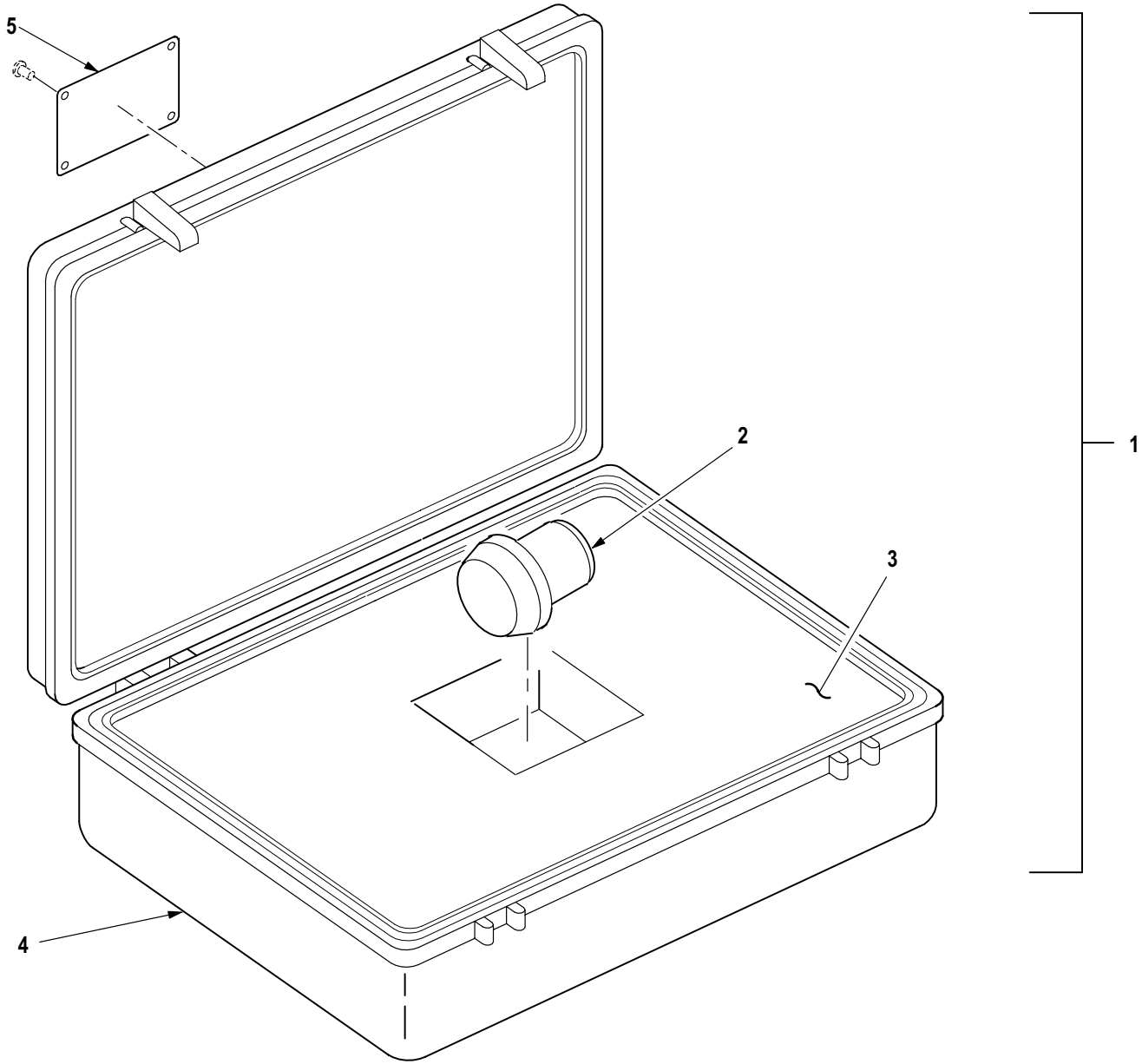
(1) ITEM NO.	(2) SMR CODE	(3) CAGE	(4) PART NUMBER	(5) DESCRIPTION AND USABLE ON CODE (UOC)	(6) QTY
1	PBFZZ	02731	7-3621 10209	Group 80 Special Tools Fig. 775 Socket, Wrench, Main Transmission • Socket, Wrench, Face END OF FIGURE	1



M09-1331

Figure 776. Group 80 Fixture, Protective, Main Rotor Mast

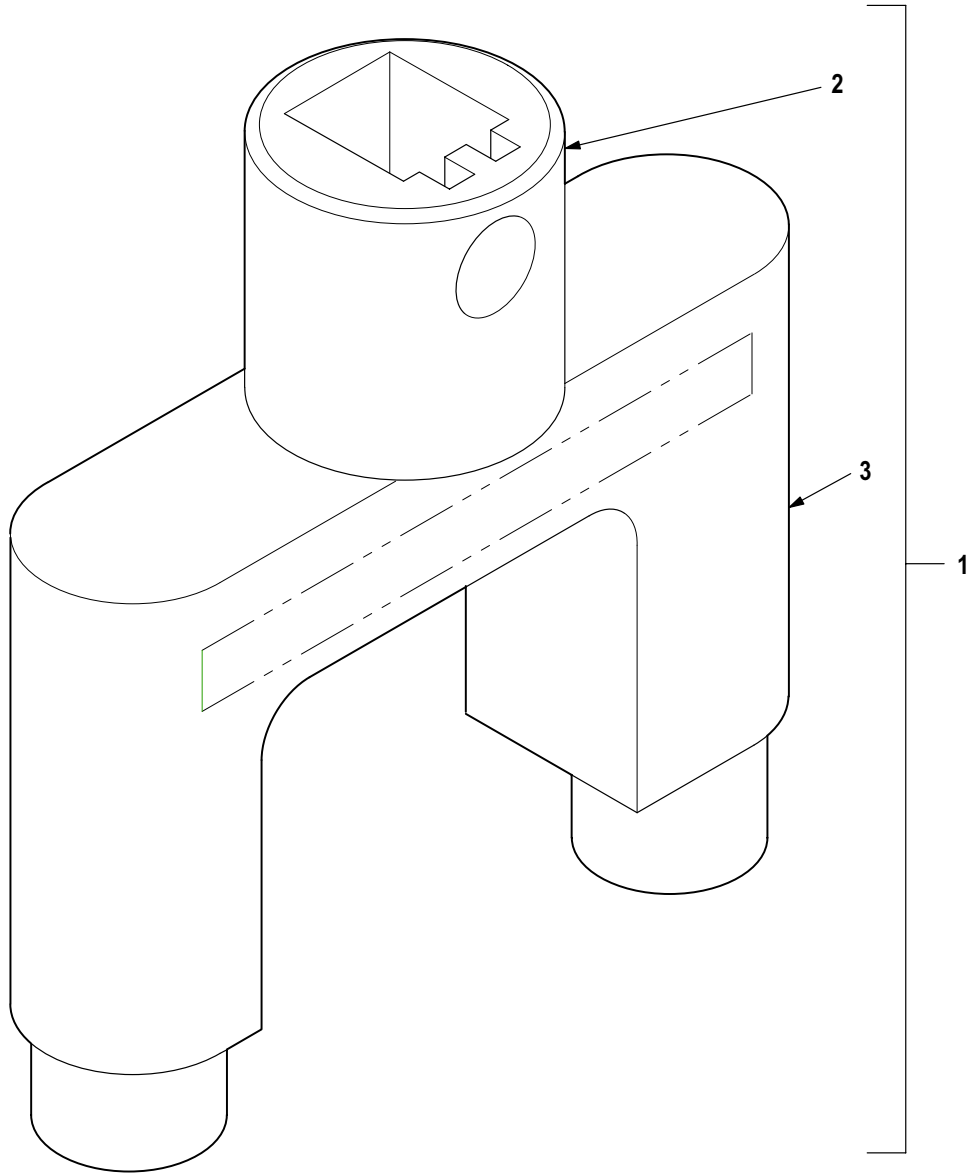
(1) ITEM NO.	(2) SMR CODE	(3) CAGE	(4) PART NUMBER	(5) DESCRIPTION AND USABLE ON CODE (UOC)	(6) QTY
				Group 80 Special Tools Fig. 776 Fixture, Protective, Main Rotor Mast	
1	PAOOO	60168	140106	• Fixture, Aircraft Ma	1
2	PAOZZ	96906	MS51861-12C	•• Screw, Tapping	2
3	XDOZZ	60168	070023-1	•• Plate, Identificatio	1
4	XDOOO	60168	140107	•• Fixture, Aircraft Ma	1
END OF FIGURE					



M09-1330

Figure 777. Group 80 Plug, Seal Kit

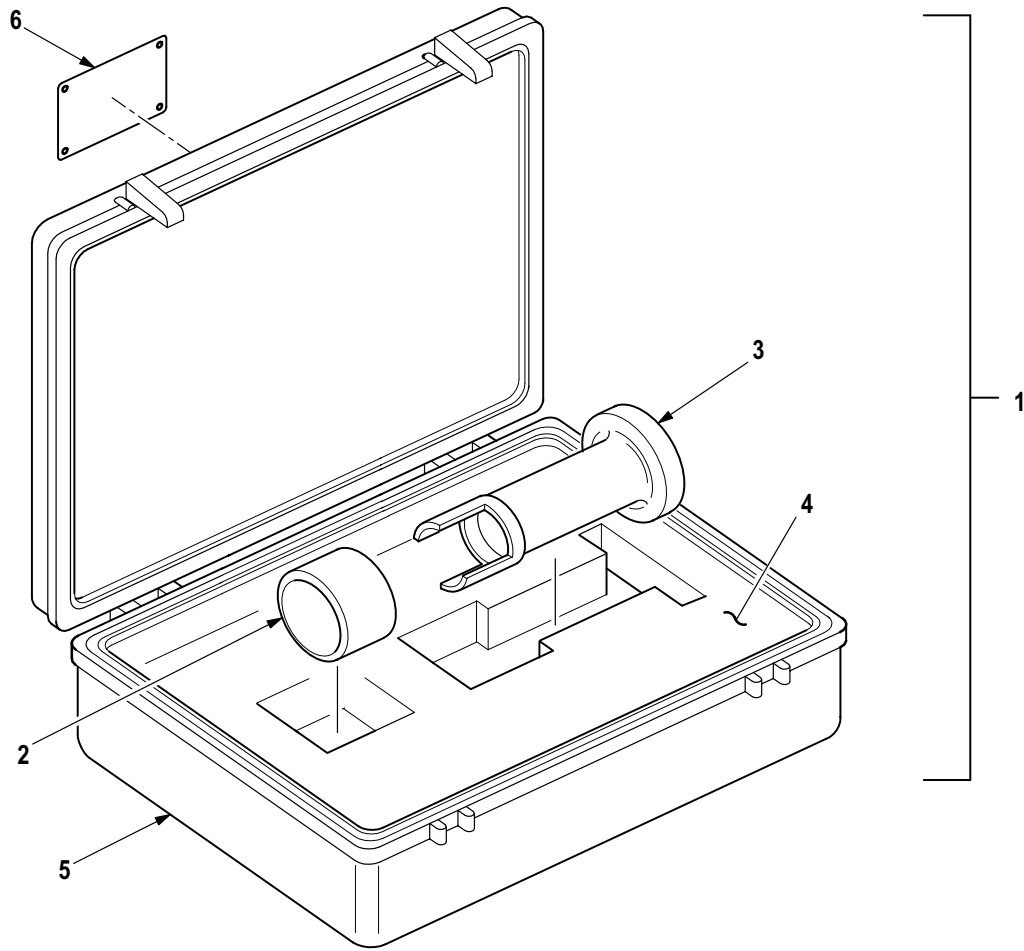
(1) ITEM NO.	(2) SMR CODE	(3) CAGE	(4) PART NUMBER	(5) DESCRIPTION AND USABLE ON CODE (UOC)	(6) QTY
				Group 80 Special Tools Fig. 777 Plug, Seal Kit	
1	PAOFF	60168	140057	• Maintenance Kit, Air	1
2	XDFZZ	60168	140031	•• Plug, Leakproof Seal	1
3	XDFZZ	60168	140056	•• Insert, Packaging	1
4	XDFZZ	51021	PP-500	•• Tool Box, Portable	1
5	XDFZZ	60168	0003-84-0006	•• Plate, Identificatio	1
END OF FIGURE					



M09-1336

Figure 778. Group 80 Wrench, Socket, Anti Flail Bearing

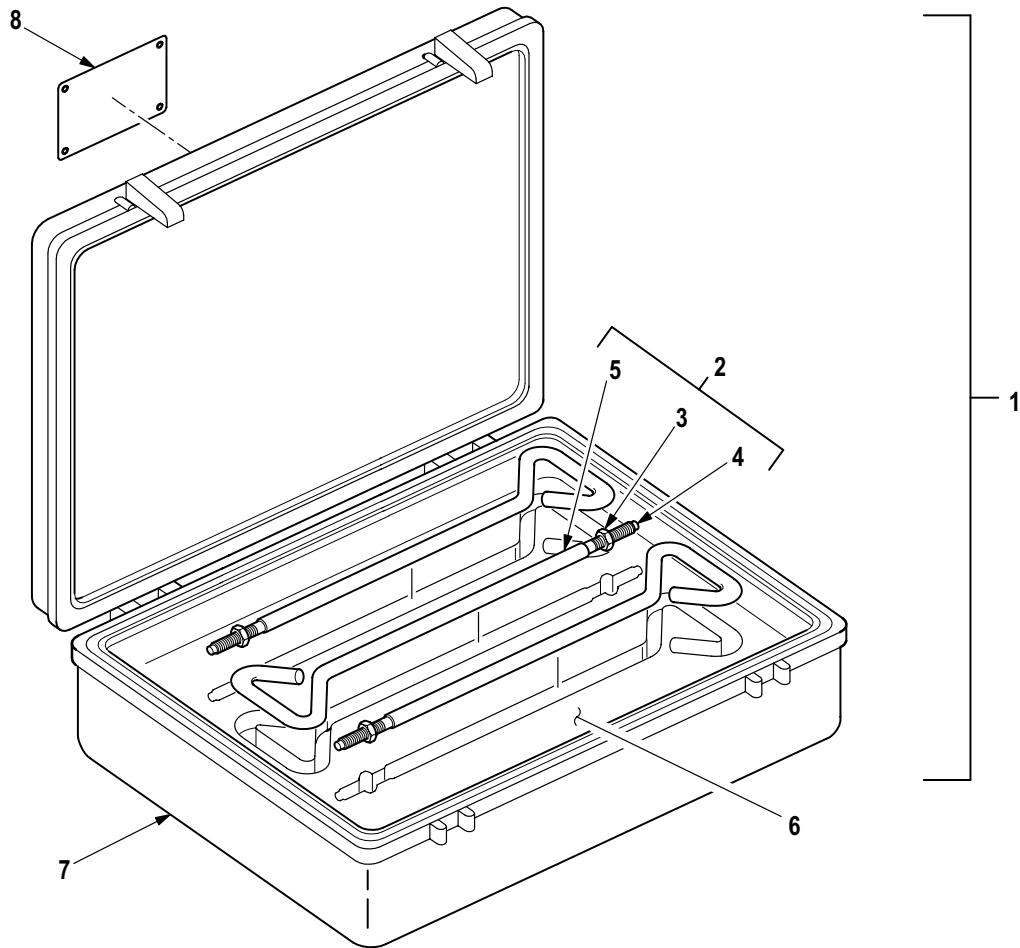
(1) ITEM NO.	(2) SMR CODE	(3) CAGE	(4) PART NUMBER	(5) DESCRIPTION AND USABLE ON CODE (UOC)	(6) QTY
1	XDOFF	60168	140069	Group 80 Special Tools Fig. 778 Wrench, Socket, Anti Flail Bearing	1
2	XDFZZ	60168	140068	• Wrench, Open End, Box	1
3	XDFZZ	60168	140067	•• Drive	1
END OF FIGURE					



M09-1335

Figure 779. Group 80 Compressor, Rotor Brake, Set

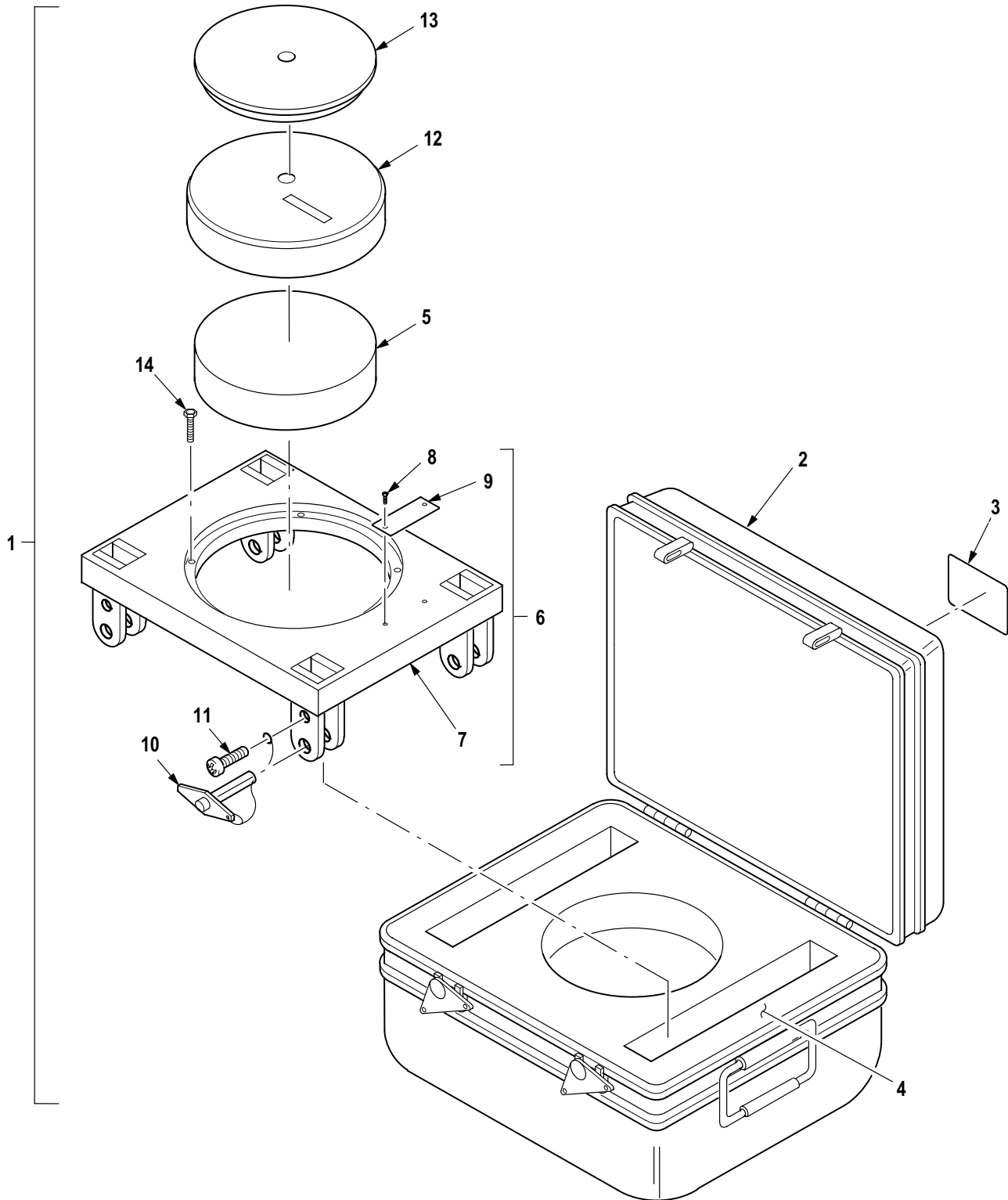
(1) ITEM NO.	(2) SMR CODE	(3) CAGE	(4) PART NUMBER	(5) DESCRIPTION AND USABLE ON CODE (UOC)	(6) QTY
				Group 80 Special Tools Fig. 779 Compressor, Rotor Brake, Set	
1	PAOFF	60168	140034	• Maintenance Kit, Ai	1
2	PAFZZ	60168	140033	•• Pipe, Metallic	1
3	XDFZZ	60168	140032	•• Lifter, Valve Spring	1
4	XDFZZ	60168	140102	•• Insert, Packaging	1
5	XDFZZ	51021	PP-500	•• Tool Box, Portable	1
6	XDFZZ	60168	0003-84-0006	•• Plate, Identificatio	1
END OF FIGURE					



M09-1334

Figure 780. Group 80 Set, Jackscrew

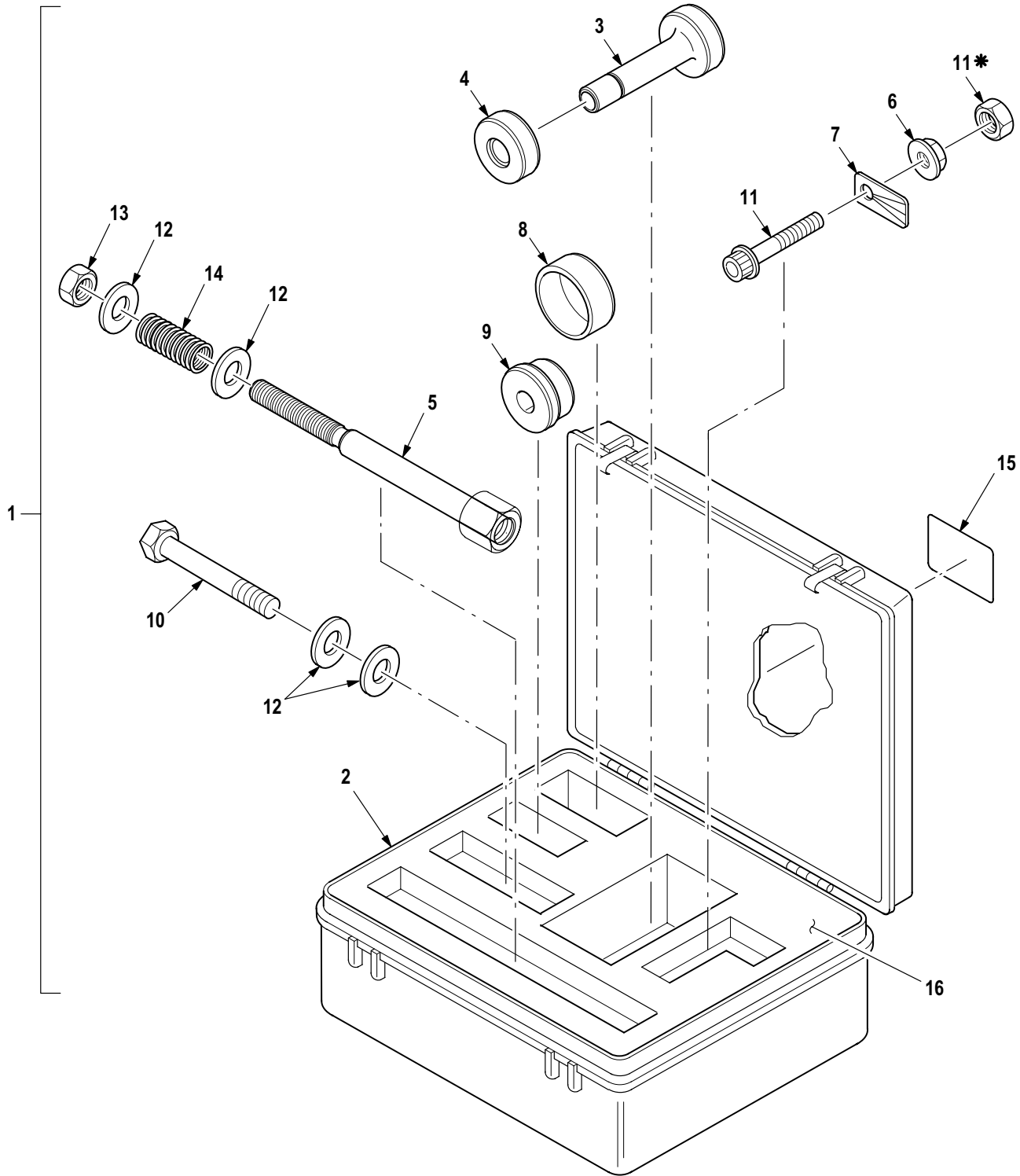
(1) ITEM NO.	(2) SMR CODE	(3) CAGE	(4) PART NUMBER	(5) DESCRIPTION AND USABLE ON CODE (UOC)	(6) QTY
				Group 80 Special Tools Fig. 780 Set, Jackscrew	
1	PAFFF	60168	140052	· Maintenance Kit, Air	1
2	XDFZZ	60168	140011	·· Jackscrew	3
3	PAFZZ	96906	MS51972-1	··· Nut, Plain, Hexagon	1
4	XAFZZ	60168	140010	··· Button	1
5	XDFZZ	60168	140009	··· Jack, Screw, Hand	1
6	XDFZZ	60168	140053	·· Insert, Packaging	1
7	XDFZZ	51021	PP-1400	·· Box	1
8	XDFZZ	65442	0003-86-0006	·· Plate, Ident	1
END OF FIGURE					



M09-1345

Figure 780A. Tool Kit, Aircraft Lower Bearing Seal Installation/Removal

(1) ITEM NO.	(2) SMR CODE	(3) CAGE	(4) PART NUMBER	(5) DESCRIPTION AND USABLE ON CODE (UOC)	(6) QTY
				Group 80 Special Tools Fig. 780A Tool Kit, Aircraft Lower Bearing Seal Installation/Removal	
1	PAOOZ	60168	140165	• Tool Kit, Aircraft M	1
2	XDFZZ	60168	1915N	•• Case	1
3	XDFZZ	60168	070031	•• Label, Ident	1
4	XDFZZ	60168	140199	•• Insert, Bearing	1
5	XDFZZ	60168	140200	•• Insert, Packaging	1
6	XDFZZ	60168	140193	•• Plate, Assembly	1
7	XDFZZ	60168	140190	••• Plate, Mounting	1
8	XDFZZ	80205	MS21318-27	••• Screw, Drive	1
9	XDFZZ	60168	070023-1	••• Plate, Identificatio	1
10	PAFZZ	99682	CL-10-BLPT 2.00-C	••• Pin, Quick Release	1
11	PAFZZ	96906	MS35207-261	••• Screw, Machine	4
12	XDFZZ	60168	140189	•• Pusher, Seal	1
13	XDFZZ	60168	140192	•• Installation Tool, S	1
14	XDFZZ	60168	140194	•• Screw, Machine	4
END OF FIGURE					

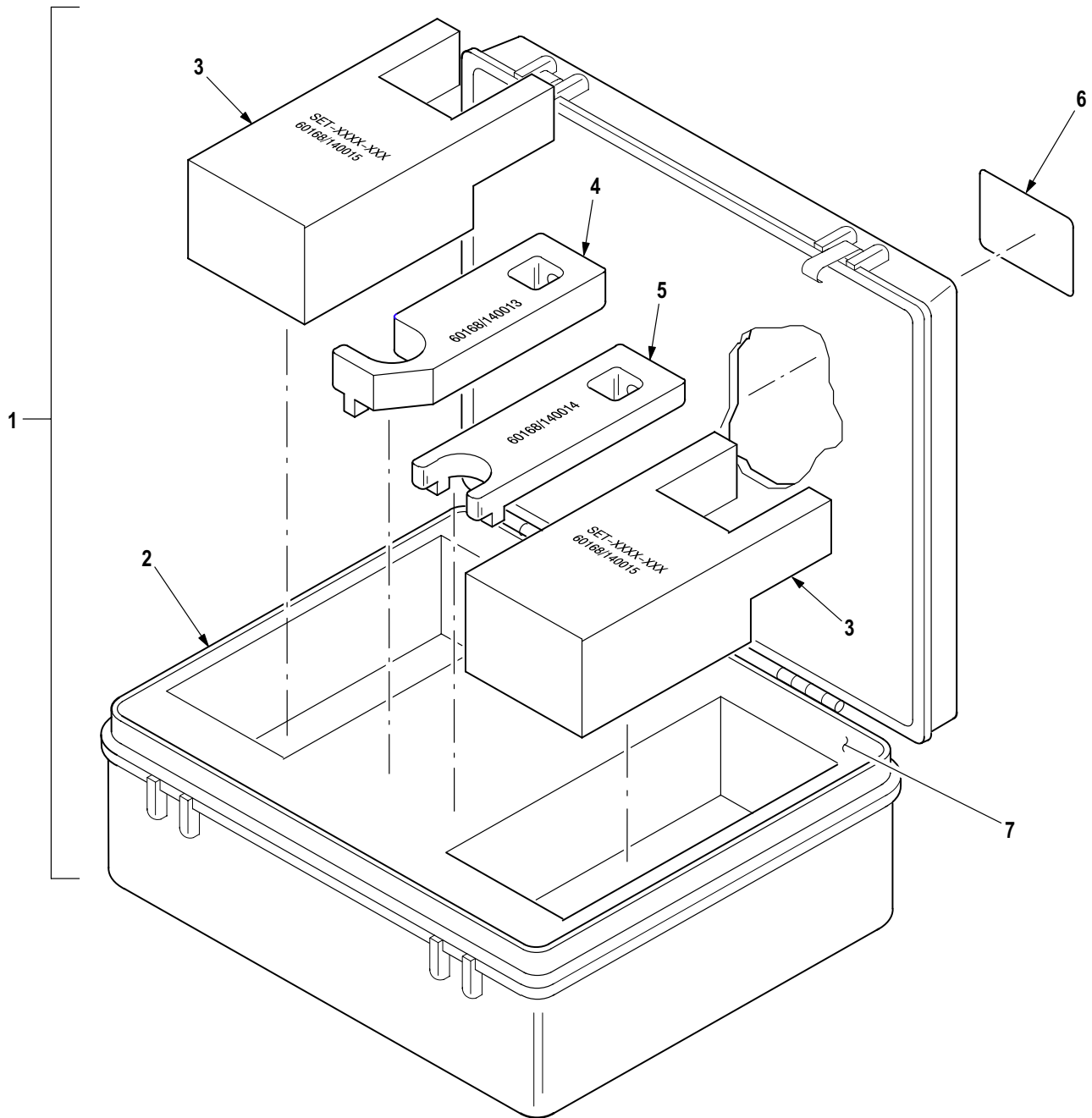


* SUPPLIED WITH ATTACHED ITEM

M09-1346

Figure 780B. Group 80 Tool Kit, Tail Rotor Fork Resilient Mount Installation/Removal

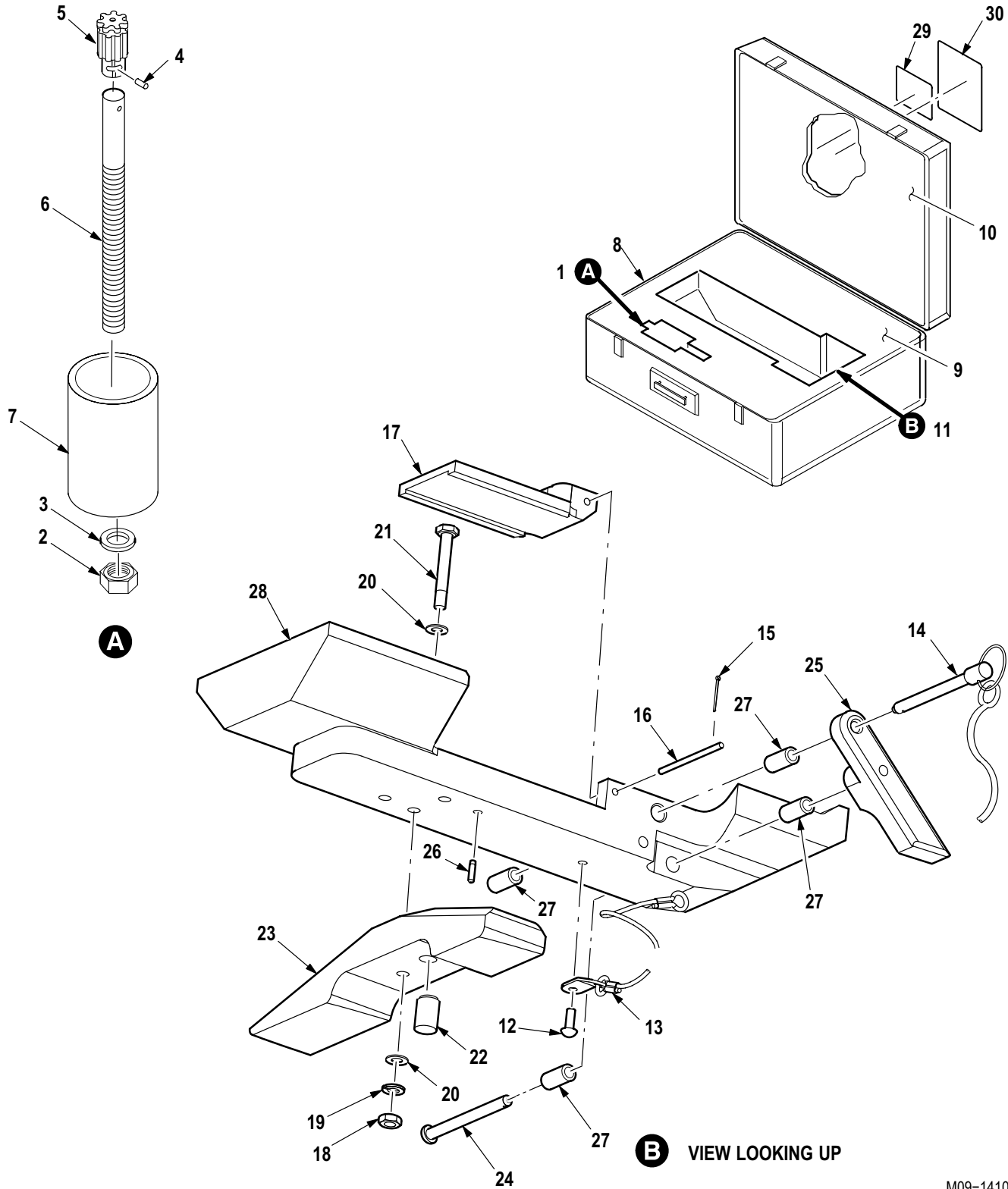
(1) ITEM NO.	(2) SMR CODE	(3) CAGE	(4) PART NUMBER	(5) DESCRIPTION AND USABLE ON CODE (UOC)	(6) QTY
				Group 80 Special Tools Fig. 780B Tool Kit, Tail Rotor Fork Resilient Mount Installation/Removal	
1	PAFFF	60168	140048	• Tool Kit, Aircraft M	1
2	XDFZZ	51021	PP-1400	•• Box	1
3	XDFZZ	60168	140043	•• Spreader	1
4	XDFZZ	60168	140044	•• Nut, Spreader	1
5	XDFZZ	60168	140045	•• Nut, Spreader	1
6	PAFZZ	60168	140047	•• Nut, Plain, Round	1
7	XDFZZ	60168	140046	•• Plate, Cage	1
8	XDFZZ	60168	140041	•• Sleeve	1
9	XDFZZ	60168	140042	•• Pusher	1
10	PAFZZ	80204	B1821BH050C400N	•• Screw, Cap, Hexagon H	1
11	PAFZZ	39428	91272A722	•• Screw, Cap, Hexagon H	1
12	PAFZZ	96906	MS15795-818	•• Washer, Flat	4
13	PAFZZ	96906	MS51967-14	•• Nut, Plain, Hexagon	1
14	PAFZZ	84830	LC-098K-3SS	•• Spring, Helical, Comp	1
15	XDFZZ	60168	0003-84-0006	•• Plate, Identificatio	1
16	XDFZZ	60168	140049	•• Insert	1
END OF FIGURE					



M09-1347

Figure 780C. Group 80 Tool Kit, Aircraft

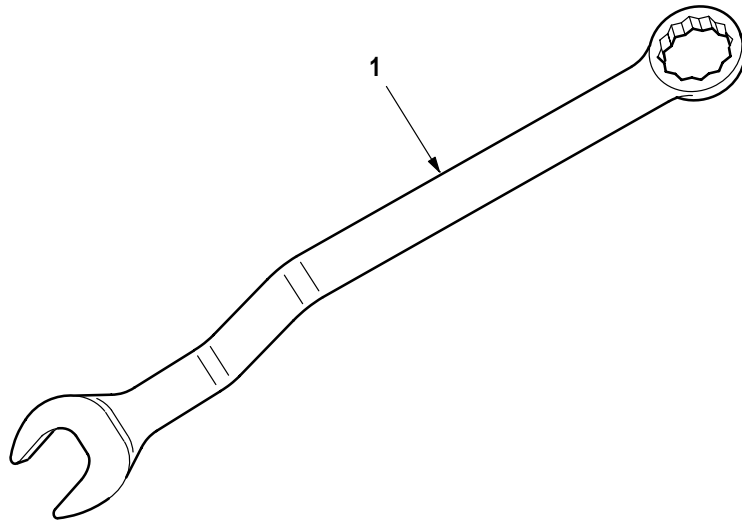
(1) ITEM NO.	(2) SMR CODE	(3) CAGE	(4) PART NUMBER	(5) DESCRIPTION AND USABLE ON CODE (UOC)	(6) QTY
				Group 80 Special Tools Fig. 780C Tool Kit, Aircraft	
1	PAFFF	60168	140016	• Tool Kit Aircraft M	1
2	XDFZZ	51021	PP-500	•• Tool Box, Portable	1
3	XDFZZ	60168	140015	•• Gage Blocks	1
4	XDFZZ	60168	140013	•• Torque Adapter	1
5	XDFZZ	60168	140014	•• Torque Adapter	1
6	XDFZZ	60168	0003-84-0006	•• Plate, Identificatio	1
7	XDFZZ	60168	140022	•• Insert, Box	1
END OF FIGURE					



M09-1410

Figure 780D. Group 80 Tool Kit, Aircraft
7-562126001-601
Kit, Generator Removal

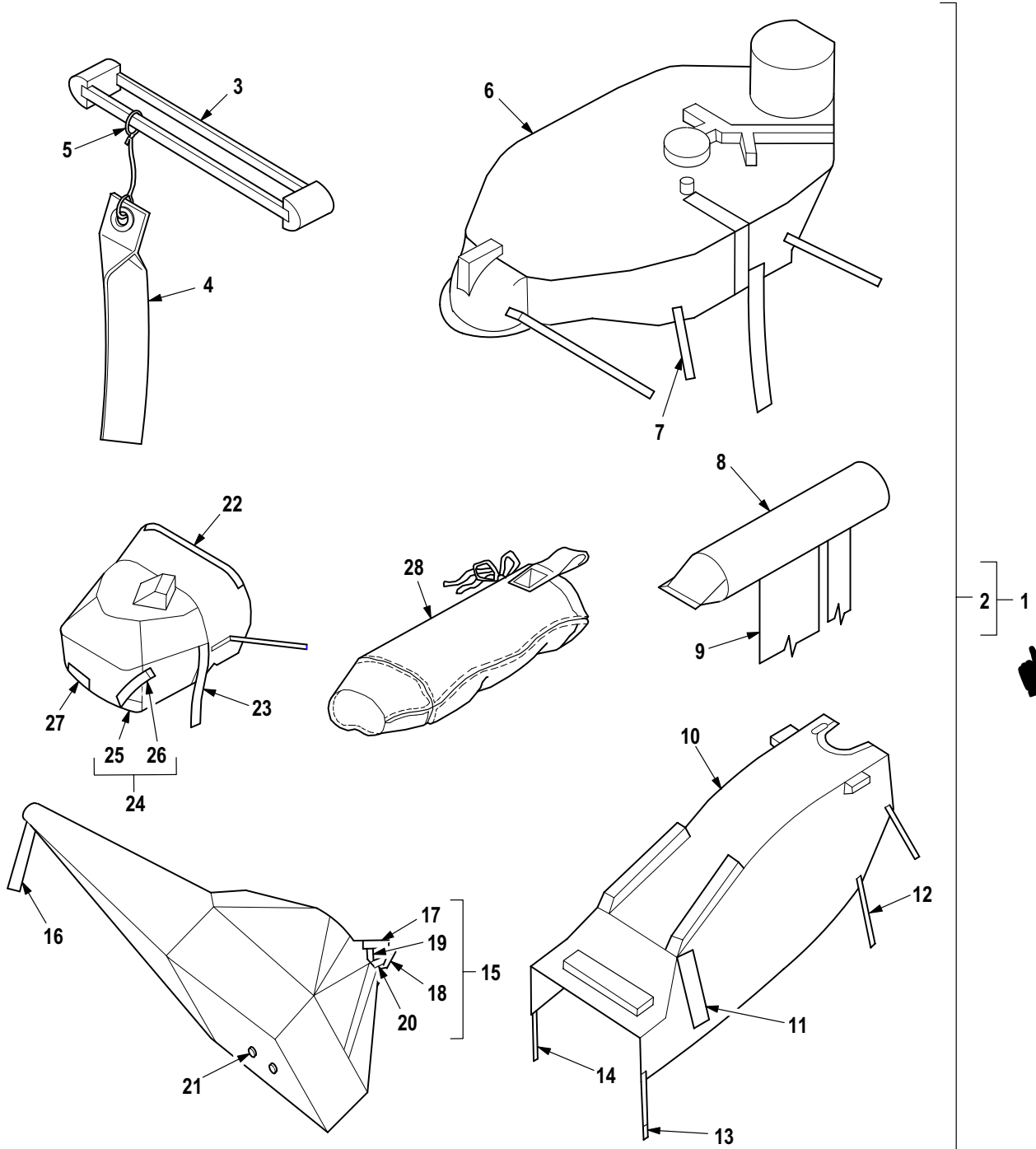
(1) ITEM NO.	(2) SMR CODE	(3) CAGE	(4) PART NUMBER	(5) DESCRIPTION AND USABLE ON CODE (UOC)	(6) QTY
				Group 80 Special Tools Flg. 780D Kit, Generator Removal 7-562126001-601 (See Fig. 714 for NHA)	
1	PAOOO	8V613	7-562126002-601	• Removal Tool, Spline	1
2	PAOZZ	88044	AN315-6R	•• Nut, Plain, Hexagon	1
3	PAOZZ	80205	NAS1149F0663P	•• Washer, Flat	1
4	PAOZZ	80205	MS16562-4	•• Pin, Spring	1
5	PAOZZ	8V613	7-562126002-005	•• Indexer	1
6	XDOZZ	8V613	7-562126002-003	•• Screw, Removal Tool	1
7	XDOZZ	8V613	7-562126002-001	•• Collar	1
8	PAOOO	8V613	7-562126004-601	• Container, HDLG	1
9	XDOZZ	8V613	7-562126004-003	•• Cushion, Base	1
10	XDOZZ	8V613	7-562126004-001	•• Cushion, Lid	1
11	PAOOO	8V613	7-562126003-601	• Cradle, Generator	1
12	PAOZZ	96906	MS21318-47	•• Screw, Drive	1
13	PAOZZ	02731	HS4494-4800	•• Wire Rope Assembly	1
14	PAOZZ	99862	CL-4-DEP-2.50-S	•• Pin, Quick Release	1
15	PAOZZ	96906	MS24665-134	•• Pin, Cotter	1
16	PAOZZ	8V613	7-562126003-009	•• Pin	1
17	PAOZZ	8V613	7-562126003-007	•• Shim	1
18	PAOZZ	88044	AN316C4R	•• Nut, Plain, Hexagon	1
19	PAOZZ	96906	MS35338-44	•• Washer, Lock	1
20	PAOZZ	80205	NAS1149C0432R	•• Washer, Flat	2
21	PAOZZ	80205	NAS6304-22	•• Bolt, Shear	1
22	PAOZZ	99862	CL-70-SBPN-3	•• Ball Plunger	1
23	XDOZZ	8V613	7-562126003-003	•• Leg, Back	1
24	PAOZZ	96906	MS20392-3R89	•• Pin, Straight, Headed	1
25	XDOZZ	8V613	7-562126003-005	•• Leg, Front	1
26	PAOZZ	96906	MS16556-27	•• Pin, Straight, Headl	1
27	PAOZZ	80205	NAS75-4-026	•• Bushing, Sleeve	4
28	XDOZZ	8V613	7-562126003-001	•• Fixture	1
29	XDOZZ	02731	HS5572-0001	• Plate, Assembly Comp	1
30	XDOZZ	02731	HS5216-2	• Plate, Ident	1
END OF FIGURE					



M09-1599

Figure 780E. Group 80 Tool Kit, Aircraft
Wrench, Special Horizontal

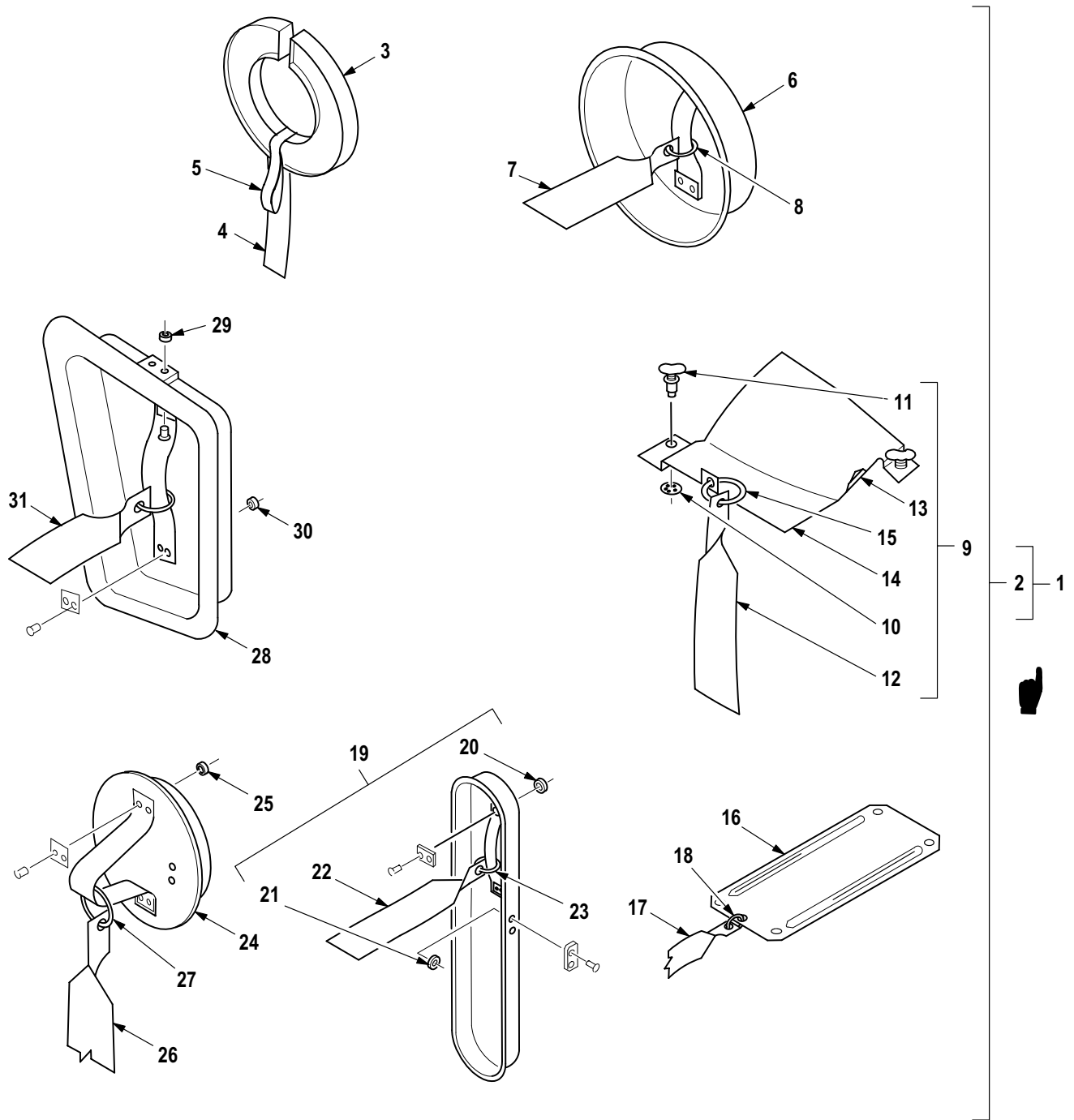
(1) ITEM NO.	(2) SMR CODE	(3) CAGE	(4) PART NUMBER	(5) DESCRIPTION AND USABLE ON CODE (UOC)	(6) QTY
1	XDOZZ	55719	ATSK3675	Group 80 Special Tools Fig. 780E Wrench, Special Horizontal • Wrench, Special Horizontal END OF FIGURE	1



M09-763F

Figure 781. Group 82 Tie Down Kit, Aircraft (Part 1)

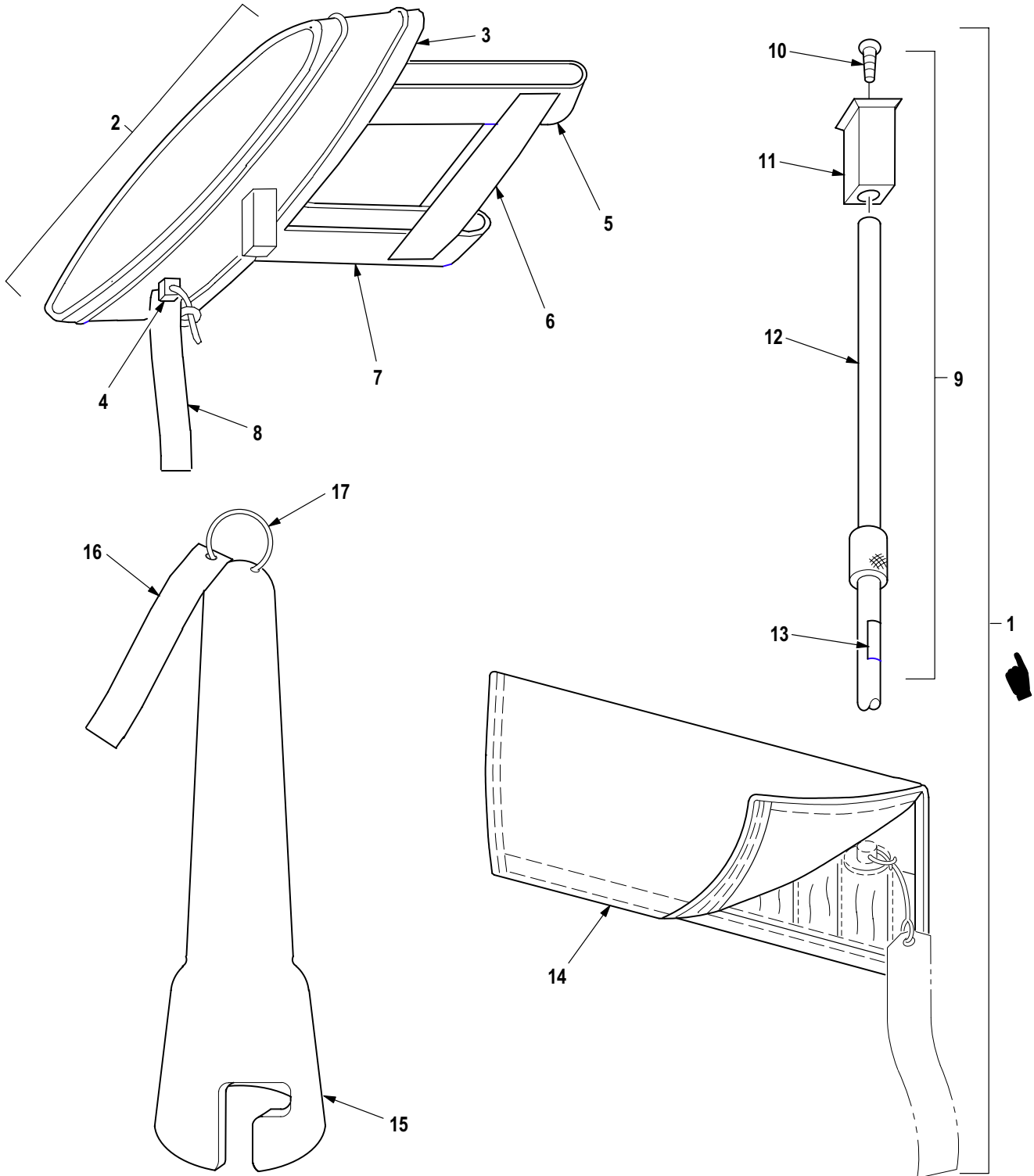
(1) ITEM NO.	(2) SMR CODE	(3) CAGE	(4) PART NUMBER	(5) DESCRIPTION AND USABLE ON CODE (UOC)	(6) QTY
				Group 82 Flyaway Items Fig. 781 Tie Down Kit, Aircraft (Part 1)	
1	PBOOO	02731	7-262100004-61 1	· Tie Down Kit, Aircra	1
2	AOOOO	02731	7-2621 10005-609	·· Kit, Prot Cov, Acft	1
3	PAOOO	38508	1680-AH64-008	··· Cover, Aircraft Grou	1
4	PAOZZ	80205	NAS1756-24	···· Streamer, Warning	1
5	XDOZZ	02731	HS4954-01	···· Ring, Connecting, Rou	1
6	PAOOO	02731	7-362120009-603	··· Cover, Aircraft Grou	1
7	PAOZZ	80205	NAS1756-24	···· Streamer, Warning	2
8	PAOZZ	81996	1680-AH64-007	··· Cover Assembly, Pito	2
9	PAOZZ	80205	NAS1756-24	···· Streamer, Warning	1
10	PAOOO	02731	7-362120008-87	··· Cover, Aircraft Grou	1
11	PAOZZ	80205	NAS1756-24	···· Streamer, Warning	2
12	MOOZZ	02731	7-362120008-73	···· Boot	1
13	MOOZZ	02731	7-362120008-75	···· Boot	1
14	MOOZZ	02731	7-362120008-77	···· Boot	1
15	PAOOO	38508	1680-AH64-003	··· Cover, Access	1
16	PAOZZ	80205	NAS1756-24	···· Streamer, Warning	1
17	MOOZZ	02731	7-262120017-37	···· Tape Hook	1
18	MOOZZ	02731	7-262120017-47	···· Tape Pile	1
19	MOOZZ	02731	7-262120017-49	···· Tape Pile	1
20	MOOZZ	02731	7-262120017-51	···· Tape Hook	1
21	PAOZZ	96906	MS20230BP20	···· Grommet, Metallic	2
22	PAOOO	81996	1680-AH64-004	··· Cover, Aircraft Grou	1
23	PAOZZ	80205	NAS1756-24	···· Streamer, Warning	2
24	MOOOO	02731	7-362120006-37	···· Strap Assembly	1
25	MOOZZ	02731	7-362120006-39	···· Strap	1
26	MOOZZ	02731	7-362120006-41	···· Tape, Hook	1
27	MOOZZ	02731	7-362120006-43	···· Tape, Pile	1
28	PAOZZ	02731	7-362300026	·· Cover, Environmental	5
				END OF FIGURE	



M09-764D

Figure 782. Group 82 Tie Down Kit, Aircraft (Part 2)

(1) ITEM NO.	(2) SMR CODE	(3) CAGE	(4) PART NUMBER	(5) DESCRIPTION AND USABLE ON CODE (UOC)	(6) QTY
				Group 82 Flyaway Items Fig. 782 Tie Down Kit, Aircraft (Part 2)	
1	PBOOO	02731	7-262100004-61 1	· Tie Down Kit, Aircra	1
2	AOOOO	02731	7-2621 10005-609	·· Kit, Prot Cov, Acft	1
3	PAOOO	02731	7-262120014-601	··· Shield, Prot-Eng Inl	2
4	PAOZZ	80205	NAS1756-24	···· Streamer, Warning	1
5	PAOZZ	02731	7-262120014-17	···· Strap, Webbing	1
6	PAOOO	02731	7-26212001 1	··· Cover, Aircraft Grou	2
7	PAOZZ	80205	NAS1756-24	···· Streamer, Warning	1
8	XDOZZ	02731	HS4954-01	···· Ring, Connecting, Rou	1
9	PAOOO	02731	7-262120012-9	··· Cover, Access	1
10	XAOZZ	02731	HS4432-2	···· Push On Nut	2
11	XAOZZ	71286	2600-3W	···· Stud Assembly, Turnl	2
12	PAOZZ	80205	NAS1756-24	···· Streamer, Warning	1
13	XAOZZ	02731	7-262120012-5	···· Tube	1
14	XAOZZ	02731	7-262120012-7	···· Cover	1
15	XDOZZ	02731	HS4954-01	···· Ring, Connecting, Rou	1
16	PAOOO	02731	7-262120013	··· Cover, Aircraft Grou	2
17	PAOZZ	80205	NAS1756-24	···· Streamer, Warning	1
18	XDOZZ	02731	HS4954-01	··· Ring, Connecting, Rou	4
19	PAOOO	02731	7-362120016	··· Cover, Aircraft Grou	6
20	PAOZZ	88044	AN960KD3	···· Washer, Flat	4
21	PAOZZ	88044	AN960KD4	···· Washer, Flat	4
22	PAOZZ	80205	NAS1756-24	···· Streamer, Warning	1
23	XDOZZ	02731	HS4954-01	···· Ring, Connecting, Rou	1
24	PAOOO	02731	7-262120018	··· Kit, Protective Cove	1
25	PAOZZ	88044	AN960JD4	···· Washer, Flat	6
26	PAOZZ	80205	NAS1756-24	···· Streamer, Warning	1
27	XDOZZ	02731	HS4954-01	···· Ring, Connecting, Rou	1
28	PAOOO	02731	7-362120015-1 1	··· Guard, Muffler-Exhau	1
29	PAOZZ	88044	AN960KD3	···· Washer, Flat	4
30	PAOZZ	88044	AN960KD4	···· Washer, Flat	4
31	PAOZZ	80205	NAS1756-24	···· Streamer, Warning	1
END OF FIGURE					




M09-765D

Figure 783. Group 82 Tie Down Kit, Aircraft (Part 3)

(1) ITEM NO.	(2) SMR CODE	(3) CAGE	(4) PART NUMBER	(5) DESCRIPTION AND USABLE ON CODE (UOC)	(6) QTY
				Group 82 Flyaway Items Fig. 783 Tie Down Kit, Aircraft (Part 3)	
1	PBOOO	02731	7-262100004-61 1	· Tie Down Kit, Aircra	1
2	PAOOO	81996	1680-AH64-009-1	·· Tie Down, Rotary Win	4
3	XAOZZ	02731	7-2621 10002-43	··· Sock Assy	1
4	MOOZZ	02731	7-2621 10002-17	··· Tether	1
5	XAOZZ	02731	7-2621 10002-19	··· Strap	1
6	XAOZZ	02731	7-2621 10002-21	··· Strap	1
7	XAOZZ	02731	7-2621 10002-25	··· Strap	2
8	PAOZZ	80205	NAS1756-24	··· Streamer, Warning	1
9	PAOOO	02731	7-2621 10004	·· Pole, Blade Handling	1
10	PAOZZ	96906	MS51960-83	··· Screw, Machine	1
11	XDOZZ	08844	AM2661-2-3	··· End Assembly	1
12	XDOZZ	08844	AMA2661-2	··· Strut Assy	1
13	XDOZZ	08844	AM2661-2-61	···· Decal, Ident	1
14	PAOZZ	02731	7-3621 10006	·· Pouch, Stowage	1
15	PAOOO	8V613	7-362120179-1	·· Cover, Aircraft Grou	1
16	PAOZZ	80205	NAS1756-12	··· Streamer, Warning	1
17	PAOZZ	96906	MS51844-62	··· Swaging Sleeve, Wire	1
END OF FIGURE					

By Order of the Secretary of the Army:

Official:



JOEL B. HUDSON
*Administrative Assistant to the
Secretary of the Army*

01894

DENNIS J. REIMER
*General, United States Army
Chief of Staff*

Distribution:

To be distributed in accordance with Initial Distribution Number (IDN) 311318, requirements for TM 1-1520-238-23P-3.

These are the instructions for sending an electronic 2028

The following format must be used if submitting an electronic 2028. The subject line must be exactly the same and all fields must be included; however, only the following fields are mandatory: 1, 3, 4, 5, 6, 7, 8, 9, 10, 13, 15, 16, 17, and 27.

From: "Whomever" whomever@avma27.army.mil
To: 2028@redstone.army.mil
Subject DA Form 2028

1. **From:** Joe Smith
2. **Unit:** home
3. **Address:** 4300 Park
4. **City:** Hometown
5. **St:** MO
6. **Zip:** 77777
7. **Date Sent:** 19-OCT-93
8. **Pub no:** 55-2840-229-23
9. **Pub Title:** TM
10. **Publication Date:** 04-JUL-85
11. **Change Number:** 7
12. **Submitter Rank:** MSG
13. **Submitter FName:** Joe
14. **Submitter MName:** T
15. **Submitter LName:** Smith
16. **Submitter Phone:** 123-123-1234
17. **Problem:** 1
18. **Page:** 2
19. **Paragraph:** 3
20. **Line:** 4
21. **NSN:** 5
22. **Reference:** 6
23. **Figure:** 7
24. **Table:** 8
25. **Item:** 9
26. **Total:** 123
27. **Text:**

This is the text for the problem below line 27.

RECOMMENDED CHANGES TO PUBLICATIONS AND BLANK FORMS For use of the for, see AR 25-35; the proponent agency is ODISC4						Use Part II (reverse) for Repair Parts and Special Tool Lists (RPSTL) and Supply Catalogs/Supply Manuals (SC/SM).	DATE 8/30/02
TO: (Forward to proponent of the publication or form) (Include ZIP Code) Commander, U.S. Army Aviation and Missile Command Attn: AMSAM-MMC-MA-NP Redstone Arsenal, AL 35898						FROM: (Activity and location) (Include ZIP Code) MSG, Jane Q. Doe 1234 Any Street Nowhere Town, AL 34565	
PART I - ALL PUBLICATIONS (EXCEPT RPSTL AND SC/SM) AND BLANK FORMS							
PUBLICATION/FORM NUMBER TM 1-1520-238-23-1						DATE 16 May 1994	TITLE Aviation Unit and Intermediate Maintenance Manual, for Helicopter, Attack, AH-64A Apache (Volume 3 of 9)
ITEM	PAGE	PARA-GRAPH	LINE	FIGURE NO.	TABLE	RECOMMENDED CHANGES AND REASON	
1	WP0005 PG 3		2			Test or Corrective Action column should identify a different WP number.	
EXAMPLE							
<i>*Reference to line numbers within the paragraph or subparagraph.</i>							
TYPED NAME, GRADE OR TITLE MSG, Jane Q. Doe, SFC				TELEPHONE EXCHANGE/AUTOVON, PLUS EXTENTION 788-1234		SIGNATURE	

TO: <i>(Forward direct to addressee listed in publication)</i> Commander, U.S. Army Aviation and Missile Command ATTN: AMSAM-MMC-MA-NP RedstoneArsenal, 35898	FROM: <i>(Activity and location) (Include ZIP Code)</i> MSG, Jane Q. Doe 1234 Any Street Nowhere Town, AL 34565	DATE 8/30/02
---	---	------------------------

PART II - REPAIR PARTS AND SPECIAL TOOL LISTS AND SUPPLY CATALOGS/SUPPLY MANUALS

PUBLICATION NUMBER	DATE	TITLE
--------------------	------	-------

PAGE NO.	COLM NO.	LINE NO.	NATIONAL STOCK NUMBER	REFERENCE NO.	FIGURE NO.	ITEM NO.	TOTAL NO. OF MAJOR ITEMS SUPPORTED	RECOMMENDED ACTION

PART III - REMARKS *(Any general remarks or recommendations, or suggestions for improvement of publications and blank forms. Additional blank sheets may be used if more space is needed.)*

EXAMPLE

TYPED NAME, GRADE OR TITLE MSG, Jane Q. Doe, SFC	TELEPHONE EXCHANGE/AUTOVON, PLUS EXTENTION 788-1234	SIGNATURE
---	--	-----------

RECOMMENDED CHANGES TO PUBLICATIONS AND BLANK FORMS For use of the for, see AR 25-35; the proponent agency is ODISC4						Use Part II (<i>reverse</i>) for Repair Parts and Special Tool Lists (RPSTL) and Supply Catalogs/Supply Manuals (SC/SM).	DATE
TO: (<i>Forward to proponent of the publication or form</i>) (<i>Include ZIP Code</i>) Commander, U.S. Army Aviation and Missile Command ATTN: AMSAM-MMC-MA-NP Redstone Arsenal, AL 35898						FROM: (<i>Activity and location</i>) (<i>Include ZIP Code</i>)	
PART I - ALL PUBLICATIONS (EXCEPT RPSTL AND SC/SM) AND BLANK FORMS							
PUBLICATION/FORM NUMBER TM 1-1520-238-23P-3						DATE 28 May 1996	TITLE Aviation Unit and Intermediate Maintenance Repair Parts and Special Tools List for Helicopter, Attack, AH-64A Apache; Volume 3 of 5
ITEM	PAGE	PARA-GRAPH	LINE	FIGURE NO.	TABLE	RECOMMENDED CHANGES AND REASON	
<i>*Reference to line numbers within the paragraph or subparagraph.</i>							
TYPED NAME, GRADE OR TITLE				TELEPHONE EXCHANGE/AUTOVON, PLUS EXTENTION		SIGNATURE	

TO: <i>(Forward direct to addressee listed in publication)</i> Commander, U.S. Army Aviation and Missile Command ATTN: AMSAM-MMC-MA-NP Redstone Arsenal, AL 35898	FROM: <i>(Activity and location) (Include ZIP Code)</i>	DATE
---	--	-------------

PART II - REPAIR PARTS AND SPECIAL TOOL LISTS AND SUPPLY CATALOGS/SUPPLY MANUALS

PUBLICATION NUMBER TM 1-1520-238-23P-3	DATE 28 May 1996	TITLE Aviation Unit and Intermediate Maintenance Repair Parts and Special Tools List for Helicopter, Attack, AH-64A Apache; Volume 3 of 5
--	----------------------------	--

PAGE NO.	COLM NO.	LINE NO.	NATIONAL STOCK NUMBER	REFERENCE NO.	FIGURE NO.	ITEM NO.	TOTAL NO. OF MAJOR ITEMS SUPPORTED	RECOMMENDED ACTION

PART III - REMARKS *(Any general remarks or recommendations, or suggestions for improvement of publications and blank forms. Additional blank sheets may be used if more space is needed.)*

TYPED NAME, GRADE OR TITLE	TELEPHONE EXCHANGE/AUTOVON, PLUS EXTENTION	SIGNATURE
----------------------------	--	-----------

The Metric System and Equivalents

Linear Measure

1 centimeter = 10 millimeters = .39 inch
 1 decimeter = 10 centimeters = 3.94 inches
 1 meter = 10 decimeters = 39.37 inches
 1 dekameter = 10 meters = 32.8 feet
 1 hectometer = 10 dekameters = 328.08 feet
 1 kilometer = 10 hectometers = 3,280.8 feet

Weights

1 centigram = 10 milligrams = .15 grain
 1 decigram = 10 centigrams = 1.54 grains
 1 gram = 10 decigrams = .035 ounce
 1 dekagram = 10 grams = .35 ounce
 1 hectogram = 10 dekagrams = 3.52 ounces
 1 kilogram = 10 hectograms = 2.2 pounds
 1 quintal = 100 kilograms = 220.46 pounds
 1 metric ton = 10 quintals = 1.1 short tons

Liquid Measure

1 centiliter = 10 milliliters = .34 fl. ounces
 1 deciliter = 10 centiliters = 3.38 fl. ounces
 1 liter = 10 deciliters = 33.81 fl. ounces
 1 dekaliter = 10 liters = 2.64 gallons
 1 hectoliter = 10 dekaliters = 26.42 gallons
 1 kiloliter = 10 hectoliters = 264.18 gallons

Square Measure

1 sq. centimeter = 100 sq. millimeters = .155 sq. inch
 1 sq. decimeter = 100 sq. centimeters = 15.5 sq. inches
 1 sq. meter (centare) = 100 sq. decimeters = 10.76 sq. feet
 1 sq. dekameter (are) = 100 sq. meters = 1,076.4 sq. feet
 1 sq. hectometer (hectare) = 100 sq. dekameters = 2.47 acres
 1 sq. kilometer = 100 sq. hectometers = .386 sq. mile

Cubic Measure

1 cu. centimeter = 1000 cu. millimeters = .06 cu. inch
 1 cu. decimeter = 1000 cu. centimeters = 61.02 cu. inches
 1 cu. meter = 1000 cu. decimeters = 35.31 cu. feet

Approximate Conversion Factors

To change	To	Multiply by	To change	To	Multiply by
inches	centimeters	2.540	ounce-inches	newton-meters	.007062
feet	meters	.305	centimeters	inches	.394
yards	meters	.914	meters	feet	3.280
miles	kilometers	1.609	meters	yards	1.094
square inches	square centimeters	6.452	kilometers	miles	.621
square feet	square meters	.093	square centimeters	square inches	.155
square yards	square meters	.836	square meters	square feet	10.764
square miles	square kilometers	2.590	square meters	square yards	1.196
acres	square hectometers	.405	square kilometers	square miles	.386
cubic feet	cubic meters	.028	square hectometers	acres	2.471
cubic yards	cubic meters	.765	cubic meters	cubic feet	35.315
fluid ounces	milliliters	29.573	cubic meters	cubic yards	1.308
pints	liters	.473	milliliters	fluid ounces	.034
quarts	liters	.946	liters	pints	2.113
gallons	liters	3.785	liters	quarts	1.057
ounces	grams	28.349	liters	gallons	.264
pounds	kilograms	.454	grams	ounces	.035
short tons	metric tons	.907	kilograms	pounds	2.205
pound-feet	newton-meters	1.356	metric tons	short tons	1.102
pound-inches	newton-meters	.11296			

Temperature (Exact)

° F Fahrenheit temperature $\frac{5}{9}$ (after subtracting 32) Celsius temperature ° C

PIN: 073820-000